



Distr.: General  
1 September 2022  
Arabic  
Original: English

# الاتفاقية الإطارية بشأن تغير المناخ



## مؤتمر الأطراف

الدورة السابعة والعشرون

شرم الشيخ، 6-18 تشرين الثاني/نوفمبر 2022

البند 8(د) من جدول الأعمال المؤقت

المسائل المتعلقة بالتمويل

تقرير مرفق البيئة العالمية المقدم إلى مؤتمر الأطراف والإرشادات الموجهة

إلى مرفق البيئة العالمية

## تقرير مرفق البيئة العالمية المقدم إلى مؤتمر الأطراف

### مذكرة من الأمانة

- 1- اعتمد مؤتمر الأطراف، بموجب المقرر 12/م أ-2، مذكرة تفاهم بين مؤتمر الأطراف ومجلس مرفق البيئة العالمية ومن ثم بدأ نفاذها. وتنص المذكرة، في جملة أمور، على أن تتاح التقارير السنوية لمرفق البيئة العالمية لمؤتمر الأطراف من خلال أمانة الاتفاقية.
- 2- واستجابة لذلك المقتضى، قدّمت أمانة مرفق البيئة العالمية في 23 آب/أغسطس 2022 التقرير الوارد في المرفق. وهو مستنسخ هنا بالصيغة التي قدّم بها.
- 3- وتنص مذكرة التفاهم أيضاً على أن يقرر مؤتمر الأطراف، عملاً بالفقرة 1 من المادة 11 من الاتفاقية، سياسات الآلية المالية وأولوياتها البرنامجية ومعايير الأهلية المتعلقة بالاتفاقية، وأن تعمل الآلية تحت إرشاد مؤتمر الأطراف وتكون مسؤولة أمامه.
- 4- وتنص المذكرة كذلك على أن يبلغ مؤتمر الأطراف، بعد كل دورة من دوراته، مجلس مرفق البيئة العالمية بأي إرشاد يتعلق بالسياسة العامة يقره المؤتمر بشأن الآلية.



الرجاء إعادة الاستعمال

**Blank page**

## Annex

[English only]



# **REPORT OF THE GLOBAL ENVIRONMENT FACILITY TO THE TWENTY-SEVENTH SESSION OF THE CONFERENCE OF THE PARTIES TO THE UNITED NATIONS FRAMEWORK CONVENTION ON CLIMATE CHANGE**

Reporting period: July 1, 2021 to June 30, 2022  
August 22, 2022

## TABLE OF CONTENTS

|   |            |
|---|------------|
| <b>LIST OF TABLES .....</b>   | <b>iii</b> |
| <b>LIST OF FIGURES .....</b>  | <b>iii</b> |
| <b>ABBREVIATIONS AND ACRONYMS .....</b>   | <b>v</b>   |
| <b>EXECUTIVE SUMMARY .....</b>  | <b>i</b>   |
| <b>INTRODUCTION .....</b>   | <b>11</b>  |
| <b>PART I: GEF KEY UPDATES.....</b>   | <b>11</b>  |
| 1. GEF-8 Outlook.....   | 11         |
| 2. Complementarity in Climate Finance and Long-Term Vision .....  | 19         |
| 3. GEF’s Response to the COVID-19 Pandemic.....   | 21         |
| <b>Part II: GEF Achievements .....</b>  | <b>24</b>  |
| 1. Climate Change Mitigation .....  | 24         |
| 2. Climate Change Adaptation .....  | 37         |
| 3. Small Grant Program .....  | 57         |
| 4. Innovations in Blended Finance.....  | 59         |
| 5. Support for the Enhanced Transparency Framework and other Enabling Activities .....                    | 60         |
| 6. Technology Transfer .....  | 73         |
| <b>Part III: GEF’s Response to the COP Guidance .....</b>   | <b>80</b>  |
| 1. GEF Relevance for the Glasgow Climate Pact.....  | 80         |
| 2. The Paris Agreement, COP 26, CMP 16 and CMA 3 Decisions and SBI 52-55 and SBSTA 52-55 Conclusions..... | 80         |
| 3. Engagement with the UNFCCC .....   | 109        |
| <b>Part IV: Evaluations by the GEF Independent Evaluation Office .....</b>                                | <b>111</b> |
| <b>Annex 1: GEF-8 Funding Envelopes and Allocations.....</b>  | <b>115</b> |
| <b>Annex 2: List of Projects and Programs under the GEF Trust Fund Approved in FY22 ....</b>              | <b>121</b> |
| <b>Annex 3: List of Projects and Programs under the LDCF and the SCCF Approved in FY22 .....</b>          | <b>145</b> |
| <b>Annex 4: List of Climate Change Mitigation Projects under Programmatic Approaches .</b>                | <b>159</b> |
| <b>Annex 5: Climate Technology Activities .....</b>   | <b>164</b> |
| <b>Annex 6: Status Report on the LDCF and the SCCF for FY22 .....</b>                                     | <b>175</b> |
| <b>Annex 7: Status Report on the CBIT Trust Fund for FY22 .....</b>                                       | <b>184</b> |

## LIST OF TABLES

|   |    |
|---|----|
| Table 1: Cumulative GEF Projects on Climate Change Mitigation by Region .....   | 16 |
| Table 2: GEF Funding for Project and Programs with Climate Change Mitigation Components .....                           | 16 |
| Table 3: GEF Projects on Climate Change Mitigation by Phase .....   | 17 |
| Table 4: Expected Results from Climate Change Mitigation Projects and Programs Approved in the Reporting Period .....   | 24 |
| Table 5: Core Indicators for the LDCF and SCCF in the GEF-8 Period (2022-2026) .....                                    | 30 |
| Table 6: LDCF Resource Programming by Country .....   | 33 |
| Table 7: Regional Distribution of Projects and Programs Approved under the LDCF in the Reporting Period .....           | 37 |
| Table 8: Agency Distribution of Projects and Programs Approved under the LDCF in the Reporting Period .....             | 37 |
| Table 9: Selected Concepts of the Challenge Program for Adaptation Innovation .....                                     | 44 |
| Table 10: Cumulative GEF Trust Fund Enabling Activities Projects by Region .....  | 53 |
| Table 11: GEF Trust Fund Enabling Activities Projects by Phase .....  | 53 |
| Table 12: GEF Projects for Regional Climate Technology Transfer and Financing Centers and the CTCN .....                | 70 |
| Table 13: Decisions by the COP 26, CMP 16 and CMA 3, Conclusions of SBI 52-55 and SBSTA 52-55, and GEF's Response ..... | 75 |

## LIST OF FIGURES

|   |    |
|---|----|
| Figure 1: Cumulative GEF Projects on Climate Change Mitigation by Sector <sup>a</sup> .....                             | 19 |
| Figure 2: Annual and Cumulative Funding Approvals under the LDCF (as at June 30, 2022)* .....                           | 31 |
| Figure 3: Cumulative Regional Distribution of Projects and Programs Approved under the LDCF (as at June 30, 2022) ..... | 32 |
| Figure 4: Cumulative Agency Distribution of Projects and Programs Approved under the LDCF (as at June 30, 2022) .....   | 32 |
| Figure 5: Cumulative Regional Distribution of Projects Approved under the SCCF-A (as at June 30, 2022) .....            | 40 |
| Figure 6: Cumulative Regional Distribution of Projects Approved under the SCCF-B (as at June 30, 2022) .....            | 40 |
| Figure 7: Cumulative Agency Distribution of Projects and Programs Approved under the SCCF (as                           |    |

---

|   |    |
|---|----|
| at June 30, 2022).....  | 41 |
| Figure 8: Project Status of CBIT Portfolio by Fiscal Year (FY17 to FY22).....     | 58 |
| Figure 9: CBIT Project Priorities per Type of Activity (as at June 30, 2022)..... | 60 |

## ABBREVIATIONS AND ACRONYMS

|                    |  |
|--------------------|--|
| ACTFCN             | African Climate Technology Finance Center and Network                                  |
| ADB                | Asian Development Bank   |
| AfDB               | African Development Bank   |
| AFOLU              | Agriculture, Forestry and Other Land Use   |
| AMP                | Africa Minigrids Program   |
| BOAD               | West African Development Bank  |
| BTR                | Biennial Transparency Report   |
| BUR                | Biennial Update Report   |
| CAF                | Development Bank of Latin America  |
| CbA                | Community-based adaptation   |
| CBD                | Convention on Biological Diversity   |
| CBIT               | Capacity-building Initiative for Transparency  |
| CBIT TF            | Capacity-building Initiative for Transparency Trust Fund                               |
| CBO                | Community-based Organization   |
| CCA                | Climate Change Adaptation  |
| CCM                | Climate Change Mitigation  |
| CEIT               | Countries with Economy in Transition   |
| CEO                | Chief Executive Officer  |
| CGE                | Consultative Group of Experts  |
| CI                 | Conservation International   |
| CIAT               | International Center for Tropical Agriculture  |
| CIF                | Climate Investment Funds   |
| CMA                | Conference of the Parties serving as the Meeting of the Parties to the Paris Agreement |
| CMP                | Conference of the Parties serving as the Meeting of the Parties to the Kyoto Protocol  |
| CO <sub>2</sub> eq | Carbon Dioxide Equivalent  |
| COP                | Conference of the Parties  |
| CPF                | Collaborative Partnership on Forests   |
| CSO                | Civil Society Organization   |
| CSP                | Country Support Program  |
| CTCN               | Climate Technology Centre and Network  |
| EA                 | Enabling Activity  |
| EbA                | Ecosystem-based Adaptation   |
| EBRD               | European Bank for Reconstruction and Development                                       |
| ECA                | Eastern Europe and Central Asia  |
| ECW                | Expanded Constituency Workshop   |
| EST                | Environmentally Sound Technology   |
| ETF                | Enhanced Transparency Framework  |
| EU                 | European Union   |
| FAO                | Food and Agriculture Organization of the United Nations                                |
| FINTECC            | Finance and Technology Transfer Centre for Climate Change                              |
| FOLUR              | Food Systems, Land Use and Restoration   |
| FSP                | Full-sized Project   |
| FY                 | Fiscal Year  |
| GACMO              | Greenhouse Gas Abatement Cost Model  |
| GCF                | Green Climate Fund   |
| GCIP               | Global Cleantech Innovation Program  |
| GCP                | Global Coordination Platform   |
| GEB                | Global Environmental Benefit   |
| GEF                | Global Environment Facility  |
| GEFTF              | Global Environment Facility Trust Fund   |
| GGWI               | Great Green Wall Initiative  |
| GHG                | Greenhouse Gas   |
| GHGI               | Greenhouse Gas Inventory   |
| GHGMI              | Greenhouse Gas Management Institute  |
| GLF                | Global Landscape Forum   |

---

|        |  |
|--------|--|
| GRP    | Global Resilience Partnership  |
| GSP    | Global Support Program   |
| HCFC   | Hydro-chlorofluorocarbon   |
| HFC    | Hydrofluorocarbon  |
| IAP    | Integrated Approach Pilot  |
| ICA    | International Consultation and Analysis  |
| ICAT   | Initiative for Climate Action Transparency                                     |
| IDA    | International Development Association  |
| IDB    | Inter-American Development Bank  |
| IEA    | International Energy Agency  |
| IEO    | Independent Evaluation Office  |
| IFAD   | International Fund for Agricultural Development                                |
| IFC    | International Finance Corporation  |
| IGES   | Institute for Global Environmental Strategies                                  |
| INDC   | Intended Nationally Determined Contribution                                    |
| IP     | Impact Program   |
| IPCC   | Intergovernmental Panel on Climate Change                                      |
| IPPU   | Industrial Processes and Product Use   |
| IRENA  | International Renewable Energy Agency  |
| IUCN   | International Union for Conservation of Nature                                 |
| LAC    | Latin America and the Caribbean  |
| LCT    | Low-carbon Technology  |
| LDC    | Least Developed Country  |
| LDCF   | Least Developed Countries Fund   |
| LDN    | Land Degradation Neutrality  |
| LEAP   | Low Emissions Analysis Platform  |
| LEG    | Least-developed Countries Expert Group   |
| LTV    | Long-term Vision   |
| LULUCF | Land Use, Land-use Change and Forestry   |
| MEA    | Multilateral Environmental Agreement   |
| MFA    | Multi-focal Area   |
| MIT    | Massachusetts Institute of Technology  |
| MoU    | Memorandum of Understanding  |
| MPGs   | Modalities, Procedures and Guidelines (of the Enhanced Transparency Framework) |
| MRV    | Measurement, Reporting and Verification  |
| MSME   | Micro, Small and Medium Enterprise   |
| MSP    | Medium-sized Project   |
| MSW    | Municipal Solid Waste  |
| Mt     | Megaton (10 <sup>6</sup> tons)   |
| MTF    | Multi-trust Fund   |
| MTR    | Mid-term Review  |
| NAMA   | Nationally Appropriate Mitigation Action                                       |
| NAP    | National Adaptation Plan   |
| NAPA   | National Adaptation Program of Action  |
| NbS    | Nature-based Solutions   |
| NC     | National Communication   |
| NDC    | Nationally Determined Contribution   |
| NDE    | National Designated Entity   |
| NGI    | Non-grant Instrument   |
| NGO    | Non-governmental Organization  |
| ODA    | Official Development Assistance  |
| OECD   | Organisation for Economic Co-operation and Development                         |
| ODS    | Ozone-depleting Substance  |
| OFP    | Operational Focal Point  |
| OPS    | Overall Performance Study  |
| PATPA  | Partnership on Transparency in the Paris Agreement                             |
| PCCB   | Paris Committee on Capacity Building   |
| PFD    | Project Framework Document   |



|        |  |
|--------|--|
| PIF    | Project Identification Form  |
| PIR    | Project Implementation Report  |
| PPG    | Project Preparation Grant  |
| PSP    | Poznan Strategic Program on Technology Transfer  |
| REDD+  | Reducing Emissions from Deforestation and Forest Degradation and the role of conservation, sustainable management of forests and enhancement of forest carbon stocks in developing countries |
| SBI    | Subsidiary Body for Implementation   |
| SBSTA  | Subsidiary Body for Scientific and Technological Advice  |
| SCCF   | Special Climate Change Fund  |
| SCCF-A | Special Climate Change Fund Adaptation Program   |
| SCCF-B | Special Climate Change Fund Program for Technology Transfer  |
| SCF    | Standing Committee on Finance  |
| SDGs   | Sustainable Development Goals  |
| SFM    | Sustainable Forest Management  |
| SGP    | Small Grants Program   |
| SIDS   | Small Island Developing State  |
| SLM    | Sustainable Land Management  |
| SME    | Small and Medium Enterprise  |
| SPA    | Strategic Priority on Adaptation   |
| STAP   | Scientific, Technical and Advisory Panel   |
| STAR   | System for Transparent Allocation of Resources   |
| TAG    | Technical Advisory Group   |
| TAP    | Technology Action Plan   |
| TEC    | Technology Executive Committee   |
| TE     | Terminal Evaluation  |
| TER    | Terminal Evaluation Report   |
| TNA    | Technology Needs Assessment  |
| UNCCD  | United Nations Convention to Combat Desertification  |
| UNDP   | United Nations Development Programme   |
| UNEP   | United Nations Environment Programme   |
| UNFCCC | United Nations Framework Convention on Climate Change  |
| UNIDO  | United Nations Industrial Development Organization   |
| WBCSD  | World Business Council for Sustainable Development   |
| WHO    | World Health Organization  |
| WMO    | World Meteorological Organization  |
| WRI    | World Resources Institute  |
| WWF    | World Wide Fund for Nature   |

## EXECUTIVE SUMMARY

1. The Global Environment Facility (GEF), as an operating entity of the Financial Mechanism of the United Nations Framework Convention on Climate Change (UNFCCC, or the Convention), provides financing to country-driven climate change mitigation (CCM) and climate change adaptation (CCA) projects. The Paris Agreement and related Conference of the Parties (COP) decisions affirmed the role and contributions of the GEF to address climate change as part of the Financial Mechanism of the Convention. In particular, the GEF, as well as the Least Developed Countries Fund (LDCF) and the Special Climate Change Fund (SCCF), along with the Green Climate Fund (GCF), were designated to serve the Paris Agreement.

2. This document covers the reporting period from July 1, 2021, to June 30, 2022. The period corresponds to the fourth and final year of the GEF-7 replenishment period of July 1, 2018 to June 30, 2022.

### Climate Change Mitigation and Adaptation Programming in GEF-7

3. In the seventh replenishment of the GEF Trust Fund (GEF-7) period, the GEF supported 131 projects in developing countries with \$590.1 million from the climate CCM focal area.<sup>1</sup> They are expected to contribute to aggregate emission reductions of more than 1,543 megatons of carbon dioxide equivalent (Mt CO<sub>2</sub> eq), thus meeting and exceeding the reduction target adopted at the outset of GEF-7 (1,500 Mt CO<sub>2</sub> eq).

4. In addition to the programming of System for Transparent Allocation of Resources (STAR) resources for climate action, the GEF continued to provide timely financial support to developing countries to meet their obligations under the UNFCCC and the Paris Agreement through the CCM set-aside. In GEF-7, the GEF approved \$105.6 million for enabling activities (EAs), to support the preparation of a total of 64 national communications (NCs), 40 biennial update reports (BURs) and 49 biennial transparency reports (BTRs). In addition, the GEF approved 47 Capacity-building Initiative for Transparency (CBIT) projects, for a total of \$91.4 million.

5. One of the key features of GEF-7 CCM programming was the consolidation and expansion of the programmatic approaches that were launched in the sixth replenishment of the GEF Trust Fund (GEF-6) period. Taken together, GEF-7 programs are responsible for approximately 70 percent of the expected CCM outcomes from GEF-7 programming.

6. For CCA, the LDCF has programmed \$523.4 million for a total of 87 projects. This includes 23 multi-trust fund (MTF) projects, of which 16 are across the LDCF and the GEF Trust Fund (GEFTF), and seven are across the LDCF and the SCCF. All LDCF projects since inception are expected to directly benefit 52.81 million people; manage 8.81 million hectares (ha) of land to withstand the effects of climate change; develop or strengthen 3,026 policies, plans, and development frameworks that integrate and manage climate risks; and train 1.65 million people to identify, prioritize, implement, monitor and/or evaluate CCA strategies and measures.

7. The LDCF successfully served all 47 eligible least developed countries (LDCs) to address their urgent and immediate CCA needs, making true on the goal of “leaving no LDCs behind”.<sup>2</sup> Through

<sup>1</sup> This figure excludes CCM resources allocated to Enabling Activities (EA) which have been included in the following paragraph.

<sup>2</sup> LDCs include Afghanistan, Bangladesh, Benin, Bhutan, Burkina Faso, Burundi, Cambodia, Chad, Comoros, Democratic Republic of the Congo, Eritrea, Ethiopia, The Gambia, Haiti, Lao People’s Democratic Republic, Lesotho, Liberia, Madagascar, Malawi, Mauritania, Nepal, Rwanda, Sierra Leone, Solomon Islands, Sudan, United Republic of Tanzania,

eight work programs, medium-sized projects (MSPs), and major amendments, the 47 LDCs received \$466.5 million out of the \$470.0 million available according to the initial \$10.0 million per LDC cap. The utilization rate for LDCF resources for national projects in the GEF-7 period reached 99.2 percent.

8. During the GEF-7 period, the SCCF has programmed \$13.9 million. The portfolio comprises 14 projects, of which eight are MTF projects. 11 of these 14 projects were supported through the Challenge Program for Adaptation Innovation, which has demonstrated effectiveness in catalyzing innovation and private sector engagement for achieving CCA results.<sup>3</sup> All SCCF projects since inception are expected to directly benefit 8.84 million people; manage 5.09 million ha of land; strengthen 462 policies, plans, and development frameworks; and train 214,615 people.

### **Support for Climate Change Mitigation in the Reporting Period**

9. In the reporting period, the GEFTF programmed \$133.8 million, including GEF project financing, PPGs and Agency fees, for activities expected to generate CCM benefits, of which \$38.5 million were drawn from the CCM focal area and the rest from other GEF focal areas and set-asides. Thirty-seven projects (30 CCM projects, six multi-focal area (MFA) projects, and an additional investment tranche in an existing program) were approved, as well as 18 EAs. Twenty-eight projects were MSPs, and eight were full-sized projects (FSPs).

10. Together, the 36 projects and the program addendum are expected to leverage approximately \$0.7 billion in co-financing, resulting in a co-financing ratio of 1 (GEF) to 9.0 (co-financing).<sup>4</sup> These new investments with CCM potential approved in the reporting period are expected to avoid or sequester 76.6 Mt CO<sub>2</sub> eq in total, over their lifetime.

11. Through its CCM investments, the GEF and its partners are supporting GEF recipient countries in key CCM sectors. In the reporting period, the GEF has supported seven projects in energy efficiency, two projects and one program in renewable energy, five projects on clean technology innovation, two projects in electric mobility, one project in agriculture, forestry and other land use (AFOLU) and 18 mixed and other projects (which includes 15 CBIT projects). In addition, one small grant program (SGP) project has been supported.

### **Support for Climate Change Adaptation in the Reporting Period**

12. In this reporting period, the development and finalization of the Programming Strategy for the LDCF and SCCF and Operational Improvements for the GEF-8 period of 2022-2026 was a key task undertaken by the GEF Secretariat. The strategy development involved three meetings with representatives of donors and recipient regions, UNFCCC Secretariat, Civil Society Organizations, the GCF, and the Adaptation Fund. These meetings were held on October 19, 2021, February 16, 2022, and April 26, 2022. The Secretariat also organized a number of informal consultation meetings, primarily virtually. The participants reached an agreement on the Strategy and the operational improvements, including financial scenarios, at the third meeting on April 26, 2022. The document is endorsed by the LDCF/SCCF Council at the June 2022 Council meeting.

13. The LDCF/SCCF Council approved eleven FSPs and two major amendments, totaling approximately \$101.01 million with the use of LDCF resources.<sup>5</sup> These projects and programs

Togo, Uganda and Zambia. SIDS include Antigua and Barbuda, Bahamas, Barbados, Comoros, Cuba, Dominican Republic, Fiji, Haiti, Jamaica, Maldives, Mauritius, Papua New Guinea, Seychelles, Solomon Islands, Trinidad and Tobago and Vanuatu.

<sup>3</sup> GEF 2022, [Update on the Least Developed Countries Fund and the Special Climate Change Fund](#), LDCF/SCCF Council Document GEF/LDCF.SCCF.32/Inf.04.

<sup>4</sup> Ibid.

<sup>5</sup> Comoros, Madagascar, Mawali, Niger, Sao Tome and Principe, Solomon Island and Tuvalu. Major amendments for Nepal and Zambia were also approved by the Council in the reporting period.

support urgent and immediate CCA priorities of LDCs, contribute to green and resilient recovery and are aligned with the LDCF Strategy on Adaptation. Four of the eleven FSPs approved by the Council were in SIDS, four supported innovative global and regional initiatives,<sup>6</sup> while remaining three were in Africa. These activities are expected to mobilize over \$273.47 million in indicative co-financing from the governments of the recipient countries, GEF Agencies, multilateral and bilateral agencies and others. In addition, 13 MSPs, totaling \$14.77 million, were approved by the GEF Chief Executive Officer (CEO).

14. In terms of results and impacts from the LDCF projects and programs approved in the reporting period, expected contributions of the 26 LDCF projects and programs (11 FSPs, 13 MSPs and 2 amendments) to the core indicators are as follows:

- (a) 2,358,875 direct beneficiaries, of whom 1,184,814 (50.2 percent) are female;
- (b) 954,297 ha of land under climate-resilient management;
- (c) 296 policies and plans that mainstream climate resilience; and
- (d) 119,025 people with enhanced capacity to identify climate risks and/or engage in CCA measures, of whom 62,229 (52.3 percent) are female.

15. In the reporting period, the SCCF has supported five MSPs, totaling \$3.39 million.<sup>7</sup> These projects aim to directly reduce the vulnerability of 76,245 people (48.4 percent female); manage 65,634 ha for climate resilience; develop or strengthen 42 policies or plans to mainstream climate resilience; and train 4,294 people (46.8 percent female).

16. The Challenge Program for Adaptation Innovation, which started in 2019, launched the second call for concepts from July 25 to August 23, 2021.<sup>8</sup> 418 different concepts were submitted in this second round, by almost as many proponents, which were focused on 102 different countries. The submitted concepts varied in terms of type of their technology and private sector innovators who proposed the concepts, the climate hazards they aim to address, and the CCA strategies they propose to be advanced as practical transformative solutions. Ten winners of the second round were announced at COP 26 in the GCF-GEF Joint Pavilion on November 8, 2021.<sup>9</sup> The winning project concepts have all partnered with a GEF Agency for submission, review, and iteration of a project identification form (PIF), through the standard LDCF and SCCF project policies and procedures,<sup>10</sup> including the GEF Project and Program Cycle.<sup>11</sup> All nine project concepts that were selected from the first call for proposals had been approved by the CEO and fully processed for implementation.<sup>12</sup>

## GEF-8 Outlook

17. The Programming directions for mitigation the eighth replenishment of the GEF Trust Fund (GEF-8), which runs from July 1, 2022 to June 30, 2026, were endorsed at the 62<sup>nd</sup> GEF Council meeting in June 2022. The Programming Directions build upon both focal area investments and

<sup>6</sup> The related amounts are inclusive of GEF project financing (\$66.25 million) and Agency fees (\$6.19 million). They do not include PPGs (\$1.43 million) and PPG fees (\$0.13 million).

<sup>7</sup> Inclusive of GEF project financing, PPGs and Agency fees.

<sup>8</sup> [Call for Concepts: Challenge Program for Adaptation Innovation](#), July 2021.

<sup>9</sup> GEF, 2021, [GEF Challenge Program for Adaptation Innovation names 10 new winners](#), press release.

<sup>10</sup> See here for a set of [GEF Policies and Guidelines](#).

<sup>11</sup> GEF, 2018, [GEF Project and Program Cycle](#), GEF Document OP/PL/01.

<sup>12</sup> GEF 2022, [Update on the Least Developed Countries Fund and the Special Climate Change Fund](#), LDCF/SCCF Council Document GEF/LDCF.SCCF.32/Inf.04.

Integrated Programs, and aim to support developing countries to align with the long-term temperature goal of Paris Agreement and to make transformational shifts towards net-zero greenhouse gas (GHG) emissions pathways by around mid-century.

18. To achieve this goal, the GEF-8 CCM Focal Area strategy is organized in two pillars and six objectives:

Pillar I: Promote innovation, technology development and transfer, and enabling policies for mitigation options with systemic impacts:

- 1.1. Accelerate the efficient use of energy and materials efficiency.
- 1.2. Enable the transition to decarbonized power systems.
- 1.3. Scale up zero-emission mobility of people and goods.
- 1.4. Promote Nature-based Solutions<sup>13</sup> (NbS) with high mitigation potential.

Pillar II: Foster enabling conditions to mainstream mitigation concerns into sustainable development strategies:

- 2.1. Support capacity-building needs for transparency under the Paris Agreement through the CBIT.
- 2.2. Support relevant Convention obligations and enabling activities.

19. The GEF-8 resource allocation framework includes \$852 million for CCM, comprising \$524 million of country allocations from STAR and \$328 million from STAR Set-Asides. Responding to guidance from COP and CMA, the set-aside for EA and CBITs in GEF-8 has increased by 31.8 and 36.4 percent respectively compared to GEF-7, to account for the additional costs developing countries will face for the operationalization of the ETF under the Paris Agreement. Annex 1 provides an overview of GEF-8 STAR country allocations.

20. As part of the comprehensive results-based framework for GEF-8, CCM impacts will be tracked and measured through one of ten core indicators that will be used to track global environmental benefits (GEBs), namely Core Indicator 6 “Greenhouse Gas Emissions Mitigated”. Interventions financed in GEF-8 are expected to contribute to mitigating or avoiding GHG emissions cumulatively amounting to 1.85 billion t CO<sub>2</sub> eq.<sup>14</sup> This represents a 24 percent increase in the expected GHG emission reduction benefits compared to the GEF-7 target, compared to an increase in the resource allocation to the CCM focal area of 6 percent.

21. On CCA, the GEF has adopted the *Programming Strategy on Adaptation to Climate Change for the LDCF and SCCF and Operational Improvements July 2022 to June 2026*.<sup>15</sup> The objective of the programming strategy is to facilitate transformational adaptation towards achieving the Paris Agreement’s global goal on climate change adaptation.

<sup>13</sup> As defined by Fifth Session of the United Nations Environment Assembly (UNEA-5), NbS refers to “Actions to protect, conserve, restore, sustainably use and manage natural or modified terrestrial, freshwater, coastal and marine ecosystems, which address social, economic and environmental challenges effectively and adaptively, while simultaneously providing human well-being, ecosystem services and resilience and biodiversity benefits”.

<sup>14</sup> GEF, 2022, [Summary of Negotiations of the Eight Replenishment of the GEF Trust Fund](#), Council Document GEF/C.62/03

<sup>15</sup> GEF, 2022, [GEF Programming Strategy on Adaptation to Climate Change for the Least Developed Countries Fund and Special Climate Change Fund for the GEF-8 Period of July 1, 2022 to June 30, 2026 and Operational Improvements](#), GEF/LDCF.SCCF.32/04/Rev.01

22. Key themes that the LDCF and SCCF will support in 2022-2026 include: agriculture, food security and health; Integrated water resource management to address water security, droughts and flooding; nature-based solutions (NbS) that support resilient communities; and early warning and climate information systems. The LDCF and SCCF will also support other CCA themes and solutions in vulnerable countries to address their urgent priorities, including, but not limited to, climate-resilient infrastructure, sustainable alternative livelihoods, ecosystem restoration, forestry, disaster risk management, and human health. Ecosystem-based adaptation continues to be a key approach. The new strategy also outlines several pragmatic entry points under each of the priority areas and seeks to enhance partnership with vulnerable groups, such as women and girls, youth, indigenous peoples, and local communities to facilitate inclusion and locally-led action to achieve transformational adaptation agenda while contributing to climate-resilient recovery from the impacts of the COVID-19 pandemic.

23. The GEF-8 CCA Programming Strategy includes two financial scenarios each for the LDCF and SCCF. These scenarios are developed based on the progress made in programming resources through LDCF and SCCF and noting the continued high demand for adaptation support, as well as the proven absorptive capacity of the eligible recipient countries. For the LDCF, scenario A is \$1.0 billion as the floor with scenario B at \$1.3 billion. The resources will be distributed with initial access cap for the LDCs set at \$20 million per country under both scenarios, reflecting the Glasgow Climate Pact to double the adaptation finance from the 2019 level by 2025. With this, the cumulative LDCF access ceiling since the LDCF inception will increase to \$60 million per country.

24. For the SCCF, scenario A is \$200 million as the floor and scenario B is at \$400 million. The two financial scenarios for the SCCF include initial caps of \$3 million and \$6.5 million per non LDC SIDS for window A to address critical climate change adaptation priorities for SIDS. The SCCF has also indicated to support national projects in all developing countries through window B. It is important to note that donor contributions to the SCCF would need to be sufficient ensure that the GEF can provide adaptation support to all countries in line with its mandate, while also addressing priority needs that the fund is well-poised to address.

25. Additionally, both the LDCF and the SCCF will support the regional and global projects and initiatives, Challenge Program for Adaptation Innovation, and introduction of Dedicated Programs.

### **Enabling Activities and Support for the Enhanced Transparency Framework**

26. Since its inception, the GEF has funded 472 EAs with \$589.7 million from the GEFTF, the LDCF and the SCCF, including Agency fees. Of this amount, 421 EAs have been supported with \$579.5 million from the GEFTF, in support of NCs, BURs, TNAs and BTRs. EAs fulfil essential communication requirements to the UNFCCC and provide information to enable policy and decision-making. In the reporting period, the GEF financed, through the GEFTF, 18 EAs, in the amount of \$48.2 million, inclusive of GEF project financing and Agency fees.

27. The GEF, as an operating entity of the Financial Mechanism, was requested to support developing country Parties in preparing their first and subsequent BTRs. In this reporting period, the GEF organized the third BTR informal consultation in response to the Conference of the Parties serving as the Meeting of the Parties to the Paris Agreement (CMA) 3 guidance to estimate the cost to developing countries of implementing the ETF.<sup>16</sup> The GEF prepared an information document on the update of the cost structure for the financing of BTRs for the 62<sup>nd</sup> GEF Council

<sup>16</sup> Information is available at: <https://www.thegef.org/events/third-informal-consultation-financial-support-biennial-transparency-reports>

meeting, which was held on June 21-23, 2022.<sup>17</sup> This information document was circulated to the UNFCCC Secretariat as well as to GEF Operational Focal Points (OFP). In the reporting period, the GEF has approved BTR support to 38 countries for 45.9 million in resources. This includes UNEP's Umbrella Program approved by the 62<sup>nd</sup> GEF Council Meeting, which will provide funding for up to approximately 50 BTRs, 25 of which have received a letter of endorsement from the respective GEF OFPs within GEF-7.

28. In addition to BTRs, the GEF has continued to support various types of EAs, including NCs, BURs, and National Adaptation Programs of Action (NAPAs). As at June 30, 2022, a total of 206 BURs have been approved for GEF funding in 132 countries, a total of 521 NCs have been approved for GEF funding in 152 countries.

29. In the reporting period, 25 non-Annex I Parties submitted their NCs, and 12 non-Annex I Parties submitted their BURs to the UNFCCC. Since January 1, 2022, BUR support for Parties to the Paris Agreement was phased out.<sup>18</sup>

30. The Global Support Program (GSP) for NCs, BURs and NDCs, which closed in September 2021, provided support to 141 non-Annex I Parties to prepare NCs and BURs since its inception in 2015. The GEF is funding the continuation of the GSP, taking into consideration the requirements of the enhanced transparency framework (ETF) for action and support which was established with Article 13 of the Paris Agreement. The GSP and CBIT Global Coordination Platform (GCP) have thus been merged and entered a second phase. The merged support for ETF, called the CBIT GSP, is under implementation until the end of 2026, and focuses on assisting countries transitioning to the BTR and the ETF provisions.

### Capacity-Building Initiative for Transparency

31. In response to the COP 21 decision adopting the Paris Agreement, the GEF supported the establishment and operationalization of the CBIT as a priority reporting-related need, through voluntary contributions during GEF-6. As at June 30, 2022, 14 donors signed their respective contribution agreements, and the Trustee received the full pledged amount. The total donor contributions to the CBIT Trust Fund (CBIT TF) were \$61.6 million. The GEF approved 44 projects from the CBIT TF successfully programming all available resources amounting to \$58.3 million, or 94.6 percent of contributions, between late 2016 to October 2018.

32. The adopted GEF-7 Programming Directions included specific provisions for CBIT support through the CCM focal area.<sup>19</sup> This CBIT support is in line with the "Establishment of a New Trust Fund for the Capacity Building Initiative for Transparency" document, which states that the CBIT efforts will be an integral part of the GEF's climate change support for GEF-7, financed by the GEF TF under regular replenishment.<sup>20</sup> As at June 30, 2022, \$91.4 million have been programmed under GEF-7 for CBIT projects, which is higher than \$55 million allocated for CBIT set-aside resources. The GEF Secretariat has reallocated resources available from the related EA set-aside for the remaining GEF-7 period to continue to review and approve new CBIT project proposals, in consideration of demand from countries and in response to COP guidance.

<sup>17</sup> GEF, 2022, [Information Note on the Update to the Financing of Biennial Transparency Reports for the Developing Country Parties to the Paris Agreement](#), Council Document GEF/C.62/Inf.15.

<sup>18</sup> GEF, 2020, [Information Note on the Financing of Biennial Transparency Reports for Developing Country Parties to the Paris Agreement](#), Council Document GEF/C.59/Inf.19, paragraph 21.

<sup>19</sup> GEF, 2018, [Summary of the Negotiations of the Seventh Replenishment of the GEF Trust Fund](#), Council Document GEF/C.54/19/Rev.02

<sup>20</sup> GEF, 2016, [Establishment of a New Trust Fund for the Capacity Building Initiative for Transparency](#), Council Document GEF/C.50/05



33. In total, CBIT project portfolio as at June 30, 2022 comprises 88 projects - of which 82 are individual country projects, one is a regional project and five are global projects. Through its individual country projects and a regional project, the CBIT portfolio is providing support to 86 countries. The total CBIT support amounts to \$144.6 million, including GEF project financing, PPGs and Agency fees. Out of the 88 projects in the CBIT portfolio, ten projects are at the concept stage and currently under development, while 78 projects (or more than 88 percent) have been approved or endorsed by the CEO and are in the implementation stage. In the reporting period, the GEF Secretariat approved fifteen country projects with \$25.7 million of GEF project financing, PPGs and Agency fees.

### Technology Transfer

34. The transfer of low-carbon and climate-resilient technology has been a key cross-cutting theme for the GEF since its establishment. In GEF-7, for CCM, a total of 49 programs and projects with technology transfer objectives or elements were approved, with \$338.8 million in GEF funding, including PPGs and Agency fees, and \$4,801.6 million in co-financing. For CCA, a total of 80 projects were approved under GEF-7, which include financing toward CCA Objective 1 to reduce vulnerability and increase resilience through innovation and technology transfer for CCA, totaling \$376.4 million, inclusive of GEF project financing, PPGs and Agency fees, and leveraged \$1,604.7 million in co-financing.

35. In the reporting period, for CCM, one project framework document (PFD)<sup>21</sup> and 21 projects with technology transfer objectives or elements were approved with \$59.9 million in GEF funding, including PPGs and Agency fees, and \$700.1 million in co-financing.<sup>22</sup> This amount includes funding for one global project and two regional projects. For CCA, 20 projects were approved that include financing toward CCA Objective 1, totaling \$69.3 million, inclusive of GEF project financing, PPGs and Agency fees, and leveraged \$262.0 million in co-financing.

### Complementarity in Climate Finance and Long-Term Vision

36. The GEF Secretariat and the GCF Secretariat have continued to discuss concrete measures to enhance complementarity, collaboration and coordinated engagement in the reporting period, particularly through the implementation of the long-term vision (LTV) on complementarity between the two entities, which was agreed in June 2021.<sup>23</sup>

37. In the reporting period, the two secretariats established the LTV Steering Committee, which is supporting the planning and implementation of initiatives under the LTV. In addition, efforts have been carried out by the GEF and GCF in three key areas identified in the LTV document: facilitating collaborative and coordinated country programming; sharing information, indicators, lessons learned and knowledge and facilitating collaborative and coordinated country programming; and communication and outreach.<sup>24</sup>

38. Specific developments in the reporting period include: (i) the first LTV launch event organized during the International Union for Conservation of Nature (IUCN) World Conservation Congress in September 2021 in Marseille, France; (ii) the latest phase of the Great Green Wall

<sup>21</sup> This is the Addendum to the project *Africa Minigrids Program*.

<sup>22</sup> These projects are aligned with the Objective CCM-1: Promote innovation, technology transfer, and supportive policies and strategies. They include projects categorized in the areas of renewable energy, energy efficiency and low-carbon transportation.

<sup>23</sup> GEF, 2021, [Long-Term Vision on Complementarity, Coherence, and Collaboration between the Green Climate Fund and the Global Environment Facility](#), Council Document GEF/C.60/08.

<sup>24</sup> GEF, 2022, [Progress Report on Long-Term Vision on Complementarity, Coherence and Collaboration between the Green Climate Fund and the Global Environment Facility](#), Council Document GEF/C.62/Inf.14



Initiative, with complementary proposals supporting the new umbrella financing framework brought to the GCF Board in March 2022 and the LDCF/SCCF Council in June 2022; and (iii) a shared joint Pavilion at COP 26 in Glasgow, where several joint events were held, including a special session focused on the LTV establishment and implementation. In addition, attention to LTV goals is being mainstreamed into the strategic approaches of both Funds, including the GEF-8 Programming Directions document<sup>25</sup> and the Programming Strategy for the LDCF and SCCF for the GEF-8.<sup>26</sup>

### Innovations in Blended Finance

39. The Non-grant Instrument (NGI) Program, which builds on the lessons in blended finance learned during the GEF-6 NGI Pilot, expanded the financing envelope from \$110.0 million in the GEF-6 period to \$136.0 million in the GEF-7 period. The selection of NGI projects follows a competitive process in which the GEF launches calls for proposals inviting Agencies to submit innovative projects with a focus on scalability, innovation and digital and technological solutions that have a potential to generate global environmental benefits.

40. Out of the ten NGI projects approved in GEF-7, nine are expected to generate CCM benefits.<sup>27</sup> The NGI Program supported innovative financial structure to reach scale by participating listed funds, investment platforms, risk-sharing facilities and first-loss guarantee for bond issuance. Out of the nine projects with CCM benefits, six projects will support agriculture, forestry and other land use (AFOLU) and deforestation-free commodity value-chain activities by providing patient capital helping proof-of-concept of new business models. Three projects will support renewable energy and energy efficiency activities by providing fast-tracked flexible financing to those industries (energy access companies and tourism – hotel industry specifically) that were hard hit by the COVID-19 pandemic.

41. In the reporting period, two calls for proposals were held resulting in two selected projects, amounting to \$17.8 million and leveraging \$156.2 million in co-financing. Both projects will generate both CCM and CCA benefits.

42. The GEF launched two calls for proposals in the reporting period (July 2021 and November 2021), and received four proposals, requesting \$37.8 million in financing. The process resulted in the selection of two projects, totaling \$17.8 million, including PPGs and Agency fees, which accounts for 13 percent of the total NGI Program resources. The two projects are expected to mitigate more than 50.5 Mt CO<sub>2</sub> eq in GHG emissions.<sup>28</sup>

### GEF Small Grants Program

43. Since its inception in 1992, the GEF SGP<sup>29</sup> has allocated more \$372 million to support community solutions to climate change, which have leveraged over \$407 million in-kind and cash co-financing. According to the latest SGP Annual Monitoring Report<sup>30</sup> (covering the period from July 2020 to June 2021), 234 CCM projects (19 percent of all SGP projects) were completed, with

<sup>25</sup> GEF, 2022, [GEF-8 Programming Directions](#), Council Document GEF/R.08/29/Rev.01.

<sup>26</sup> GEF, 2022, [GEF Programming Strategy on Adaptation to Climate Change for the LDCF and SCCF and Operational Improvements July 2022 to June 2026](#), LDCF/SCCF Council Document GEF/LDCF.SCCF/C.32/04/Rev.01.

<sup>27</sup> NGI projects can be designed to prioritize the generation of global environmental benefits under one or more GEF focal areas, including not only CCM benefits (intended as GHG emission Reductions) but also biodiversity, land degradation, chemical and waste, or international waters.

<sup>28</sup> CCM benefit for one project will be determined at CEO endorsement

<sup>29</sup> The SGP is currently active in 129 countries.

<sup>30</sup> [https://sgp.undp.org/our-approach-153/monitoring-and-evaluation/item/download/2344\\_5c206df537305dd080bb2ea2a588b54f.html](https://sgp.undp.org/our-approach-153/monitoring-and-evaluation/item/download/2344_5c206df537305dd080bb2ea2a588b54f.html)

total GEF funding amounting to \$18.3 million, including PPGs and Agency fees, and co-financing of \$21.3 million. The majority of the CCM projects in the portfolio focused on the application of low-carbon technologies (69 percent).

### Evaluations by the GEF Independent Evaluation Office

44. The GEF Independent Evaluation Office (IEO) conducted three relevant evaluations in the reporting period. The Seventh Comprehensive Evaluation of the GEF: Working Toward a Greener Global Recovery (OPS7)<sup>31</sup> was undertaken to inform the GEF-8 negotiations. OPS7 found that the GEF has established itself as a significant and predictable multilateral source of climate finance for CCM, CCA, and national reporting. CCM performance in terms of project ratings for outcomes and their sustainability in the GEF-7 replenishment period has improved substantially from the pilot phase up to GEF-2 and has been relatively stable thereafter. Results recorded in terminal evaluations of recently completed projects show that targets for CO<sub>2</sub> eq emission reductions and for demonstration of innovative technologies have been substantially exceeded. The GEF's approach to CCA has been innovative and cost-effective, maximizing results from available financial resources. The LDCF has contributed to reducing vulnerability and increasing resilience, mainstreaming CCA, and strengthening the enabling conditions for effective and integrated CCA.
45. The Study on Resilience, Climate Change Adaptation and Climate Risks in the GEFTF<sup>32</sup> found broad agreement across stakeholders that GEF's unique position of being an environmental multilateral fund working on a wide range of global environmental issues allows it to build capacity and integrate CCA into environmental sectors that normally would not consider CCA among their top priorities. Starting in GEF-5, MTF projects combining LDCF and SCCF CCA resources with GEFTF resources have led to CCA co-benefits. Climate risk screening was mainstreamed across the Trust Fund in the GEF-7 period and is now mandatory for all new GEFTF projects. The study also found that those projects that integrated resilience into project design were more likely to have satisfactory project outcome ratings.
46. The IEO also completed the 2021 Program Evaluation of the SCCF<sup>33</sup> assessing progress toward SCCF objectives and the Fund's role within the context of changes in the global climate finance architecture. The evaluation found that the SCCF portfolio has been effective and has performed well. Beyond field-based CCA benefits, the SCCF portfolio has resulted in strengthened institutional capacity, and achieved innovation, legal and regulatory, socio-economic, and sustainable financing outcomes. The SCCF has suffered from a virtual absence of new pledges despite its relevance, effectiveness, and interest from countries. The evaluation concluded that if the SCCF is to continue, it should be reformed to target support under window SCCF-A towards non-LDCs - particularly SIDS - and to re-focus the Fund on technology transfer and innovation in CCA in non-LDCs in the SCCF-B window.

<sup>31</sup> GEF IEO, 2021, [Seventh Comprehensive Evaluation of the GEF: Working Toward a Greener Global Recovery](#), Document GEF/R.8/10.

<sup>32</sup> GEF IEO, 2022, [Study on Resilience, Climate Change Adaptation and Climate Risks in the GEF Trust Fund](#), Council Document GEF/E/C.62.03.

<sup>33</sup> GEF IEO, 2021, [2021 Program Evaluation of the Special Climate Change Fund](#), LDCF/SCCF Council Document GEF/LDCF.SCCF.31/E/01/Rev.01.

## INTRODUCTION

1. In line with the Memorandum of Understanding (MoU) between the Conference of the Parties (COP) and the Global Environment Facility (GEF) Council, the GEF, an operating entity of the Financial Mechanism of the United Nations Framework Convention on Climate Change (UNFCCC), submits annual reports to the COP. This report to COP 27 covers the reporting period from July 1, 2021 to June 30, 2022, which corresponds to fiscal year 2022 (FY22). FY22 is the final year of the seventh replenishment of the GEF (GEF-7) programming cycle, which covers the period from July 2018 to June 2022. The GEF submitted the FY21 report to the UNFCCC Secretariat on August 5, 2021.<sup>34</sup>
2. This report covers the GEF support to climate change mitigation (CCM), climate change adaptation (CCA), technology transfer and capacity building. This year's report also contains information on the outcome of the eighth replenishment of the GEF (GEF-8), Climate Change Adaptation Programming Strategy for the GEF-8 period, complementarity in climate finance and long-term vision (LTV), support to the Enhanced Transparency Framework (ETF) and other enabling activities (EAs), and outcome of program evaluation by the GEF Independent Evaluation Office (IEO).
3. The report consists of four parts: (i) GEF key updates; (ii) GEF achievements; (iii) GEF's response to the guidance from COP 26, the sixteenth Conference of the Parties serving as the Meeting of the Parties to the Kyoto Protocol (CMP 16) and the third Conference of the Parties serving as the Meeting of the Parties to the Paris Agreement (CMA 3), as well as the conclusions of the 52<sup>nd</sup> to 55<sup>th</sup> sessions of the Subsidiary Body for Implementation (SBI) and the Subsidiary Body for Scientific and Technological Advice (SBSTA); and (iv) evaluations by the GEF IEO.

## Part I: GEF Key Updates

### 1. GEF-8 OUTLOOK

#### GEF-8 Programming Architecture

4. The replenishment negotiations for GEF-8 were concluded in the spring of 2022, with a consensus reached by participants on the Programming Directions, Policy Recommendations and Financing Framework. The GEF-8 package was supported by strong and increased pledge of \$5.33 billion from 29 contributing participants, reflecting a robust support for GEF-8 that will allow for the implementation of a successful and impactful portfolio of GEF investments for the period 2022-2026. The GEF-8 documents were endorsed by the GEF Council at its meeting in June 2022 and are expected to be endorsed by the seventh GEF Assembly to be held in July 2023. The GEF-8 Replenishment Resolution is expected to be approved by the World Bank Executive Directors in July 2022. This will mark the start date of the GEF-8 period.
5. The GEF-8 Programming Directions recognizes and builds on the GEF's unique position in the global environmental financing landscape, which stems from its mandate as financial mechanism of several multilateral environmental agreements (MEAs). This unique role gives the GEF a privileged vantage point to prioritize integrated solutions that can address common drivers of environmental degradation, maximizing the generation of GEBs and increasing the efficiency of

---

<sup>34</sup> GEF, 2021, [Report of the GEF to the 26<sup>th</sup> Session of the COP to the UNFCCC](#)

its interventions. Following on from the successful approach piloted in GEF-6 and consolidated in GEF-7, the GEF-8 Programming Directions further develops the dual-track investment strategy built around the GEF's two key investment modalities: focal area investments and integrated programs.

6. The GEF-8 climate change focal area strategy is structured to support climate action in developing countries in line with the GEF's role as an operating entity of the Financial Mechanism of the UNFCCC and responding to COP guidance. The most recent guidance was provided to the GEF in 2021, including guidance from COP 26, CMP 16 and CMA 3. This guidance reaffirmed the key role of the GEF as provider of financial resources for climate action in developing countries, as well as for the implementation of the ETF under the Paris Agreement.

7. Taking this guidance into consideration, as well as the latest science presented in the Sixth Assessment Report of the Intergovernmental Panel on Climate Change (IPCC), the GEF-8 climate change mitigation strategy aims to support developing align with the long-term temperature goal of Paris Agreement and to make transformational shifts towards net-zero greenhouse gas (GHG) emissions and climate-resilient development pathways.

8. To achieve this goal, the GEF-8 CCM Focal Area strategy is organized around two pillars and six objectives:

(a) Pillar I: Promote innovation, technology development and transfer, and enabling policies for mitigation options with systemic impacts:

- 1.1. Accelerate the efficient use of energy and materials
- 1.2. Enable the transition to decarbonized power systems
- 1.3. Scale up zero-emission mobility of people and goods
- 1.4. Promote nature-based solutions with high mitigation potential

(b) Pillar II: Foster enabling conditions to mainstream mitigation concerns into sustainable development strategies:

- 2.1. Support capacity-building needs for transparency under the Paris Agreement through the CBIT
- 2.2. Support relevant Convention obligations and enabling activities

9. The GEF-8 CCM Focal Area strategy recognizes the importance of climate change adaptation co-benefits generated through the CCM portfolio. CCM investments in forest conservation, restoration and other NbS, via both the Focal Area and the Integrated Programs, are indeed expected to contribute significantly to deliver climate adaptation co-benefits to recipient countries.

10. Country STAR investments, as described above, will be complemented by additional STAR set-aside to support EAs, including NCs, BTRs, support for NDC preparation and technology needs assessments (TNAs) for SIDSs and LDCs which have not yet undertaken one, as well as by a dedicated grant window for the CBIT. EAs and the CBIT will be supported through CCM set-aside resources, outside of the STAR country allocations. Responding to guidance from COP and CMA,

the set-aside for EAs and CBIT in GEF-8 has increased by 31.8 and 36.4 percent respectively compared to GEF-7, to account for the additional costs developing countries will face for the operationalization of the ETF under the Paris Agreement.

11. The GEF-8 resource allocation framework includes \$852 million for CCM, comprising \$524 million of country allocations from STAR and \$328 million from STAR Set-Asides. The STAR has been updated as approved by the GEF Council in its 62<sup>nd</sup> meeting held from July 21 to 23, 2022 to allow full flexibility of resources and increase resources to LDCs and SIDSs.<sup>35</sup> Annex 1 provides an overview of GEF-8 STAR country allocations.

12. As part of the comprehensive results-based framework for GEF-8, CCM impacts will be tracked and measured through one of ten core indicators that will be used to track GEBs, namely Core Indicator 6 “Greenhouse Gas Emissions Mitigated”.<sup>36</sup> Interventions financed in GEF-8 are expected to contribute to mitigating or avoiding GHG emissions cumulatively amounting to 1.85 billion t CO<sub>2</sub> eq. This represents a 23.3 percent increase in the GHG emission reduction benefits compared to the GEF-7 target. GHG emissions avoided will be achieved through climate change focal area investments, investments through other focal areas, mostly biodiversity and land degradation, as well as through eleven integrated programs.

13. Focal areas investments through country STAR resources are expected to be responsible for approximately half of the projected GEF-8 emission reductions. The other half will be generated through eleven integrated programs. These programs collectively address major drivers of environmental degradation and deliver multiple benefits across many thematic dimensions the GEF is mandated to deliver on. The thematic scope and geographical coverage of the programs are consistent with global aspirations for development pathways that are climate-neutral, nature-positive and pollution-free towards living in harmony with nature. They are also intended to accommodate the diverse range of country needs for investing in a green post-COVID-19 recovery.

14. Six of eleven integrated programs are expected to be responsible for 90 percent of the emission reductions expected from all integrated programming in GEF-8. These 6 programs are presented in turn below.

15. The *Net-zero Nature-positive Accelerator Integrated Program* aims to accelerate implementation of nature-positive, net-zero pathways by supporting long-term decarbonization planning and investing in nature and new technologies. This program will contribute to closing the gap between the expected combined impacts of adopted national climate policies and the ambition of the Paris Agreement. Recognizing that the climate change and biodiversity loss are deeply interlinked, the Program supports the adoption of net-zero strategies and policies that are coordinated with national biodiversity conservation and land degradation objectives, thus contributing to the integration of the climate and nature agendas at the national and global levels. In addition to supporting the development of local capacity for modeling of net-zero pathways and adoption of long-term strategies, the Program looks to develop and invest in pipelines of net-zero nature-positive interventions. NbS will be one of the priority areas for targeted investments. The Program will support innovative interventions that encourage investments at scale to cost-effectively reduce emissions from, and enhance natural carbon sinks and their resilience in,

<sup>35</sup> GEF, 2022, [Updating the System for Transparent Allocation of Resources \(STAR\)](#), Council Document GEF/C.62/04

<sup>36</sup> GEF, 2022, [Summary of Negotiations of the Eight Replenishment of the GEF Trust Fund](#), Council Document GEF/C.62/03

forests, productive landscapes, wetlands and coastal ecosystems.

16. The *Sustainable Cities Integrated Program* aims at advancing the integrated urban and territorial planning and implementation, with a focus on developing innovative sustainability solutions and creating an enabling environment to deliver large-scale CCM, resilience, biodiversity, and inclusion benefits. Cities are critical to drive the transformative action needed to achieve Paris Climate Goals, sustainable development goals (SDGs), and ecosystem restoration goals by 2030. They are at the center of the movement towards net-zero carbon emissions and have transformative power to halt loss of biodiversity and nature due to their sheer influence on global supply and demand. The Program will take an integrated and system-based approach to address drivers of environmental degradation in cities, support integrated land-use planning at urban and territorial scales, strengthen urban policies, governance and institutional capacity, address multiple GEBs (climate, biodiversity, and chemicals) collectively, and facilitate knowledge generation and global collaboration.

17. The *Food Systems Integrated Program* has the objective of catalyzing the transformation to sustainable and regenerative food systems that are nature-positive, climate-resilient and with reduced nutrient pollution. The Program builds on experience with the GEF-6 integrated approach pilot (IAP) program on taking deforestation out of commodity supply chains and the GEF-7 FOLUR IP. As for these past programs, this new integrated program recognizes the need for actors across the supply chain to embrace best practices and sustainability principles, and for clear linkages among the production, demand, and financing sectors in order to contribute to food systems transformation. The Food Systems Program will focus on broadening the sustainable production and reduced deforestation goals of previous GEF food systems-related programs and seek to steer food production systems towards practices that restore habitat, sequester carbon and protect biodiversity.

18. The *Amazon, Congo, and Critical Forest Biomes Integrated Program's* objective is to invest in the protection and effective governance of critical forest biomes, generate significant and cost-effective carbon sequestration outcomes, while protecting biodiversity and the flow of vital forest ecosystem-based services that underpin human well-being. The Program addresses the drivers of forest loss and degradation through strategies aimed at creating a better enabling environment for forest governance. This will be achieved by supporting national and sub-national land-use planning across mixed-use landscapes; strengthening of protected areas; clarifying land tenure and other relevant policies; supporting the sustainable management of commercial and subsistence agriculture lands to reduce pressure on adjoining forests; and utilizing financial mechanisms and incentives for sustainable forest use, such as markets, REDD+, and other payments for ecosystem services.

19. The *Ecosystem Restoration Integrated Program* aims at generating multiple environmental and socio-economic benefits by applying integrated landscape approaches for restoration of degraded land and ecosystems. The Program supports the global commitments towards restoration by mobilizing a diverse coalition of stakeholders from all relevant sectors, catalyzing finance, and fostering global cooperation. It responds to strong demand by eligible countries for financial, technical, and policy support to meet their restoration targets, while maximizing the generation of multiple GEBs for CCM and CCA, biodiversity conservation and LDN.

20. The *Blue and Green Islands Integrated Program* aims to apply NbS in key ecosystems that

support socio-economic development in SIDS. The Program's theory of change places nature at the center of human well-being and seeks to generate multiple global and local environmental and societal benefits. The GEF has provided consistent support for environmental work in SIDS, for climate change and other MEAs. The Program is fundamentally about integration across environmental issues as well as with development and economy. It will help create collective bargaining power and coordination for SIDS in negotiation such as with the cruise, fishing, and shipping industries. By leveraging and supporting work of regional entities such as the Pacific Community (SPC), Secretariat of the Pacific Regional Environment Programme (SPREP), Organisation of Eastern Caribbean States (OECS), and the Caribbean Community (CARICOM), this Program plans on building capacity and strengthening the enabling environment for collective action and mainstreaming climate change and environmental concerns into other development areas, producing outcomes for CCM, CCA, as well as biodiversity and reduction of harmful chemicals.

21. Finally, one of the key policy recommendations agreed by the replenishment Participants for GEF-8 is the streamlining, consolidation, and increased efficiency of GEF operations, including simplification of information requirements for designing and implementing GEF-financed projects and programs.

### **Climate Change Adaptation Programming Strategy**

22. Guided by the LDCF/SCCF Council, the GEF Secretariat concluded the work on the development of GEF Programming Strategy on Adaptation to Climate Change for the LDCF and SCCF and Operational Improvements for the period of July 2022 to June 2026.<sup>37</sup> The development and finalization of the Programming Strategy for the LDCF and SCCF and Operational Improvements for the GEF-8 period of 2022-2026 was a key task undertaken by the GEF Secretariat in this reporting period. The strategy development involved three meetings with representatives of donors and recipient regions, UNFCCC Secretariat, Civil Society Organizations, Green Climate Fund (GCF), and the Adaptation Fund. These meetings were held on October 19, 2021, February 16, 2022, and April 26, 2022. The Secretariat also organized a number of informal consultation meetings, primarily virtually. The participants reached an agreement on the Strategy and the operational improvements, including financial scenarios, at the third meeting on April 26, 2022. The document is endorsed by the LDCF/SCCF Council at the June 2022 Council meeting.

23. Informed by the latest IPCC findings, as well as the IEO's 2020 Program Evaluation of the LDCF<sup>38</sup> and 2021 Program Evaluation of the SCCF,<sup>39</sup> the programming strategy is responsive to the guidance received from the COP and the CMA and supports key decisions of the Glasgow Climate Pact. The goal of this new programming strategy is to facilitate transformational adaptation towards achieving the Paris Agreement's global goal on adaptation.

24. Key priority themes that the LDCF and SCCF will support in 2022-2026 include:

- (a) Agriculture, food security and health: Agriculture, food security, and health will be important themes in GEF-8 with a heightened focus on community wellbeing. Programs and projects will support adaptation in the context of food security and health, aligned

<sup>37</sup> *ibid.*

<sup>38</sup> GEF IEO, 2020, [2020 Program Evaluation of the Least Developed Countries Fund](#), LDCF/SCCF Council Document GEF/LDCF.SCCF.29/E/01.

<sup>39</sup> GEF IEO, 2021, [2021 Program Evaluation of the Special Climate Change Fund](#), LDCF/SCCF Council Document GEF/LDCF.SCCF.31/E/01/Rev.01.



with the concept of agroecological transformation,<sup>40</sup> such as through improvements in ecosystem management, food value chains, and livelihoods.

- (b) Water: Freshwater quality and quantity will be an important aspect of the GEF's adaptation program via integrated water resources management. The programs and project will support mainstreaming climate resilience to reduce vulnerability to droughts and floods that are induced or exacerbated by climate change.
- (c) NbS: NbS has been a cornerstone of the GEF's adaptation portfolio since inception. With high potential to deliver adaptation as well as a range of additional benefits contributing to resilience of people and ecosystem, it will continue to remain as thematic areas during the GEF-8 period. The Programs and projects will complement the GEF-8 programming directions for the GEF Trust Fund, and have potential to generate GHG mitigation or sequestration co-benefits, especially through investments in the land use sectors, such as climate smart agriculture, and through nature-based infrastructure.
- (d) Early warning and climate information systems: Early warning and climate information systems have been a high priority of LDCF and SCCF programming. The two funds will continue to support these areas, with a focus on bridging climate information value chain gaps, expanding access to early warning systems, and striving for greater user uptake and application of climate information services.

25. The LDCF and SCCF will also support other CCA themes and solutions in vulnerable countries to address their urgent priorities, including, but not limited to, climate-resilient infrastructure, sustainable alternative livelihoods, ecosystem restoration, forestry, disaster risk management, and human health. Ecosystem-based adaptation continues to be a key approach supported by the LDCF and SCCF.

26. The new strategy also outlines several pragmatic entry points under each of the priority areas and seeks to enhance partnership with vulnerable groups, such as women and girls, youth, indigenous peoples, and local communities to facilitate inclusion and locally-led action to achieve transformational adaptation agenda while contributing to climate-resilient recovery from the impacts of the COVID-19 pandemic.

27. For the LDCF, the priority areas for the 2022-2026 period are:

- (a) Priority Area 1: Scaling up Finance;
- (b) Priority Area 2: Strengthening Innovation and Private Sector Engagement; and
- (c) Priority Area 3: Fostering Partnership for Inclusion and Whole-of-Society Approach.

28. The SCCF is well positioned in its ability to support non-LDCs, including highly vulnerable SIDS, in their CCA priorities as well technology transfer needs. It will support two priority areas,

---

<sup>40</sup> Defined by FAO as "an integrated approach that simultaneously applies ecological and social concepts and principles to the design and management of food and agricultural systems. It seeks to optimize the interactions between plants, animals, humans and the environment while taking into consideration the social aspects that need to be addressed for a sustainable and fair food system". See [The 10 Elements of Agroecology: Guiding the Transition to Sustainable Food and Agricultural Systems](#).



each with its own dedicated window (SCCF-A for Priority Area 1 and SCCF-B for Priority Area 2):

- (a) Priority Area 1: Supporting the Adaptation Needs of SIDS; and
- (b) Priority Area 2: Strengthening Technology Transfer, Innovation and Private Sector Engagement.

29. The SCCF will prioritize support for highly vulnerable SIDS through the existing SCCF-A window, and enhanced support on technology transfer and collaborative action and South-South cooperation through the existing SCCF-B window, including innovation support, blended finance opportunities, and private sector engagement for all developing countries. Focusing support on the SIDS will enable the GEF to serve the CCA needs of the Caribbean, Pacific and African and Indian Ocean regions, which include highly vulnerable SIDS. This is also directly aligned with the recommendation contained in the IEO's 2021 Program Evaluation of the SCCF. Countries may coordinate their programming under the LDCF and SCCF with programming of their GEF STAR allocations, projects under the GEFTF's Blue and Green Islands Integrated Program, and with the GCF.

30. Technology transfer and innovation is fundamental to achieving the pace and scale of transformation for CCA impact that is urgently needed. Building on learning and recent success, the SCCF will continue to serve as a fund that is relevant and accessible to ideas and resources of a diversity of non-traditional partners to the GEF, including private sector leaders, non-governmental organizations (NGOs), and technology innovators. The SCCF is well suited to play this role in the broader climate finance architecture, particularly given its agility and flexibility to support projects with transformational impacts across sectors; ability to support regional and global projects that foster South-South cooperation and learning among developing countries, regardless of their economic status; and flexibility to use a range of financial instruments, including grants and concessional loans to attract private sector investment for CCA results.

#### *Financial Scenarios for LDCF and SCCF*

31. The CCA programming strategy considers two financial scenarios each for the LDCF and SCCF. These scenarios are developed based on the progress made in programming resources through LDCF and SCCF and noting the continued high demand for adaptation support, as well as the proven absorptive capacity of the eligible recipient countries.

32. The LDCF will continue to offer grant-based support to the 46 LDCs in the GEF-8 period with scenario A of \$1 billion as a floor and scenario B at \$1.3 billion total in resource mobilization. This resource will be distributed to the LDCs with initial access cap set at \$20 million per LDCs under both scenarios. The figure is set in recognition of the Glasgow Climate Pact decision to double adaptation finance by 2025. With this, the cumulative LDCF access ceiling since the LDCF inception will increase to \$60 million per country. Additional support will be made available through the regional and global projects and initiatives up to the 10 percent cap, Challenge Program for Adaptation Innovation up to the \$40 million ceiling, and introduction of Dedicated Programs. If the donor contributions exceed scenario A, additional resources will then be pooled as a reserve for additional national project support beyond the \$20 million initial cap. If donor contributions exceed scenario B, they will be allocated proportionally to the reserve for additional national projects and regional and global projects and initiatives, or as decided by the LDCF/SCCF

Council.

33. The LDCF will continue to rely on voluntary contributions. Starting from the GEF-8 period, the strategy adopts multi-year pledging that will enhance the predictability of flow of funds to LDCs, while enabling intermittent donors to continue with an annual contribution schedule.

34. For the SCCF, scenario A is set at \$200 million as a floor for GEF-8 period, with scenario B at \$400 million. Indicative distribution of resources across SCCF windows A sets initial cap of \$3 million under scenario A and \$6.5 million for scenario B per non-LDC SIDS. Under both scenarios, windows A and B are to receive similar shares of contributions. The two financial scenarios also include allocation for window B, as well as for regional and global projects and initiatives, Challenge Program for Adaptation Innovation, and introduction of Dedicated Programs. If donor contributions exceed scenario A, additional resources for window A will be pooled as a reserve for SIDS support, to be programmed as national projects. Additional resources for window B will be first allocated to support the Challenge Program up to the \$40 million ceiling, followed by additional support to national projects for all developing countries under window B, or as decided by the LDCF/SCCF Council. If donor contributions exceed scenario B, additional resources for window A will be allocated as a reserve for SIDS support, while additional resources for window B will be allocated proportionally to national projects and to regional and global projects and initiatives, or as decided by the LDCF/SCCF Council.

35. For SCCF, despite its merits, value propositions, and high performance, resources have been limited in the GEF-7 period, making it unable to respond to new COP guidance and relevant decisions that may emerge, without additional and sustained donor support. For this SCCF modality to be viable, the strategy aspires new donor support for both windows, whereby contributions can be earmarked to a specific window.

### *Operational Improvements*

36. The LDCF/SCCF strategy for the GEF-8 period introduces a number of operational improvements, building on significant enhancements made for the GEF-7 period. This includes continuation of work program modality with approval by the LDCF/SCCF council based on the strategic priorities, amongst which, alignment with national needs and priorities is an important factor. The operational improvement also offers opportunities for cross-programming with the GEF-8 Programming Strategy that will facilitate multi-trust fund programming between the GEF Trust Fund and the LDCF/SCCF and address global environmental benefits in synergy. The introduction of the Dedicated Programs, in particular the targeted support for planning and programming for LDCs and SIDS, is expected to enhance their ability to articulate their climate adaptation priority needs in programs and projects.

37. In the GEF-8 period, the LDCF/SCCF portfolio will expand its capture and reporting of the OECD-DAC Rio Markers on Climate Change, Biodiversity, and Desertification, and will report to Council on the relevant shares of financing related to these thematic areas.

38. Furthermore, the Secretariat will monitor and report on Agency shares of the LDCF/SCCF portfolio, with due consideration to the aspirational targets and ceilings to be applied to the GEF Trust Fund portfolio.

## 2. Complementarity in Climate Finance and Long-Term Vision

39. The GEF Secretariat and the GCF Secretariat have continued to discuss and implement concrete measures to enhance complementarity, collaboration and coordinated engagement in the reporting period, particularly through the implementation of the LTV on complementarity between the two entities.

40. The respective visions and missions of the GEF and GCF are partly shared and fully mutually reinforcing. The vision of the GCF is to promote the paradigm shift towards low-emission and climate-resilient development pathways in the context of sustainable development, while the GEF's mission is to safeguard the global environment by helping developing countries meet their commitments to multilateral environmental conventions and by creating and enhancing partnerships at national, regional and global scales based on the principle of sectoral integration and systemic approaches.

41. Recognizing similar mandates, the LTV is intended to continue strengthening the response of the GEF and GCF to COP guidance, such as decision 8/CP.21, paragraph 14, in which the COP welcomed the efforts of the GEF to engage with the GCF and encouraged both entities to further articulate and build on the complementarity of their policies and programs within the Financial Mechanism of the Convention.

42. The LTV, which was presented to, and welcomed by, the GEF Council in June 2021,<sup>41</sup> aims at enhancing the planning, implementation and outcomes of GEF and GCF investments, providing a strategic direction for complementarity designed to inform future programming and prospective joint work. More specifically, the LTV provides a framework for both entities to jointly progress on coordinating support for major initiatives, facilitate national investment planning, inform each entity's investment and programming strategies, identify, share and apply lessons learned to facilitate the implementation of project and programs for partners, collaborate on development of methodologies and guidance to maximize climate impacts, develop a list of activities or programs each entity will prioritize and support the establishment of collaborating financing platforms. As a first launch event, the GEF CEO and the GCF Executive Director jointly presented the LTV and reflected on on-going and future collaboration in a dedicated public event organized during the IUCN World Conservation Congress in September 2021 in Marseille, France.

43. Attention to LTV goals is being mainstreamed into the strategic approaches of both Funds. Commitment to enhance coherence and complementarity among multilateral climate funds has been included in the GEF-8 Programming Directions document.<sup>42</sup> The Programming Strategy for the Least Developed Countries Fund (LDCF) and Special Climate Change Fund (SCCF) for the GEF-8 period also includes references to the LTV and its operationalization.<sup>43</sup>

44. A joint progress report was submitted to the GEF Council at its 62<sup>nd</sup> meeting in June 2022 as an information document as well as to the GCF Board. The joint progress report provides an update on the activities undertaken and results to date, highlighting how the two funds are

<sup>41</sup> GEF, 2021, [Long-Term Vision on Complementarity, Coherence, and Collaboration between the Green Climate Fund and the Global Environment Facility](#), Council Document GEF/C.60/08.

<sup>42</sup> GEF, 2022, [GEF-8 Programming Directions](#), GEF/R.08/29/Rev.01.

<sup>43</sup> GEF, 2022, [GEF Programming Strategy on Adaptation to Climate Change for the LDCF and SCCF and Operational Improvements July 2022 to June 2026](#), LDCF/SCCF Council Document GEF/LDCF.SCCF/C.32/04/Rev.01.

supporting enhanced impact and outcomes through the implementation of the LTV.<sup>44</sup>

45. The two secretariats established a Steering Committee that supports the planning and implementation of initiatives under the LTV. The role of the LTV Steering Committee is to enhance the planning, implementation, and outcomes of GCF and GEF investments in line with their respective strategic investment plans, support the implementation of initiatives in current programming strategies and inform future programming periods in both funds. In the reporting period, the LTV Steering Committee held its first and second meetings on February 28, and April 26, 2022, respectively.

46. In the reporting period, efforts have been carried out by the GEF and GCF in three key areas identified in the LTV document:<sup>45</sup>

- (a) *Facilitating collaborative and coordinated country programming.* In the reporting period, activities have begun in the following areas: coordinated support for major initiatives and programming; facilitating national climate action investment planning; developing a list of activities/programs for joint prioritization; and supporting collaborative financing platforms. Specific examples undertaken include: the Great Green Wall Initiative (GGWI) under which the GCF and GEF are collaborating to support the new phase and financing of a regional support program for the Initiative. Complementary proposals supporting the new umbrella financing framework for the GGWI have been brought to the GCF Board in March 2022 and approved by the LDCF/SCCF Council in June 2022.
- (b) In addition, in conjunction with the thirty-second GCF Board meeting (B.32) held in Antigua and Barbuda, the GCF Secretariat organized a “Technical Programming Dialogue with the Caribbean” on May 19-21, 2022, to which the GEF Secretariat was invited. This provided an opportunity to present and explore with Caribbean SIDS and other partners the readiness support and strategic programming approaches of both GCF and GEF, with preliminary ideas identified for country and regional joint programming and measures for improved coordination of climate and environmental financing.
- (c) Sharing information, indicators, lessons learned and knowledge; and facilitating collaborative and coordinated country programming. The GEF and GCF continued to participate in the Climate Funds Collaboration Platform on Results, Indicators and Methodologies for Measuring Impact, where various international CCA financial mechanisms exchange ideas and collaboratively seek to identify and follow best practices in the areas of results management. For example, the LDCF/SCCF results framework and GCF’s newly redefined Integrated Results Management Framework (IRMF) both include the tracking of sex-disaggregated data on direct beneficiaries and hectares of area managed for climate resilience as indicators of CCA impact.
- (d) *Communications and outreach.* The two entities shared a joint Pavilion at COP 26 in Glasgow, where several joint events were held, including a special session focused on the LTV establishment and implementation. A joint side event on the LTV was also

<sup>44</sup> GEF, 2022, [Progress Report on Long-Term Vision on Complementarity, Coherence and Collaboration between the Green Climate Fund and the Global Environment Facility](#), Council Document GEF/C.62/Inf.14

<sup>45</sup> Ibid.

organized jointly by the GEF and GCF at the UNFCCC subsidiary body meetings on June 8, 2022.

47. Consistent with the key elements of the agreed joint LTV work plan, the GCF and GEF will continue to actively engage on deepening collaboration around country and regional programming, better understanding opportunities to further LTV goals around GEF and GCF processes and policies and enhance cooperation on outreach and knowledge sharing. At COP 27, the GCF and GEF plan to showcase progress made in the key elements of the joint LTV work plan, such as developments of additional major initiatives, announcements of participating countries in the joint investment planning support, updates on the analysis of processes and policies of GEF and GCF to identify recommendations to support complementarity and coherence.

### **3. GEF's Response to the COVID-19 Pandemic**

48. As the GEF continues to adapt to the evolving impacts the COVID-19 pandemic is having on its business, a set of issues have been identified and specific actions have been incorporated in the different phases of the project review cycle of the GEFTF, LDCF, and SCCF projects. These actions have been developed and continuously updated in active consultation within the GEF Partnership to mitigate COVID-19 pandemic risks and ensure efficient and effective design and implementation of GEFTF, LDCF and SCCF resources.

49. As governments have striven to find ways to cope the pandemic's massive impact on the societies, the GEF has worked with the countries and Agencies to ensure that its work and its partnerships are not critically disrupted and to adapt to the rapidly changing situation by integrating responses to the COVID-19 pandemic into its business processes. The support for climate change priorities continues to be provided, with the approval of 45 projects from the GEFTF and 11 projects from the LDCF by the respective Councils in December 2021 and June 2022.

50. Since early 2020, the GEF has been investigating how the effects of the pandemic, including risks, impacts and opportunities, can be properly integrated into its business. The GEF's response to the pandemic has been varied and comprehensive:

- (a) The GEF Secretariat has called on the expertise of the COVID-19 Response Task Force to provide overall guidance for, and assess risks to, its entire investment portfolio. This Task Force met every two weeks in 2020 to examine how the COVID-19 pandemic was affecting key priority programs and focal area investments and what the GEF can do about it. The work of the Task Force resulted in the preparation of a white paper and its findings were presented to the 59<sup>th</sup> Council meeting.<sup>46</sup>
- (b) The GEF Secretariat initiated in-depth surveys and held intensive dialogues with the Agencies to identify project and program risks and identify disruptions in their business practices that could slow or halt project preparation and implementation. As these assessments were completed, it became clearer what types of projects might have been at a higher operational risk, including across different regions and contexts. Initial information pointed out the problems for projects that involve extensive stakeholder consultations, particularly those with strong participation of indigenous peoples and communities. The Agencies' risk assessment tools and fiduciary risk assessment

<sup>46</sup> GEF, 2020, [White Paper on a COVID-19 Response Strategy](#), Council Document GEF/C.59/Inf.14.

processes constitute key tools for analyzing and developing an appropriate set of mitigation measures that are appropriate to the context of the project. In response to some of these findings, the GEF granted two extensions of project submission deadlines (in March and April 2020) to allow for more flexibility in project preparation and avoid unnecessary cancellations, as Agencies and their counterparts moved to work online. This increased flexibility to enable Agencies to meet the project preparation deadlines set forth by the GEF Cancellation Policy. As the COVID-19 pandemic continued to affect countries, in December 2020, the GEF Council approved an exceptional authorization for the CEO to grant exceptions to cancellation deadlines for up to 24 months until June 2021. Additional extensions based on force majeure have also been granted.

- (c) The GEF Secretariat developed a guidance framework that has helped project proponents better incorporate pandemic-related considerations into project design and preparation and better manage risks and opportunities. The GEF's guidance was well received, and it has been compatible with similar frameworks adopted by the Agencies. This could be considered a best practice for the future across the entire GEF partnership.<sup>47</sup>
- (d) Project managers at the GEF Secretariat continue to review projects taking into account the guidance framework on the COVID-19 pandemic response, ensuring that all projects and programs submitted for consideration by the Council have taken into account the risks and opportunities relating to the pandemic that may be reflected in the project outcomes. The results of the detailed review of projects in light of the COVID-19 pandemic response can be found in the individual reports of each project included in the cover notes of the Work Program for the GEFTF, the LDCF and the SCCF presented to the respective Councils.

51. The following operational considerations included in projects can be highlighted:

- (a) Most projects continue to consider some form of virtual participation for the stakeholder engagement processes and other meetings important for the design and preparation of projects for approval or endorsement by the CEO;
- (b) The limitations on travel have made the Agencies benefit from local technical expertise. In some cases, they have collaborated on creating a shared pool of available experts;
- (c) Several Agencies have re-evaluated expected project co-financing and examined the possibility of targeting public COVID-19 relief funding as a source of co-financing; and
- (d) Several Agencies have explored the possibility of shifting the project execution to local government entities that are closer to the project areas.

52. At a strategic level, Agencies have changed project objectives so that projects can play a central role in the mitigation of the impacts of the pandemic or contribute to the prevention of future pandemics. Examples include:

- (a) Some projects have ensured that NbS are promoted, when and where relevant, as a

<sup>47</sup> GEF, 2020, [Project Design and Review Considerations in Response to the COVID-19 Crisis and the Mitigation of Future Pandemics](#), approved on September 25, 2020.

measure to prevent future pandemics;

- (b) Several projects have focused on supporting and engaging local communities in project activities to mitigate the widespread economic impacts of the pandemic;
- (c) Some projects have incorporated green recovery and resilience principles in project design to ensure that GEF investments can contribute to “building back better”; and
- (d) Some projects have tested alternative revenue-generating opportunities (including payments for ecosystem services) to diversify income for local communities that have lost their livelihoods.

53. The COVID-19 pandemic continues to disrupt work in significant ways. However, in light of the GEF-wide response to the pandemic described above, the GEF believes to be on track to minimize and/or mitigate much of the disruption the pandemic has created on the GEF business. More importantly, by focusing even more on rebuilding the health of the environment and investing in blue and green recovery activities, the work of the GEF can help prevent such crises in the future and contribute to a healthier and more resilient recovery for people and the planet.

## **PART II: GEF ACHIEVEMENTS**

### **1. CLIMATE CHANGE MITIGATION**

#### **Cumulative Climate Change Mitigation Programming**

54. Since its establishment in 1991, the GEF has been funding projects with CCM objectives in developing countries and countries with economy in transition (CEIT). As at June 30, 2022, the GEF has funded 1,074 projects on CCM with \$6,898.8 million of GEF support, including GEF project financing, project preparation grants (PPGs) and Agency fees, in 166 countries. The GEF project financing leveraged \$59,416.7 million from a variety of sources, including GEF Agencies, national and local governments, multilateral and bilateral agencies, the private sector, and civil society organizations (CSOs). The average co-financing ratio of CCM projects as at June 30, 2022 was 1 (GEF) to 8.4 (co-financing).<sup>48</sup>

55. In addition, the GEF has supported 472 EAs, including NCs, BURs, BTRs and TNAs, with \$589.7 million, including PPGs and Agency fees, from the GEFTF. The GEF support to EAs is described in Section 5.

56. Out of 1,074 CCM projects that were implemented in developing countries and CEIT (Table 3), 26.8 percent were in Africa, 30.3 percent in Asia, 18.4 percent in Latin America and the Caribbean (LAC), and 15.7 percent in Eastern Europe and Central Asia (ECA). In addition, 94 projects with global or regional scope were funded, accounting for 8.7 percent of the overall CCM portfolio.

57. Seventeen GEF Agencies have participated in the implementation of these CCM projects. United Nations Development Programme (UNDP), the World Bank, United Nations Industrial Development Organization (UNIDO), and UNEP have the major shares of the portfolio in project

<sup>48</sup> The co-financing ratio is calculated in accordance with the GEF Updated Co-financing Policy, excluding EAs, PPGs and Agency fees (GEF, 2018, [Updated Co-financing Policy](#), Council Document GEF/C.54/10/Rev.01).

development and implementation.

58. Table 3 presents these 1,074 projects by GEF phase and categorizes them by areas, including technology transfer, energy efficiency, renewable energy, sustainable transport, and urban systems, AFOLU, SGP, and mixed and others. They also include projects with multiple CCM objectives and multi-focal area (MFA) projects that have direct impact on GHG emission reductions. As shown in Figure 1, the total combined share of energy efficiency and renewable energy projects is significant, accounting for approximately 48.8 percent in terms of total number of projects, and 38.7 percent in terms of total CCM funding. The AFOLU sector accounts for 17.4 percent of the total project number and 27.5 percent of the total CCM funding. The sustainable transport and urban systems projects account for 10.0 percent in terms of total number of projects and 12.4 percent of the total CCM funding.



**Table 1: Cumulative GEF Projects on Climate Change Mitigation by Region**

| Region <sup>a</sup> | Projects     |              | GEF amount <sup>b</sup> |              | Co-financing <sup>c</sup> |              | Co-financing ratio |
|---------------------|--------------|--------------|-------------------------|--------------|---------------------------|--------------|--------------------|
|                     | Number       | Share (%)    | \$ million              | Share (%)    | \$ million                | Share (%)    |                    |
| Africa              | 291          | 26.8         | 1450.5                  | 21.0         | 10384.7                   | 17.5         | 7.2                |
| Asia                | 325          | 30.3         | 2042.4                  | 29.6         | 23212                     | 39.1         | 11.4               |
| ECA                 | 169          | 15.7         | 800.2                   | 11.6         | 7496.4                    | 12.6         | 9.4                |
| LAC                 | 195          | 18.4         | 1315.6                  | 19.1         | 8968.1                    | 15.1         | 6.8                |
| Global              | 81           | 7.5          | 1181.6                  | 17.1         | 8444.7                    | 14.2         | 7.1                |
| Regional            | 13           | 1.2          | 108.5                   | 1.6          | 910.8                     | 1.5          | 8.4                |
| <b>Total</b>        | <b>1,074</b> | <b>100.0</b> | <b>6,898.18</b>         | <b>100.0</b> | <b>59,416.7</b>           | <b>100.0</b> | <b>8.4</b>         |

<sup>a</sup> The individual region rows include single country projects in that region; the “global” row includes multi-country projects spanning at least two regions; and the “regional” row includes multi-country projects in the same region.

<sup>b</sup> These amounts include all focal area contributions to climate change, including PPGs and Agency fees.

<sup>c</sup> These figures include actual and expected co-financing.

**Table 2: GEF Funding for Project and Programs with Climate Change Mitigation Components**

| Phase                | Number of projects       |              |            | GEF amount (\$ million)     |                                |             |                |
|----------------------|--------------------------|--------------|------------|-----------------------------|--------------------------------|-------------|----------------|
|                      | CCM stand-alone projects | MFA projects | Total      | Funding from CCM Focal Area | Funding from other focal areas | Others      | Total          |
| GEF-4<br>(2006-2010) | 174                      | 26           | 200        | 773.2                       | 149.4                          | -           | 922.6          |
| GEF-5<br>(2010-2014) | 166                      | 85           | 251        | 1,035.7                     | 461.7                          | 23.9        | 1,521.3        |
| GEF-6<br>(2014-2018) | 110                      | 107          | 217        | 702.0                       | 667.2                          | -           | 1,369.2        |
| GEF-7<br>(2018-2022) | 94                       | 37           | 129        | 550.7                       | 747.8                          | -           | 1,298.5        |
| <b>Total</b>         | <b>544</b>               | <b>255</b>   | <b>797</b> | <b>3,061.6</b>              | <b>2,026.1</b>                 | <b>23.9</b> | <b>5,111.6</b> |

**Table 3: GEF Projects on Climate Change Mitigation by Phase**(Excluding EAs and CBIT Trust Fund<sup>a</sup> projects) (in \$ million)

| Phase                        |              | Technology transfer/<br>Innovative low-carbon technologies <sup>b</sup> | Energy efficiency | Renewable energy | Transport/Urban | AFOLU <sup>c</sup> | Small Grants Program <sup>d</sup> | Mixed and others <sup>e</sup> | Grand Total     |
|------------------------------|--------------|---|-------------------|------------------|-----------------|--------------------|-----------------------------------|-------------------------------|-----------------|
| <b>GEF Pilot (1991-1994)</b> | # Projects   | 2   | 7                 | 12               | 2               | 2                  | -                                 | 3                             | <b>28</b>       |
|                              | GEF amount   | 10.1  | 33.3              | 94.5             | 9.0             | 4.0                | -                                 | 46.7                          | <b>197.6</b>    |
|                              | Co-financing | 0.1   | 341.2             | 1,848.0          | 2.0             | 0.1                | -                                 | 145.9                         | <b>2,337.2</b>  |
| <b>GEF-1 (1994-1998)</b>     | # Projects   | 2   | 16                | 16               | -               | -                  | -                                 | 6                             | <b>40</b>       |
|                              | GEF amount   | 8.2   | 134.4             | 146.9            | -               | -                  | -                                 | 27.0                          | <b>316.4</b>    |
|                              | Co-financing | 6.2   | 447.5             | 809.7            | -               | -                  | -                                 | 94.5                          | <b>1,357.8</b>  |
| <b>GEF-2 (1998-2002)</b>     | # Projects   | 6   | 32                | 44               | 6               | 1                  | -                                 | 6                             | <b>95</b>       |
|                              | GEF amount   | 102.3   | 189.9             | 227.8            | 30.0            | 0.9                | -                                 | 19.1                          | <b>570.1</b>    |
|                              | Co-financing | 827.8   | 2,025.4           | 1,097.8          | 28.3            | 1.0                | -                                 | 182.9                         | <b>4,163.3</b>  |
| <b>GEF-3 (2002-2006)</b>     | # Projects   | 4   | 29                | 53               | 13              | -                  | -                                 | 13                            | <b>112</b>      |
|                              | GEF amount   | 64.6  | 228.2             | 248.6            | 88.8            | -                  | -                                 | 73.0                          | <b>703.2</b>    |
|                              | Co-financing | 309.2   | 1,310.1           | 1,462.3          | 886.1           | -                  | -                                 | 339.3                         | <b>4,306.9</b>  |
| <b>GEF-4 (2006-2010)</b>     | # Projects   | 9   | 83                | 47               | 19              | 25                 | 3                                 | 14                            | <b>200</b>      |
|                              | GEF amount   | 46.3  | 382.5             | 117.8            | 109.8           | 121.5              | 65.3                              | 79.4                          | <b>922.6</b>    |
|                              | Co-financing | 215.2   | 3,747.4           | 855.7            | 2,081.7         | 870.9              | 44.5                              | 468.4                         | <b>8,283.8</b>  |
| <b>GEF-5 (2010-2014)</b>     | # Projects   | 37  | 38                | 56               | 25              | 68                 | 10                                | 17                            | <b>251</b>      |
|                              | GEF amount   | 221.5   | 199.1             | 206.6            | 122.7           | 506.8              | 159.0                             | 105.7                         | <b>1,521.3</b>  |
|                              | Co-financing | 1,787.9   | 4,355.7           | 2,022.5          | 2,477.2         | 2,338.6            | 160.5                             | 1,046.1                       | <b>14,188.6</b> |
| <b>GEF-6 (2014-2018)</b>     | # Projects   | 12  | 26                | 32               | 32              | 77                 | 13                                | 25                            | <b>217</b>      |
|                              | GEF amount   | 32.8  | 110.2             | 169.0            | 249.1           | 642.1              | 76.0                              | 90.0                          | <b>1,369.2</b>  |
|                              | Co-financing | 258.4   | 1,270.3           | 2,783.3          | 3,584.1         | 4,403.9            | 105.3                             | 691.6                         | <b>13,091.7</b> |
| <b>GEF-7 (2018-2022)</b>     | # Projects   | 9   | 21                | 12               | 11              | 14                 | 9                                 | 55                            | <b>131</b>      |
|                              | GEF amount   | 40.9  | 93.1              | 91.3             | 243.3           | 621.4              | 73.5                              | 134.8                         | <b>1,298.3</b>  |
|                              | Co-financing | 283.5   | 2,041.3           | 1,151.1          | 2,620.8         | 5,246.4            | 98.5                              | 352.3                         | <b>11,793.9</b> |

| Phase |              | Technology transfer/<br>Innovative low-carbon technologies <sup>b</sup> | Energy efficiency | Renewable energy | Transport/Urban | AFOLU <sup>c</sup> | Small Grants Program <sup>d</sup> | Mixed and others <sup>e</sup> | Grand Total |
|-------|--------------|---|-------------------|------------------|-----------------|--------------------|-----------------------------------|-------------------------------|-------------|
| Total | # Projects   | 81  | 252               | 272              | 108             | 187                | 35                                | 139                           | 1,074       |
|       | GEF amount   | 526.7   | 1304.3            | 1,368.7          | 852.8           | 1,896.7            | 373.8                             | 575.8                         | 6,898.8     |
|       | Co-financing | 3,688.2   | 15,638.9          | 11,823.9         | 11,680.3        | 12,855.6           | 408.8                             | 3,321.0                       | 59,416.7    |

<sup>a</sup> CBIT projects were funded by the CBIT Trust Fund (CBIT TF) in GEF-6. Since GEF-7, they have been funded by the GEFTF and CBIT TF and they are included in 'Mixed and others.'

<sup>b</sup> 'Technology Transfer' (TT) means 'special initiative on technology transfer' up to GEF-4, 'promoting innovative low-carbon technologies (LCTs)' in GEF-5 and 'promoting timely development, demonstration, and financing of LCTs and CCM options' in GEF-6 and GEF-7.

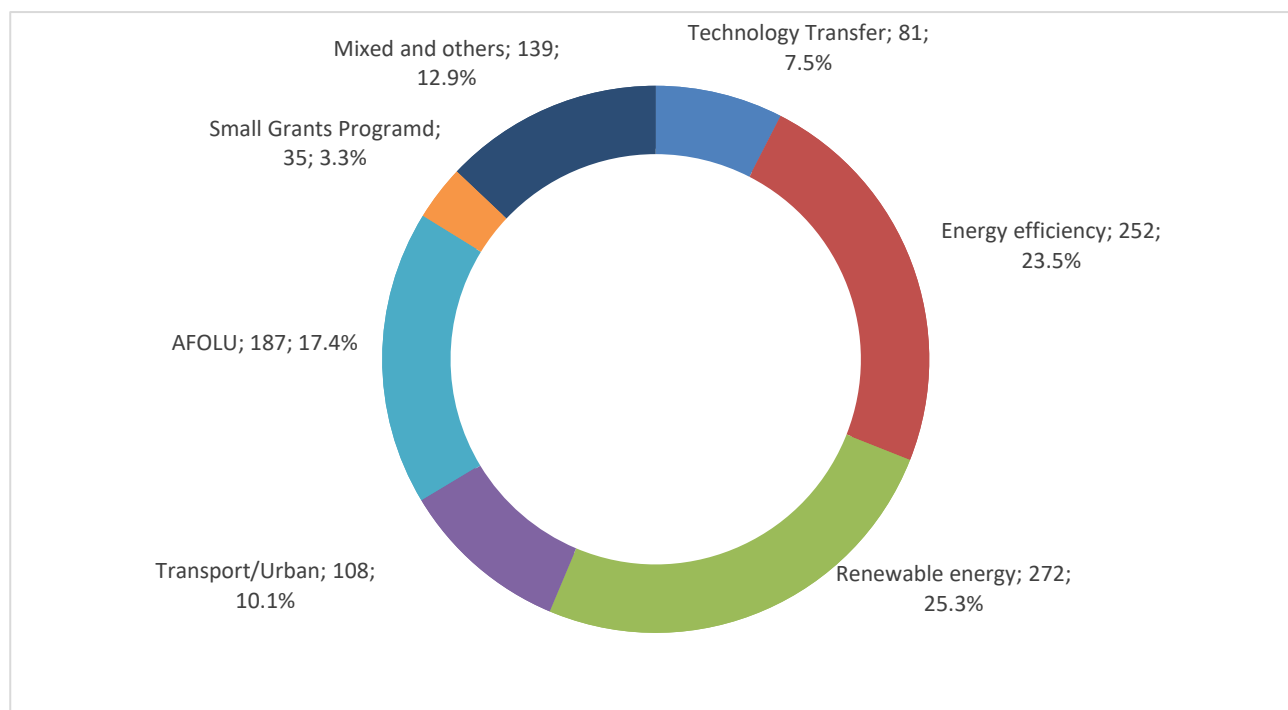
<sup>c</sup> These include projects under the CCM focal objective focused on land use, land-use change and forestry (LULUCF), climate-smart agriculture, and projects receiving SFM incentive.

<sup>d</sup> There were 11 SGP projects from GEF Pilot to GEF-3 that had CCM objectives. However, funding contributed from CCM was not recorded in these early periods. The total GEF amount for these projects was \$261 million, and they leveraged \$204 million of co-financing.

<sup>e</sup> 'Mixed' projects are projects with multiple CCM objectives. 'Others' include seven projects relating to methane and three projects relating to fuel substitution. In GEF-6, 'Others' include five intended NDC preparation projects and two applied research projects on the global commons. In GEF-7, 'Others' include 45 CBIT projects.

<sup>f</sup> GEF amounts in this table include PPGs and Agency fees.

<sup>g</sup> Co-financing figures in this table include actual and expected co-financing.

**Figure 1: Cumulative GEF Projects on Climate Change Mitigation by Sector<sup>a</sup>**

<sup>a</sup> Calculated on the basis of number of projects.

### Climate Change Mitigation Programming in GEF-7

59. In GEF-7, the GEF supported 131 projects in developing countries with \$590.1 million from the climate CCM focal area.<sup>49</sup> They are expected to contribute to aggregate emission reduction volume of 1,543 Mt CO<sub>2</sub> eq, thus meeting and exceeding the emission reduction target adopted at the outset of GEF-7 (1,500 Mt CO<sub>2</sub> eq).

60. In addition to the programming of System for Transparent Allocation of Resources (STAR) resources for climate action, the GEF continued to provide timely financial support to developing countries to meet their obligations under the UNFCCC and the Paris Agreement through the CCM set-aside. In GEF-7, the GEF approved \$105.6 million for EAs, to support the preparation of a total of 64 national communications (NCs), 40 biennial update reports (BURs) and 49 biennial transparency reports (BTRs). In addition, the GEF approved 47 Capacity-building Initiative for Transparency (CBIT) projects, for a total of \$91.4 million. Detailed information on the GEF support for the operationalization of the Paris Agreement's ETF is provided in Part II.

61. One of the key features of GEF-7 CCM programming was the consolidation and expansion of the programmatic approaches that were launched in the sixth replenishment of the GEF Trust Fund (GEF-6) period. These programmatic approaches provide structured and integrated solutions to address large-scale environmental problems across several areas, including climate change but also biodiversity and land degradation. The three GEF-7 impact programs (IPs) are: the Food Systems, Land Use and Restoration (FOLUR) IP, the Sustainable Cities IP, and the Sustainable Forest Management (SFM) IP. In addition to these cross-cutting investments, a programmatic

<sup>49</sup> This figure excludes CCM resources allocated to Enabling Activities (EA) which have been included in the following paragraph.

approach was adopted for three major climate change focal area thematic investments: the Global Program to Promote the Shift to Electric Mobility, the Africa Minigrids Program (AMP), and the Global Cleantech Innovation Program (GCIP).

62. Taken together, these six programs are responsible for approximately 70 percent of the expected CCM outcomes from GEF-7 programming. A short description of these six programs is provided below. In addition, Annex 4 provides the list of projects with CCM benefits that were developed under the GEF-7 IPs and CCM focal area programs.

*Food Systems, Land Use and Restoration (FOLUR) Impact Program*

63. The FOLUR IP seeks to promote a transformational shift in agricultural land use and food systems that are major drivers of environmental degradation around the world. Its project framework document (PFD) is structured around four main components: (i) development of integrated landscape management systems; (ii) promotion of sustainable food production practices and responsible commodity value chains; (iii) restoration of natural habitats; and (iv) program coordination, collaboration, and capacity building. This design aims to promote comprehensive land planning, improve governance and align incentives, scale up innovation and practical applications in commodity value chain partnerships, leverage investments through linkage with private and public partners, and promote institutional collaboration in integrated approaches at national and landscape levels.

*Sustainable Cities Impact Program (UrbanShift)*

64. The Sustainable Cities IP –its brand name is UrbanShift – seeks to promote transformational change in urban development by supporting cities to pursue integrated urban planning for impactful development outcomes with global environmental benefits (GEBs). The Program targets systemic drivers of environmental degradation in cities and promotes a holistic approach to addressing them for long-term sustainability and resilience. The IP includes 23 cities from nine countries that have been selected based on their strong alignment with the Program’s vision and their high potential to generate GEBs while promoting transformational change. These cities represent the urban growth and associated challenges and their Mayors, some of whom are women, have demonstrated strong leadership in advancing the urban sustainability agenda. The selection of these cities was strategic, not only nationally but also in regionally and globally, due to their economic, political, and environmental importance. A catalytic support by the GEF will enhance the sustainability ambitions of these cities and deliver results on the ground. The Program also brings together local leaders, national governments, and global stakeholders on a range of cross-sectoral strategies to reduce greenhouse gas (GHG) emissions and strengthen climate resilience in cities, while fostering sustainable and equitable growth. While each individual country child project will deliver substantial benefits, the Program’s overall potential for global transformation and sustainability will be realized through an online knowledge-sharing and learning platform, to scale up impact and amplify the benefits across many other cities and countries.

*Sustainable Forest Management (SFM) Impact Program*

65. Throughout GEF-7, the GEF has invested significantly on projects planning to ensure SFM in key forest biomes globally. Investments have been made through the SFM IP across key biomes in the Amazon basin, the Congo basin and through a special focus on drylands, as presented below.

### *Amazon Sustainable Landscapes (ASL2) Program*

66. The ASL2 Program builds on the efforts made under ASL1, greatly expanding the Amazon basin coverage from 75 percent in ASL1 to approximately 92 percent in ASL2. The Program is investing in several instruments to develop a forest- and freshwater-based economy and consequently reduce deforestation in areas where the conservation of Amazon basin ecosystems is of paramount importance for the health of terrestrial and freshwater ecosystems and associated ecosystem-based services and CCM. The Program demonstrates CCM options with systemic impacts, as it strongly supports reducing GHG emissions through avoided deforestation and by enhancing above- and below-ground carbon stocks; promotes the continuation of the water and weather pattern cycles that are strongly influenced by the Amazon; and is in line with the NDCs of the Amazon basin countries, several of which have included forest and land-based emissions in their national GHG emission inventories.

### *Congo Basin Sustainable Landscapes (CBSL) Program*

67. The objective of the CBSL Program is to catalyze transformational change in conservation and sustainable management of the Congo basin through landscape-based approaches that empower local communities and forest-dependent people, and through partnership with the private sector. Actions will address immediate problems related to biodiversity loss and lack of tenure and land rights for forest-dependent people. The program also aims to prepare the basin for dealing with increasing threats in the future, such as the development of infrastructure and large-scale agribusiness plantations with the risks of irreversible damage to the integrity and functioning of the Congo basin forest ecosystem. The CBSL is designed to promote an alternative development pathway for the basin that relies on local planning and governance systems, sustainable non-timber forest product value chains with local stakeholders and the private sector, as well as the valuation of ecosystem-based services, such as carbon sequestration and freshwater provisioning. These priority actions will result in the conservation of large patches of intact forest, with significant impacts in terms of both GHG emission avoidance and sequestration, and in terms of conservation of globally significant biodiversity.

### *Sustainable Forest Management Program on Dryland Sustainable Landscapes (DSL)*

68. The objective of the DSL Program is to avoid, reduce, and reverse further degradation, desertification, and deforestation of land and ecosystems in drylands through the sustainable management of production landscapes. This Program is designed to transform the management of drylands in selected regions and countries, establishing the basis for the scaling up of sustainable dryland management to regional and global levels. Given that drylands extend over more than 40 percent of the Earth's landmass, are affected by some of the world's most pressing environmental and developmental challenges and have been historically neglected in terms of coordinated financing, investments in this type of biomes are crucial, generating climate, environmental and socio-economic returns. The Program will focus specifically on three dryland regions: the Miombo and Mopane ecosystems of Southern Africa; the savannas of Western Africa; and the temperate grasslands, savannas and shrublands of Central Asia. Each of the country child projects is designed to support key strategies, including strengthening systems and capacities for land-use planning to achieve land degradation neutrality (LDN), strengthening community-based governance mechanisms, and promoting sustainable agriculture and livestock management.

### *Global Program to Promote the Shift to Electric Mobility*

69. The GEF-7 electric mobility Program is supporting 27 participating countries in their efforts to decarbonize the transport sector, which is currently responsible for about one-quarter of the world's energy-related CO<sub>2</sub> emissions and is a leading contributor of black carbon and particulate emissions. The key objectives of the Program are to de-risk investments in electric vehicles through demonstration projects and to support participating countries with the development of context-specific policies and incentives to accelerate the transition to electric mobility. The Program, which will also be closely linked with the European Commission's Solutions Plus Program, an initiative that aims to develop integrated urban electric mobility solutions in 15 major cities worldwide, is structured around four complementary components: (i) global thematic working groups (light vehicles, heavy vehicles, charging infrastructure and grid integration, batteries); (ii) support and investment platforms, established in Africa (by the United Nations Environment Programme (UNEP)), Asia (by the Asian Development Bank (ADB)), Eastern Europe and Central Asia (by the European Bank for Reconstruction and Development (EBRD)) and Latin America and the Caribbean (by Centro Mario Molina in Chile); (iii) country project implementation (national child projects), whereby participating countries are deploying GEF STAR resources to finance tailored support, including development of enabling policy environments, pilot initiatives, and testing of business model and financing schemes for further scale up; and (iv) tracking progress and facilitating replication, which includes monitoring, reporting, and verification frameworks against which the outcomes of the Program are measured.

#### *Africa Minigrids Program (AMP)*

70. This Program is supporting African countries to increase access to clean energy by focusing on reducing the cost and increasing the commercial viability of renewable energy minigrids for both residential and productive uses. Electricity is an essential ingredient for lifting people out of poverty, improving health, boosting educational levels, reducing gender inequities, and enabling sustainable economic development. Yet, more than 750 million people worldwide — including over half of the population of the African continent — still lacked access to electricity in 2019. This population is also unable to take advantage of the improved income opportunities and savings that depend on the availability of electricity. Renewable energy minigrids represent a viable solution for rural and peri-urban communities that are not expected to be reached by the electric grid in the near future. In most markets, however, clean energy minigrids are still unable to compete financially with diesel-based alternatives without appropriate incentives. The Program focuses on minigrid cost-reduction — across hardware costs, software costs and financing costs — and promotes innovative business models for minigrid deployment. With lower costs, minigrids will be more competitive financially, commercial capital flows will increase, and end users will benefit from lower tariffs and expanded service. The Program is supporting participating countries in achieving three main outcomes: (i) facilitating the establishment of a conducive policy and regulatory environment for minigrid market penetration at national level; (ii) piloting of innovative business models and private sector engagement strategies, and (iii) designing suitable financing schemes to incentivize investments.

#### *Global Cleantech Innovation Program (GCIP)*

71. This Program supports participating countries in developing a functioning system for clean technology entrepreneurship and provides tailored business development and investment support to more than 1,000 businesses, with potential to generate GEBs at scale. Small and medium-sized enterprises (SMEs) often represent the backbone of the economic system in developing countries. As such, they have a strong potential to drive transformational changes towards low-carbon and

resource-efficient economies by actively devising, developing, adopting, and upscaling innovative cleantech solutions. In most developing economies, however, cleantech entrepreneurs face serious barriers to transform promising and innovative ideas into viable businesses. Cleantech SMEs with innovative ideas often lack the skills and organizational capacity to make their cleantech solutions marketable. This is compounded by the existing gaps between demand and supply of funding available for innovation in the markets where SMEs operate. Finally, the policy and regulatory environment in many developing economies may not be sufficiently conducive to allowing for new low-carbon ideas to be brought to fruition and scale. The Program provides tailored assistance to countries through three pillars: (i) direct support to early-stage cleantech innovators to help them into commercial sustainability, (ii) support to strengthening national innovation and entrepreneurship systems, and (iii) programmatic coherence and coordination among national child projects, monitoring, and knowledge management.

### Climate Change Mitigation Programming in the reporting period

72. In the reporting period, the GEFTF programmed \$133.8 million, including GEF project financing, PPGs and Agency fees, for activities expected to generate CCM benefits, of which \$38.5 million were drawn from the CCM focal area and the rest from other GEF focal areas and set-asides. Thirty-seven GEF investments were approved during the reporting period, including 30 CCM projects, six MFA projects, and an additional investment tranche in an existing CCM program (the GEF-7 Africa Minigrids Program), as well as 18 EAs. Out of the 36 projects, 15 were CBIT. Twenty-eight projects were MSPs, and eight were FSPs. These new investments with CCM potential approved in the reporting period are expected to avoid or sequester 76.6 Mt CO<sub>2</sub> eq in total over their lifetime.

73. These 36 projects and one program addendum are expected to leverage approximately \$0.7 billion in co-financing, resulting in a co-financing ratio of 1 (GEF) to 9.0 (co-financing).<sup>50</sup> Annex 2 lists the CCM projects, programs, and EAs approved under the GEFTF in the reporting period.

74. The projects and the program addendum<sup>51</sup> approved in the reporting period are distributed across 43 countries in four regions and include regional and global projects. Ten projects are in Africa, six are in Asia and the Pacific, three are in LAC, six are in ECA, seven in SIDSs, three are global and two are regional. Regional distribution of GEF CCM-relevant investments is \$16.0 million (17.1 percent) for the African region, \$12.8 million (15.4 percent) for Asia and the Pacific, \$15.3 million (18.4 percent) for LAC, \$11.1 million for ECA (11.1 percent), \$13.1 million (15.8 percent) for SIDS, and \$18.4 million (22.2 percent) for global and regional projects.

75. Six projects (26.4 percent) are categorized as MFA projects, meaning that project components and funding support are aligned with other GEF strategic objectives, such as biodiversity, land degradation and chemicals and waste. There were no projects that addressed CCA and CCM objectives together as multi-trust fund (MTF) projects.

76. Five CCM projects and program focus on clean technology innovation; seven on energy efficiency; three on renewable energy; two on sustainable transport and urban systems; one on AFOLU; and 18 have mixed or other objectives including 15 CBIT projects. In addition, there is one

<sup>50</sup> The co-financing ratio is calculated in accordance with the GEF Updated Co-financing Policy, excluding EAs, PPGs and Agency fees (GEF, 2018, [Updated Co-financing Policy](#), Council Document GEF/C.54/10/Rev.01).

<sup>51</sup> The 36 projects and one program do not include EAs.



SGP project. Table 4 summarizes estimated emission reductions per type of projects and programs.

77. The projects and program approved in this reporting period are implemented by 10 GEF Agencies. Thirty-six projects are implemented by a single Agency, while one is a multi-Agency investment. UNEP has the largest share in terms of number of single-Agency projects (9, or 25.0 percent), followed by UNIDO (8, or 15.1), UNDP (6, or 10.6), the Food and Agriculture Organization of the United Nations (FAO) (4, or 20.7 percent), Conservation International (CI) (4, or 20.7 percent), and the World Bank (2, or 1.7 percent). The Inter-American Development Bank (IADB), the International Union for Conservation of Nature (IUCN) and the Worldwide Fund for Nature (WWF) each have one project. CAF and IADB are participating in a multi-Agency project.

78. In addition to financing the implementation of projects, the GEF assists eligible countries at their request with the preparation of projects, through PPGs. In the reporting period, the GEF provided a total of \$1.8 million in PPGs from the GEFTF for the preparation of 30 projects out of the 36 approved projects and one program. It is worth noting that the reported number of PPGs does not include the PPGs that may be requested by the child projects that have been added under the Africa Minigrids Program through the program addendum approved during the reporting period. Any corresponding PPG requests will be recorded only at the time of the approval or endorsement of each one of the new child projects by the CEO.

**Table 4: Expected Results from Climate Change Mitigation Projects and Programs Approved in the Reporting Period**

| Type of Projects and Programs       | Total Expected Emission Reductions (Mt CO <sub>2</sub> eq) | Number of Women  | Number of Men    | Total Number of Beneficiaries |
|-------------------------------------|--|------------------|------------------|-------------------------------|
| Technology transfer/Innovative LCTs | 4.8  | 2,030            | 3,480            | 5,510                         |
| Energy efficiency                   | 6.6  | 399,091          | 312,896          | 711,987                       |
| Renewable energy                    | 5.1  | 21,511           | 21,492           | 43,003                        |
| Urban/Transport                     | 0.3  | 165,600          | 166,400          | 332,000                       |
| AFOLU                               | 50.6   | 94,635           | 94,635           | 189,270                       |
| Mixed/others                        | 9.2  | 1,001,432        | 932,580          | 1,034,012                     |
| SGP                                 | 0.0  | 7,500            | 7,500            | 15,000                        |
| <b>Total</b>                        | <b>76.6</b>  | <b>1,702,952</b> | <b>1,550,136</b> | <b>3,253,088</b>              |

### GEF Support for Key Mitigation Sectors in the reporting period

79. The thematic scope of the GEF portfolio of CCM projects has changed significantly in GEF-7, compared to the previous replenishment cycles. In particular, the development of CCM projects has moved towards more integrated projects with multi-sectoral approaches aimed at generating the transformation of key economic systems. CCM activities in key sectors supported by the GEF in the reporting period are presented below. Technology transfer, including five projects supported by the CCM portfolio in this reporting period, is further presented in Section 6, as it is a cross-cutting topic for both CCM and CCA.

#### Energy Efficiency

80. In the reporting period, seven projects with energy efficiency components were approved, with funding amounting to \$20.1 million. These seven projects leveraged co-financing of \$453.7 million and are expected to mitigate 6.6 Mt CO<sub>2</sub> eq. These projects are aligned with the key entry point “Accelerating energy efficiency adoption” under Objective 1 of the GEF-7 CCM Strategy. For example, the GEF/UNDP project *Developing National Capacity of Turkmenistan through Improving Regulatory Environment towards Energy-efficient and Sustainable Building Sector* will support Turkmenistan’s low-carbon development in achievement of CCM goals by reducing GHG emissions from multi-family residential buildings sector and by improved monitoring of energy use in public buildings. This will be accomplished through the design, piloting and modernization of two new public residential energy efficient buildings (multi-family residential buildings) and installation of an energy management and information system (EMIS) in one public building to demonstrate energy efficiency gains and evidence-based policy making in the construction sector to be applied in all new residential and public buildings to be developed across the country. The GEF grant funding of \$2.4 million expects to reduce over 0.8 Mt CO<sub>2</sub> eq and leverage \$28.5 million in co-financing.

### Renewable Energy

81. The GEF approved two renewable energy projects and one program addendum in the reporting period, with \$4.2 million in GEF funding and leveraging \$78.1 million in co-financing. Expected GHG emission reductions amount to 5.1 Mt CO<sub>2</sub> eq. These projects and program are aligned with the key entry point “De-centralized renewable power with energy storage” under Objective 1 of the GEF-7 CCM Strategy. They are expected to support developing countries in addressing other significant environmental and developmental issues beyond emission reductions. For instance, the third addendum of the *Africa Minigrids Program PFD*, that includes an additional round of three national child projects (Burundi, Democratic Republic of the Congo and Liberia), will support these countries to increase energy access by reducing the cost and increasing commercial viability of renewable energy minigrids. The GEF’s \$0.9 million grant will achieve 3.4 Mt CO<sub>2</sub> eq of GHG emission reductions and leverage \$45.4 million in co-financing.

### Sustainable Transport and Urban Systems

82. In the reporting period, the GEF supported two projects promoting electric mobility in Cabo Verde and Cote d’Ivoire, with \$3.0 million in GEF funding and leveraging \$13.2 million in co-financing. These projects are expected to mitigate 0.3 Mt CO<sub>2</sub> eq and are aligned with a key entry point “Electric driving technologies and electric mobility” under Objective 1 of the GEF-7 CCM Strategy. The Cabo Verde project aims to advance the adoption of electric mobility in the maritime sector, particularly for remote villages to be connected with the use of renewable energy options. The project is expected to reduce GHG emissions resulting from maritime transportation and to generate valuable lessons learned through the demonstration of innovative technologies. The project also aims to build capacity around maritime e-mobility and to develop enabling conditions and policies to spur private investments investment to accelerate the adoption of maritime electric vehicles and promote sustainable maritime transportation in Cabo Verde.

### Clean Technology Innovation

83. In the reporting period, the GEF supported five projects on clean technology innovation, with \$8.9 million in GEF funding and leveraging \$41.5 million in co-financing. These projects are aligned with the key entry point “Cleantech innovation” under Objective 1 of the GEF-7 CCM

Strategy. For example, the project *Accelerating Low-carbon Circular Economy through Cleantech Innovation towards Sustainable Development in Viet Nam* aims to accelerate the application of innovative cleantech solutions for low-carbon and circular economy towards realizing sustainable development in priority sectors in Viet Nam, integrating renewable energy, energy efficiency, and waste management. The GEF's \$2.0 million grant is expected to achieve 3.1 Mt CO<sub>2</sub> eq of GHG emission reductions and leverage \$9.3 million in co-financing.

#### AFOLU

84. The GEF-7 Programming Directions channel CCM resources to the AFOLU sector through the FOLUR and SFM IPs. In the reporting period, the Global Platform of the FOLUR IP was launched (on the margins of COP 26), marking the start of the implementation of this Program, which is expected to mitigate the emissions of 495 Mt CO<sub>2</sub> eq with a total GEF funding of \$340 million, leveraging \$2.89 billion of co-financing. Additionally, in this reporting period, one AFOLU project was selected by the GEF from a call for expressions of interest: *The Selva Fund*. This MFA project is a non-grant instrument (NGI) with \$11.1 million in GEF funding and leveraging \$77.0 million in co-financing. The objective of the project is to provide finance for bioeconomy activities, forest-based products and commodity value-chains for SMEs. The bioeconomy activities are expected to contribute to the protection and restoration of the Amazon forest while supporting sustainable livelihoods for local communities in the Amazon regions of Brazil, Colombia, Ecuador and Peru. The fund structure has been designed to be part of a broader SDG Bond Program with six other blended finance impact funds and will seek to mobilize additional private finance through capital markets. The project is expected to mitigate 50.6 Mt CO<sub>2</sub> eq.

#### Mixed and Others

85. In the reporting period, the GEF has supported 18 projects that were categorized as 'mixed and others', out of which 15 are CBIT projects. For example, the GEF-UNEP project *Achieving a Rapid Decarbonization of the Energy Sector in Saint Kitts and Nevis* aims to accelerate the transition towards renewable electricity generation and high-energy efficiency public buildings. The GEF's \$3.7 million grant and the \$11.4 million in co-financing aim at de-risking investments in renewable power generation and energy efficiency measures in the context of a Caribbean SIDS with less than 60 thousand inhabitants and high vulnerability to extreme weather events. The project is designed to attract additional funding from private actors and from other sources of international climate finance. Through investments in the energy and transportation sector, this project will contribute to avoiding approximately 0.5 Mt CO<sub>2</sub> eq of GHG emissions.

86. Fifteen CBIT projects approved in the reporting period with CCM set-aside funding were categorized as 'others'. They are described in Annex 2, while the CBIT is further discussed in Section 5.

#### Partnerships to Enhance Action on Mitigation

87. Several partnerships to enhance action on CCM have been pursued in the reporting period.

88. The GEF joined the Green Hydrogen Compact as financial partner. The Green Hydrogen Compact is a broad partnership that includes Chile, Denmark, Germany, , the International Renewable Energy Agency (IRENA), World Economic Forum, the COP 26 High-level Champions, Bloomberg Philanthropies, United Nations Energy and the GEF, each of which have contributed

their expertise and knowledge to catalyze commitments by national and sub-national governments, businesses, international organizations and other stakeholders to accelerate the development of a global green hydrogen value chain. The Green Hydrogen Compact developed a Catalogue of Actors and Actions that was launched at the UN High-level Dialogue on Energy in September 2021.<sup>52</sup> The GEF participated in the high-level panel launch event organized by the Mission of Denmark to the United Nations on September 22, 2021.

89. The GEF was re-elected as member of the Steering Committee of REN21, a renewable energy community of actors from science, governments, international organizations and industry that is dedicated to mapping and promoting a rapid development of renewable energy and energy efficiency markets worldwide.

90. The GEF has continued to engage with the 3 Percent Club, an initiative that was launched at the UN Secretary-General Climate Action Summit in 2019 by the founding partners, including the Alliance to Save Energy, Copenhagen Centre on Energy Efficiency (UNEP-DTU), EBRD, International Energy Agency (IEA), International Copper Association, Johnson Controls, Sustainable Energy for All, UNEP, World Resources Institute (WRI) and the GEF.<sup>53</sup> The Club, which has more than 80 partners, including 16 countries, seeks to connect key actors to facilitate knowledge exchange, advocacy, and joint action towards a rapid global transition to energy-efficient economies.

91. The GEF has continued to engage regularly with the NDC Partnership by responding to specific requests. Particularly, in the reporting period, the GEF has contributed to the development of guiding materials to support member countries in their NDC investment planning.

92. The GEF is member of the Collaborative Partnership on Forests (CPF) along with 14 other organizations, including the UNFCCC Secretariat. In the reporting period, the GEF continued to be actively engaged by participating in two CPF meetings, in the CPF Consultative Group to support the organization of the World Forestry Congress 2022 and contributing to the High-level CPF dialogue “Upscaling Actions to Turn the Tide on Deforestation” on November 6, 2021, on the margins of COP 26.

93. The GEF has continued to engage within the Global Landscape Forum (GLF), of which it is a Charter Member since 2018. In the reporting period, it participated in the GLF Climate Conference organized on the margins of COP 26. Through its capacity to gather multiple stakeholders globally, the GLF enables the GEF to reach out to a larger community of stakeholders, including from the civil society and the private sector and promote coalescing actions with the objective to share its vision and increase the impacts of its investments. The GLF is also a Core Partner of the Global Platform coordinating the GEF FOLUR IP.

94. The GEF is a member of the Consortium of the 4p1000 Initiative<sup>54</sup> on Soils for Food Security and Climate since it was launched at COP 21. The overarching goal of this Initiative is to assist member countries and non-state organizations to develop evidence-based projects, actions and programs, to promote and encourage actions towards reducing GHG emissions through protecting and increasing soil organic carbon stocks. The GEF regularly attends meetings of the Consortium, responds to specific requests, and participates in the Steering Committee of a GEF-funded project

<sup>52</sup> [https://www.greenhydrogencompact.com/\\_files/ugd/f0b499\\_1c8ea49b288d4c8f98c4c84424cd0c45.pdf](https://www.greenhydrogencompact.com/_files/ugd/f0b499_1c8ea49b288d4c8f98c4c84424cd0c45.pdf)

<sup>53</sup> <https://threepercentclub.org/>

<sup>54</sup> <https://4p1000.org/?lang=en>

supporting the initiative (*AVACLIM* project).<sup>55</sup>

## **2. Climate Change Adaptation**

### **Background on GEF Support for Adaptation**

95. The GEF continues to play a pioneering role in supporting CCA action. Its two funds that prioritize CCA, the LDCF and SCCF,<sup>56</sup> were established in 2001 as an outcome of the Marrakesh Accords, and have reached their twenty-one year mark. Today, they support an extensive portfolio on climate resilience, with 442 projects totaling \$2,128.9 million, including GEF project financing, PPGs and Agency fees, and leveraging \$9,795.5 million in co-financing, which is not required.

96. The LDCF was established to support the special needs of LDCs, as defined in Article 4.9 of the UNFCCC and the LDC work program. The SCCF was established to finance activities, programs and measures relating to climate change that complement those funded by the CCM focal area of the GEFTF, and through bilateral and multilateral sources. While the SCCF has four financing windows, CCA was prioritized, in accordance with COP guidance (decision 5/CP.9).

97. Projects and programs supported through both funds are designed based on the information and guidance provided in NCs, national adaptation programs of action (NAPAs), national adaptation plans (NAPs) and NDCs, as well as other relevant assessments and action plans. They adhere to the guiding principles of country-driven actions, replicability, sustainability and stakeholder participation, with a strong focus on gender equality and mainstreaming. These guiding principles have been elaborated in relevant GEF policies, as well as in the programming principles and strategies that guide its support for CCA.

98. Efforts were made to facilitate MTF programming, recognizing the potential to address systemic challenges faced by the countries. Opportunities to leverage and catalyze support, including through MTF programming, were recognized as one of the factors to be considered for strategic prioritization of projects by the Council in the current Programming Strategy. The programming status shows that the MTF modality was used by a large number of projects. Twenty-five out of 94 projects supported by the LDCF/SCCF, or 26 percent of the portfolio, in GEF-7 were MTF projects. Of these, 18 were MTF projects with the GEFTF, and seven were LDCF-SCCF MTF projects for the Challenge Program for Adaptation Innovation.

99. Following the COP guidance to support the NAP process (decision 12/CP.18, paragraphs 1 and 4), the GEF provided support to countries to initiate or advance their NAP processes. Further information on this support is contained in the sub-section on the support to LDC work program and NAP process below.

100. The GEF continues to work with the LDC Group, the Adaptation Committee, the Least Developed Countries Expert Group (LEG), and other relevant bodies under the UNFCCC and Paris Agreement to enhance the effectiveness of support provided through the LDCF and SCCF to developing countries towards the formulation of their NAP processes.

101. As detailed above in the section on the GEF-8 outlook, the development and finalization of

---

<sup>55</sup> <https://avaclim.org/en/home/>

<sup>56</sup> The Strategic Priority on Adaptation (SPA), launched in 2005 as a \$50 million allocation towards CCA within the GEFTF, supported 26 innovative pilot projects. Initial lessons from the SPA portfolio were captured in a 2010 evaluation. The SPA resources have been fully allocated.

the Programming Strategy for the LDCF and SCCF and Operational Improvements for the GEF-8 period of 2022-2026 was one of the most significant tasks undertaken by the GEF Secretariat in this reporting period. The strategy development involved three meetings with representatives of donors and recipient regions, UNFCCC Secretariat, Civil Society Organizations, the GCF, and the Adaptation Fund. These meetings were held on October 19, 2021, February 16, 2022, and April 26, 2022. The Secretariat also organized a number of informal consultation meetings, primarily virtually. The participants reached an agreement on the Strategy and the operational improvements, including financial scenarios, at the third meeting on April 26, 2022. The document is endorsed by the LDCF/SCCF Council at the June 2022 Council meeting

102. The core indicators have been updated (Table 5) to reflect the evolution of the LDCF/SCCF programming strategy in the GEF-8 period, notably Priority 1 of the SCCF with its focus on SIDS, where Indicator 2a is about tracking of coastal and marine area under climate-resilient management. Another addition to the core indicators is that they now include the ability to identify and monitor private sector engagement more explicitly (Indicator 5). Sex-disaggregation is required and tracked for all relevant indicators, including core indicators 1 and 4.

**Table 5: Core Indicators for the LDCF and SCCF in the GEF-8 Period (2022-2026)**

| Core Indicator |   | Disaggregation            |
|----------------|---|---------------------------|
| 1              | Number of direct beneficiaries  | Sex and age-disaggregated |
| 2              | (a) Area of land managed for climate resilience (ha)                                    |                           |
|                | (b) Coastal or marine area managed for climate resilience (ha)                          |                           |
| 3              | Total number of policies, plans, and frameworks that will mainstream climate resilience |                           |
| 4              | Number of people trained or with awareness raised                                       | Sex and age-disaggregated |
| 5              | Number of private sector enterprises engaged in CCA and resilience action               |                           |

103. Efforts have been intensified to raise resources for the LDCF in the reporting period. The GEF Secretariat organized a successful Ministerial Dialogue and Pledging Session for the LDCF and SCCF on the margins of COP 26 in Glasgow on November 9, 2021, which generated a substantial pledge of \$413 million in the new funding for the LDCF. Twelve donors, namely Belgium, the Belgian region of Wallonia, Canada, Denmark, Estonia, France, Germany, Ireland, Netherlands, Sweden, Switzerland and the United States of America made the pledges to the LDCF on that occasion.

## Least Developed Countries Fund

### *Achievements since Inception*

104. As at June 30, 2022, cumulative pledges to the LDCF amounted to \$1,979.6 million, of which \$1,754.2 million have been received (see Annex 6).

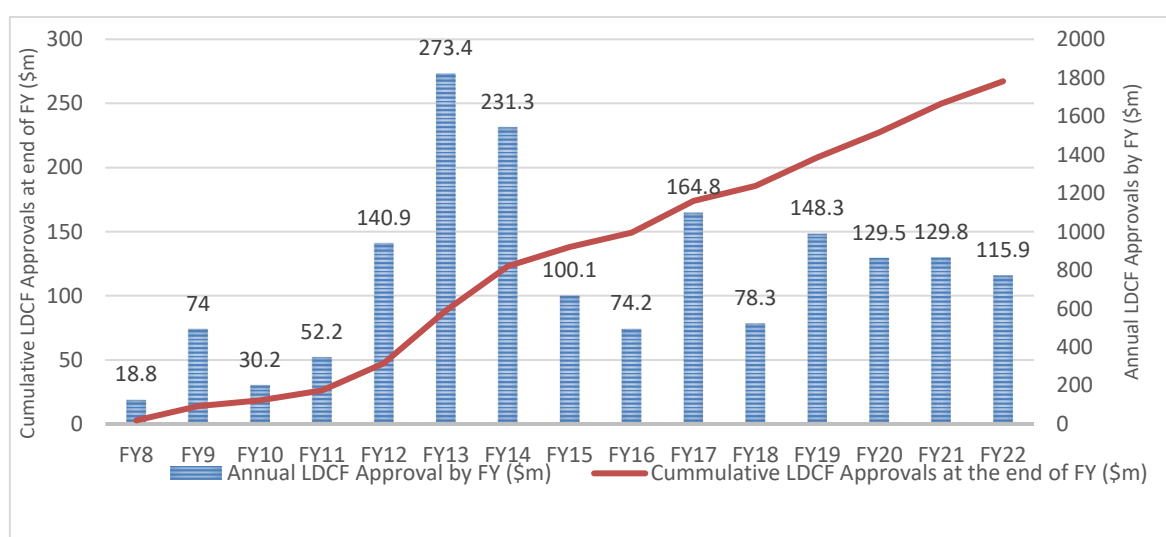
105. From its inception to June 30, 2022, \$1,760.4 million have been approved for 349 projects, programs and EAs to meet the mandate of the LDCF, mobilizing an additional \$7,106.8 million in co-financing, which is not required. The LDCF has to date supported 51 countries<sup>57</sup> to prepare their

<sup>57</sup> Afghanistan, Angola, Bangladesh, Benin, Bhutan, Burkina Faso, Burundi, Cabo Verde, Cambodia, Central African Republic, Chad, Comoros, Democratic Republic of the Congo, Djibouti, Equatorial Guinea, Eritrea, Ethiopia, The Gambia, Guinea, Guinea Bissau, Haiti, Kiribati, Lao People's Democratic Republic, Lesotho, Liberia, Madagascar,

NAPAs and funded two global NAPA projects, all of which have been submitted to the UNFCCC. As at June 30, 2022, \$73.4 million of LDCF funding is available for new approvals.<sup>58</sup>

106. The LDCF/SCCF Council, at its meeting in June 2022, approved the support for eight LDCF projects amounting to \$74.01 million.<sup>59</sup> The annual and cumulative funding approvals under the LDCF as at June 30, 2022 are shown in Figure 2. The cumulative distribution of funding across regions is shown in Figure 3. Africa has received the largest share of the LDCF financing of \$1,104.0 million, or 63.7 percent, which is in line with the geographical distribution of LDCs. The cumulative distribution of funding across GEF Agencies is shown in Figure 4. Cumulatively since inception, UNDP has implemented the largest portion (47 percent) of LDCF funding. The large historical UNDP share is in part due to the limited number of Agencies that were engaged in climate adaptation in the early period of LDCF operations. Over time, the number of GEF Agencies active in climate adaptation has increased, contributing to a more balanced programming. In the GEF-7 period, no Agency had more than 30 percent of the portfolio.

**Figure 2: Annual and Cumulative Funding Approvals under the LDCF (as at June 30, 2022)\***



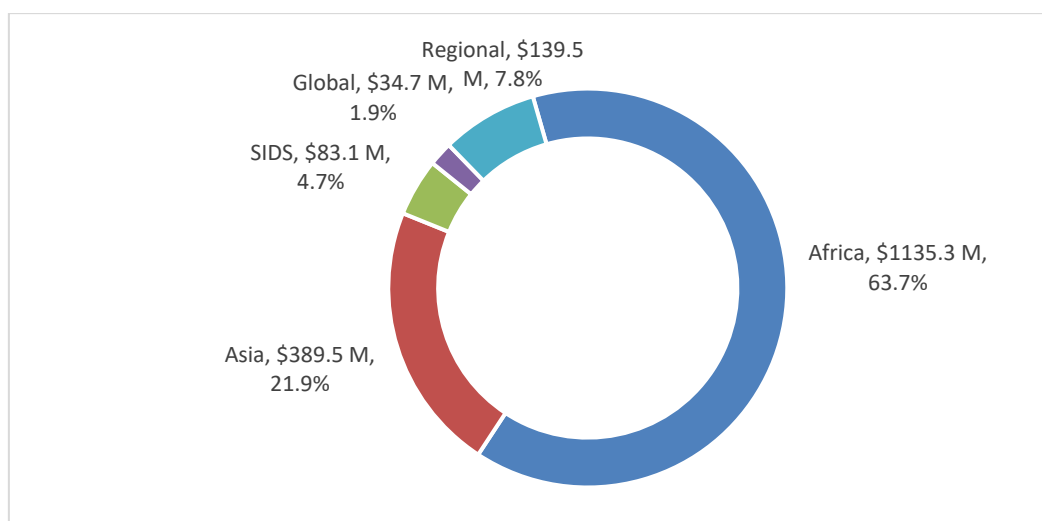
\* Includes GEF project financing, PPGs and Agency fees

Malawi, Maldives, Mali, Mauritania, Mozambique, Myanmar, Nepal, Niger, Rwanda, Samoa, Sao Tome and Principe, Senegal, Sierra Leone, Solomon Islands, Somalia, South Sudan, Sudan, Timor-Leste, Togo, Tuvalu, Uganda, United Republic of Tanzania, Vanuatu, Yemen, and Zambia. No new NAPA preparation projects were supported in the reporting period.

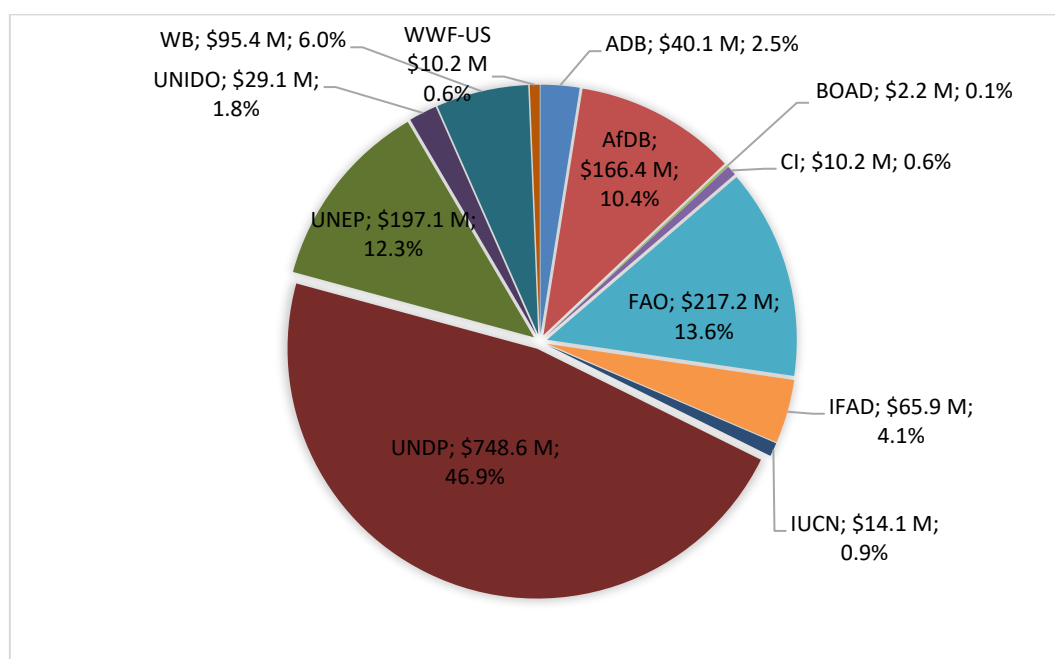
<sup>58</sup> This figure provided by the GEF Trustee factors in the interest gained on the Trust Fund.

<sup>59</sup> \$72.44 million for eight projects consists of: GEF project financing of \$66.25 million and Agency fees of \$6.19 million approved by the Council, in addition to the PPGs of \$1.43 million and the PPG fees of \$0.13 million.

**Figure 3: Cumulative Regional Distribution of Projects and Programs Approved under the LDCF  
(as at June 30, 2022)<sup>60</sup>**



**Figure 4: Cumulative Agency Distribution of Projects and Programs Approved under the LDCF  
(as at June 30, 2022)**



107. As at June 30, 2022, 316 LDCF projects had been endorsed or approved by the CEO and were in some stage of implementation or already completed. The projects will benefit 52.81 million people; manage 8.81 million ha of land to withstand the effects of climate change; develop or strengthen 3,026 policies, plans and processes to integrate and manage climate risks; and train 1.65 million people to identify, prioritize, implement, monitor and/or evaluate adaptation strategies and measures.

108. In FY21, there were 74 projects supported by the LDCF reported as actively under

<sup>60</sup> The figures in the regional distribution have not been updated for project cancellations and recent migration of information to the new GEF Portal from the previous database.



implementation. Fifty-nine of these projects, or 82 percent, were rated moderately satisfactory or higher in terms of their progress towards development objectives. As at June 30, 2021, these 74 active LDCF projects had already reached more than 8.5 million direct beneficiaries, brought around 286,000 hectares of land under more climate-resilient management, and trained more than 124,000 people in various aspects of climate change adaptation.<sup>61</sup>

#### *Achievements in the GEF-7*

109. In GEF-7, the LDCF has programmed \$523.4 million for a total of 87 projects. This includes 23 MTF projects, of which 16 are across the LDCF and the GEF Trust Fund (GETrF), and seven are across the LDCF and the SCCF. The LDCF portfolio has addressed urgent and immediate adaptation priorities in LDCs in agriculture, NbS, early warning and climate information services, sustainable alternative livelihoods, infrastructure and coastal management, among various themes related to ecosystem-based adaptation.

110. The LDCF successfully served all 47 eligible LDCs to address their urgent and immediate CCA needs, making true on the goal of “leaving no LDCs behind”. Through eight work programs, medium-sized projects (MSPs), and major amendments, the 47 LDCs received \$466.5 million out of the \$470.0 million available according to the initial \$10.0 million per LDC cap. This includes 38 LDCs, or 81 percent of all LDCs, that have reached the cap of \$10.0 million LDCF funding. Eight LDCs have accessed over \$9 million, while one LDC accessed \$8.73 million. These figures indicate strong overall support and proactive engagement of LDCs, donor countries and GEF Agencies.

111. The utilization rate for LDCF resources for national projects in the GEF-7 period reached 99.2 percent. Table 6 presents a summary of country allocation of resources from the LDCF in the GEF-7 period and cumulative LDCF resources since its inception

**Table 6: LDCF Resource Programming by Country<sup>62</sup>**

| Country                  | GEF-7 LDCF Resources<br>(\$ Million) | Cumulative LDCF Resources<br>since Inception (\$ Million) |
|--------------------------|--------------------------------------|---|
| Afghanistan              | 10.00                                | 40.02   |
| Angola                   | 10.00                                | 40.43   |
| Bangladesh               | 10.00                                | 39.92   |
| Benin                    | 10.00                                | 40.47   |
| Bhutan                   | 10.00                                | 40.19   |
| Burkina Faso             | 10.00                                | 39.94   |
| Burundi                  | 10.00                                | 29.79   |
| Cambodia                 | 10.00                                | 35.26   |
| Central African Republic | 10.00                                | 21.17   |
| Chad                     | 9.75                                 | 39.75   |
| Comoros                  | 10.00                                | 39.96   |
| Djibouti                 | 9.99                                 | 32.24   |
| DR Congo                 | 10.00                                | 39.91   |
| Eritrea                  | 10.00                                | 20.01   |
| Ethiopia                 | 10.00                                | 41.02   |
| Gambia                   | 10.00                                | 39.54   |
| Guinea                   | 9.91                                 | 25.49   |

<sup>62</sup> Including project preparation grants (PPGs) and Agency fees.

| Country  | GEF-7 LDCF Resources<br>(\$ Million) | Cumulative LDCF Resources<br>since Inception (\$ Million) |
|--|--------------------------------------|---|
| Guinea-Bissau  | 8.73                                 | 26.68   |
| Haiti  | 10.00                                | 33.48   |
| Kiribati   | 10.00                                | 33.24   |
| Lao PDR  | 10.00                                | 39.90   |
| Lesotho  | 10.00                                | 40.66   |
| Liberia  | 10.00                                | 25.71   |
| Madagascar   | 9.97                                 | 29.62   |
| Malawi   | 10.00                                | 43.35   |
| Mali   | 10.06                                | 39.03   |
| Mauritania   | 10.00                                | 35.16   |
| Mozambique   | 10.00                                | 31.73   |
| Myanmar  | 10.00*                               | 30.17   |
| Nepal  | 10.00                                | 42.41   |
| Niger  | 10.00                                | 39.81   |
| Rwanda   | 9.37                                 | 40.62   |
| São Tomé and Príncipe                                | 10.00                                | 36.74   |
| Senegal  | 10.00                                | 40.01   |
| Sierra Leone   | 10.00                                | 36.58   |
| Solomon Islands                                      | 10.00                                | 25.69   |
| Somalia  | 10.00                                | 39.65   |
| South Sudan  | 9.50                                 | 19.77   |
| Sudan  | 9.96                                 | 41.95   |
| Tanzania   | 9.23                                 | 27.03   |
| Timor-Leste  | 10.00                                | 38.80   |
| Togo   | 10.00                                | 30.00   |
| Tuvalu   | 10.00                                | 21.99   |
| Uganda   | 10.00                                | 29.80   |
| Vanuatu  | 10.00                                | 36.57   |
| Yemen  | 10.00                                | 26.53   |
| Zambia   | 10.00                                | 37.09   |
| Global   | 15.23                                | 28.70   |
| Regional   | 30.00                                | 155.79  |
| GEF-7 Challenge Program<br>for Adaptation Innovation | 11.68                                | 11.68   |
| <b>Total</b>   | <b>523.38</b>                        | <b>1,821.05</b>   |

\*Full-sized project (FSP) ID 10395 was cancelled on December 21, 2021, as it was not endorsed by the CEO on December 20, 2021.

112. Concerted efforts were made earlier in the GEF-7 period to discuss with 17 countries<sup>63</sup> whose projects were not supported in GEF-6, to facilitate their efforts in accessing LDCF resources in the GEF-7 period with updated proposals or proposals to address different priorities.

113. The LDCF projects in GEF-7 are expected to directly benefit over 21 million persons of which 50.5 percent are female, put 3.2 million hectares of land under climate-resilient

<sup>63</sup> The countries are: Benin, Burundi, Chad, Djibouti, Ethiopia, Gambia, Guinea-Bissau, Haiti, Lao PDR, Malawi, Mauritania, South Sudan, Sudan, Timor Leste, Togo, Uganda, Zambia

management, introduce 865 policies, plans, and development frameworks that mainstream climate resilience, and enhance capacity of approximately 688,000 persons, 47.6 percent of whom are female, to identify climate risks and/or engage in CCA measures.

### *Achievements in the Reporting Period*

114. In this reporting period, the LDCF received approximately \$201.4 million in new pledges.<sup>64</sup>

115. The LDCF/SCCF council approved 11 FSPs PIFs, totaling approximately \$94.01 million with the use of LDCF resources. The LDCF/SCCF Council also approved two major amendments of \$7.02 million in this reporting period, enabling two countries to maximize adaptation support from the LDCF. This amount includes GEF project financing, PPGs and Agency fees. These projects and programs support urgent and immediate CCA priorities of LDCs, contribute to green and resilient recovery and are aligned with the Programming Strategy. Four of the 11 FSPs approved by the Council were in SIDS, four supported innovative global and regional initiatives,<sup>65</sup> while remaining three were in Africa. These activities are expected to mobilize over \$273.47 million in indicative co-financing from the governments of the recipient countries, GEF Agencies, multilateral and bilateral agencies and others. Altogether, national projects and major amendments approved are supporting climate adaptation priorities in nine LDCs.<sup>66</sup> Each and every 47 LDCs that were eligible for LDCF support successfully accessed resources for adaptation priorities in the GEF-7 period.

116. In addition, 13 MSPs, totaling \$14.77 million, were approved by the GEF CEO in this reporting period. Of the 13 MSPs, a one-step MSP titled *Strengthening Engagement and Action by the Least Developed Countries Group on Climate Change* was GEF CEO approved for implementation in this reporting period. The project, amounting to \$2.0 million, inclusive of GEF project financing, PPG and Agency fees, is expected to strengthen governance and coordination of the LDC Group for effective participation in the UNFCCC process, while promoting public awareness of CCA issues. Similarly, in the reporting period, a project titled *Strengthening Endogenous Capacities of Least Developed Countries to Access Finance for Climate Change Adaptation* was approved by the CEO and has initiated its implementation. Both these projects directly respond to the updated LDC work program.

117. The projects approved during the reporting period addressed sectors and systems that includes climate smart agriculture, coastal zone management, ecosystem restoration, building climate resilience in value chains of key crops, and contributions to food security through crop diversification and protection. They are supporting ecosystem-based adaptation. Interventions are supported at the farm, community, regional, and national levels, integrated with policy measures, targeted capacity building, and engagement with local micro- and small enterprises led by women and youth and microfinance institutions. Also, in recent times, national projects continue to request for supporting people-focused initiatives that address needs for income and livelihood diversification and community level interventions that are aligned with blue, green, and resilient economic recovery.

118. In addition, the portfolio of projects approved during the reporting period include four

<sup>64</sup> This includes pledges from Belgium, Denmark, Estonia, France, Ireland, the Netherlands, Sweden, Switzerland, and the United States.

<sup>65</sup> The related amounts are inclusive of GEF project financing (\$66.25 million) and Agency fees (\$6.19 million). It does not include PPGs (\$1.43 million and PPG fees (\$0.13 million).

<sup>66</sup> Comoros, Madagascar, Malawi, Niger, Sao Tome and Principe, Solomon Island and Tuvalu. Major amendments for Nepal and Zambia were also approved by the Council in the reporting period.

strategic global and regional projects that aim to catalyze large-scale support with international financing institutions, and forward-looking adaptation interventions that go beyond the scope of national projects, with potential to benefit the target regions and all LDCs. These projects facilitate innovative mechanisms and platforms for scaling up adaptation action in a systematic and equitable manner to the LDCs. Examples include the following:

- (a) Supporting a climate risk financing guarantee facility targeting African LDCs to enable their participation in sovereign regional risk pool of the African Risk Capacity Program and to advance market-based instruments to provide climate disaster risk finance and insurance solutions with the African Development Bank;
- (b) Co-investing in the Blue Pacific Finance Hub established by the Asian Development Bank to catalyze public and private support for climate-resilient and sustainability-oriented investment by channeling a significant volume of suitable investments at the country level, including supporting access to other ocean-climate adaptation financing mechanisms;
- (c) Increasing the uptake of NbS for addressing climate resilience and adaptation challenges across the World Bank portfolio, by leveraging LDCF with IDA 20 resources by shifting at least twenty IDA lending projects towards NbS elements; and
- (d) Improving access to best practices, fostering innovation, and digital transformation and facilitating cross-learning across Great Green Wall countries for enhanced resilience to climate change with IFAD, as a major initiative of the GEF-GCF LTV.

119. The priority themes, intervention scales, and programming focus of these projects are well-aligned with those contained in the LDCF/SCCF Programming Strategy for the GEF-8 period by design. As such, they are also expected to pave the way for, and help inform the design of, LDCF and SCCF investments in the GEF-8 period and beyond

#### *Regional and Agency Distribution of LDCF Projects in the Reporting Period*

120. Regional distribution of CCA projects and programs approved under the LDCF in the reporting period is shown in Table 7. Regional initiatives received 30.0 percent of the LDCF resources followed by Africa (27.0 percent) and SIDS (26.0 percent).

121. The distribution of funding across GEF Agencies in the reporting period is shown in Table 8. In the reporting period, ten GEF Agencies were engaged in LDCF programming, with a balanced portfolio among them. UNDP programmed 22 percent of LDCF resources, followed by AfDB with 17.0 percent and World Bank with 14 percent. The MDBs and IFAD accounted for 52 percent of LDCF programming in the final year of the GEF-7 period.

**Table 7: Regional Distribution of Projects and Programs Approved under the LDCF in the Reporting Period**

| Region       | Number of Projects/<br>Programs | LDCF Amount<br>(\$ million)* | Percentage of<br>Total LDCF<br>Amount | Co-financing<br>(\$ million) |
|--------------|---------------------------------|------------------------------|---------------------------------------|------------------------------|
| Africa       | 7                               | 31.3                         | 27                                    | 106.6                        |
| Asia         | 1                               | 5.0                          | 4                                     | 0.97                         |
| SIDS         | 4                               | 30.0                         | 26                                    | 75.2                         |
| Global       | 5                               | 15.4                         | 13                                    | 52.0                         |
| Regional     | 9                               | 34.2                         | 30                                    | 143.1                        |
| <b>Total</b> | <b>26</b>                       | <b>115.9</b>                 | <b>100</b>                            | <b>377.9</b>                 |

\* Includes GEF project financing, PPGs and Agency fees

**Table 8: Agency Distribution of Projects and Programs Approved under the LDCF in the Reporting Period**

| Agency       | Number of Projects/<br>Programs | LDCF Amount<br>(\$ million)* | Percentage of<br>Total LDCF<br>Amount | Co-Financing<br>(\$ million) |
|--------------|---------------------------------|------------------------------|---------------------------------------|------------------------------|
| ADB          | 1                               | 10.0                         | 9                                     | 53.7                         |
| AfDB         | 2                               | 20.0                         | 17                                    | 33.5                         |
| BOAD         | 1                               | 2.2                          | 2                                     | 8.0                          |
| FAO          | 4                               | 5.1                          | 4                                     | 17.8                         |
| IFAD         | 5                               | 13.8                         | 12                                    | 52.4                         |
| UNDP         | 3                               | 25.0                         | 22                                    | 108.5                        |
| UNEP         | 2                               | 13.0                         | 11                                    | 26.6                         |
| UNIDO        | 5                               | 5.8                          | 5                                     | 55.0                         |
| World Bank   | 2                               | 16.0                         | 14                                    | 21.3                         |
| WWF-US       | 1                               | 5.0                          | 4                                     | 1.0                          |
| <b>Total</b> | <b>26</b>                       | <b>115.9</b>                 | <b>100</b>                            | <b>377.8</b>                 |

\* Includes GEF project financing, PPGs and Agency fees

122. In terms of results and impacts from the LDCF projects and programs approved in the reporting period, expected contributions of the 26 LDCF projects and programs (11 FSPs, 13 MSPs and 2 amendments) to the core indicators are as follows:

- (a) 2,358,875 direct beneficiaries, of whom 1,184,814 (50.2 percent) are female;
- (b) 954,297 ha of land under climate-resilient management;
- (c) 296 policies and plans that mainstream climate resilience; and
- (d) 119,025 people with enhanced capacity to identify climate risks and/or engage in CCA measures, of whom 62,229 (52.3 percent) are female.

123. Efforts have been intensified to raise resources for the LDCF in the reporting period. The GEF Secretariat organized a successful Ministerial Dialogue and Pledging Session for the LDCF and SCCF on the margins of COP 26 in Glasgow on November 9, 2021, which generated a substantial pledge of \$413 million in the new funding for the LDCF. Twelve donors, namely Belgium, the Belgian region of Wallonia, Canada, Denmark, Estonia, France, Germany, Ireland, Netherlands, Sweden, Switzerland and the United States of America made the pledges to the LDCF on that occasion.

### *National Consultations*

124. As outlined in the 2018-2022 Adaptation Strategy, LDCF project selection and approval transitioned in GEF-7 to a work program model, under which projects selected based on strategic prioritization factors are presented for approval by the LDCF/SCCF Council. The LDCF/SCCF Council has approved two work programs in the reporting period.

125. With the intent of leaving no LDC behind in the GEF-7 period, the GEF continued its targeted efforts in the reporting period to reach out to the LDC Group and four LDCs that had not accessed GEF-7 resources, some of which have also historically had very low access rates. These discussions provided an opportunity for the GEF to better understand their CCA priorities and encourage them to consider applying for LDCF support in line with operational improvements outlined in the 2018-2022 Adaptation Strategy. As a result, the June 2022 LDCF Work Program included four national projects (from Comoros, Madagascar, Niger and Tuvalu, two of which are also SIDS). Comoros and Niger accessed the LDCF resources in GEF-7 for the first time. Madagascar had its first LDCF FSP in GEF-7, in addition to an MSP that was approved in March 2022. Comoros, Niger, and Tuvalu reached the full \$10 million cap, while Madagascar accessed \$9.97 million

### **Special Climate Change Fund**

#### *Achievements since Inception*

126. As at June 30, 2022, the SCCF has approved a total of 93 projects with \$368.52 million in GEF finance according to the Trustee Status report for the SCCF, with approximately \$2,683.73 million in co-financing. Out of this, the SCCF-A (CCA window) has supported 81 projects with approximately \$299.48 million of GEF funding (Figure 5) with \$2,263.33 million in co-financing; and the SCCF-B (technology transfer window) has supported twelve projects with approximately \$59.7 million in GEF funding (Figure 6) with approximately \$420.4 million in co-financing.<sup>67</sup>

127. The Secretariat has continued to improve the SCCF impact monitoring system in the reporting period. Of the 93 projects that have been endorsed or approved, 85 provided an estimate of the number of direct beneficiaries. These projects aim to directly reduce the vulnerability of 8.92 million people. In addition, 55 SCCF projects are supporting countries in their efforts to integrate CCA into 504 national and sector-wide development policies, plans and frameworks.

128. As at June 30, 2022, \$356.9 million has been pledged to the SCCF, of which \$350.3 million were received. The demand for SCCF resources continues to be far higher than the resource availability. As at June 30, 2022, there is a funding deficit of \$ 0.76 million for the SCCF-A. The SCCF-B has \$7.5 million available for approval by the Council or the CEO (see Annex 6).

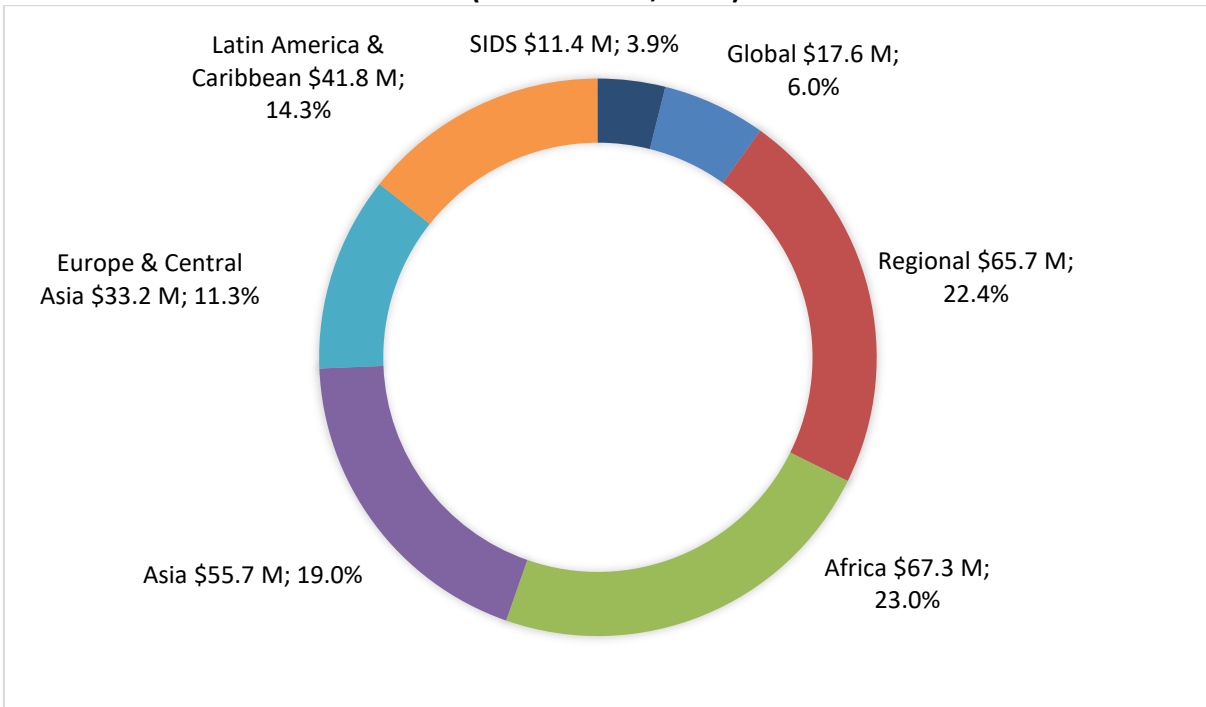
129. As detailed in the Annual Monitoring Review of the LDCF and SCCF for FY21,<sup>68</sup> projects supported by the SCCF have continued to deliver particularly strong results. Of the 31 SCCF projects under implementation, 97 percent were rated as moderately satisfactory or higher in terms of their progress towards development objectives, while 94 percent were rated as moderately satisfactory or higher in terms of their implementation progress. Moreover, each

<sup>67</sup> Based on information in the GEF Portal. Approvals during this reporting period for SCCF supported projects is detailed in Table 9.

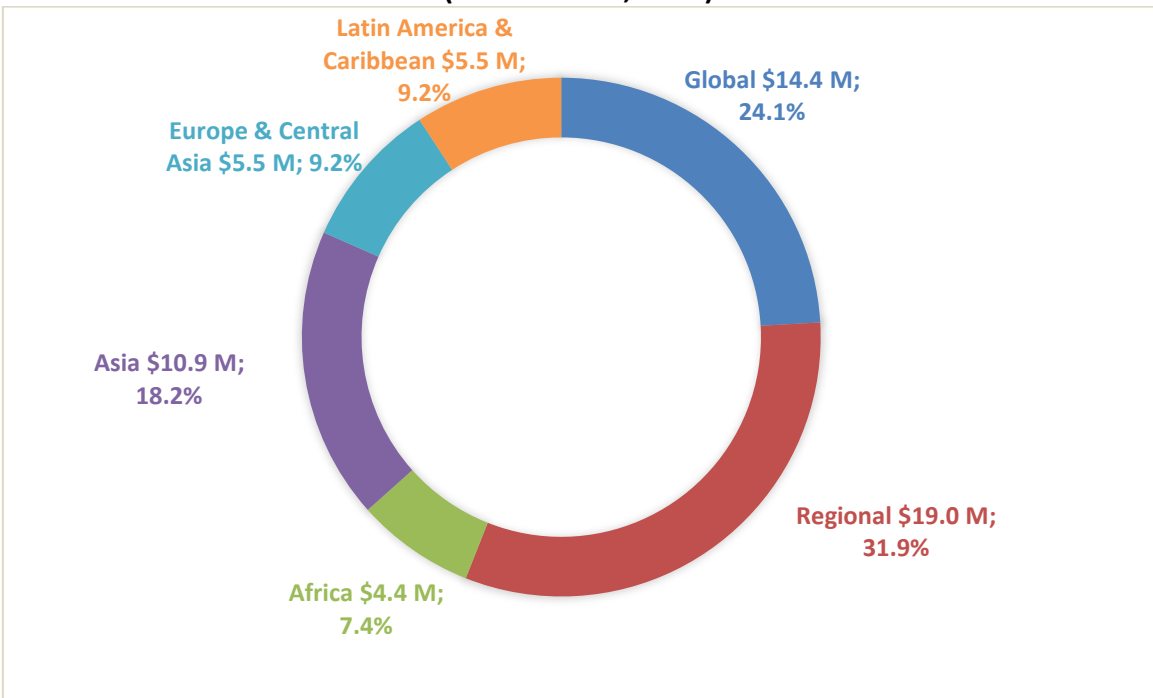
<sup>68</sup> GEF, 2022, [FY21 Annual Monitoring Review of the Least Developed Countries Fund and the Special Climate Change Fund](#), LDCF/SCCF Council Document GEF/LDCF.SCCF.32/05.

dollar in SCCF project financing mobilized \$9.8 in co-financing

**Figure 5: Cumulative Regional Distribution of Projects Approved under the SCCF-A  
(as at June 30, 2022)**

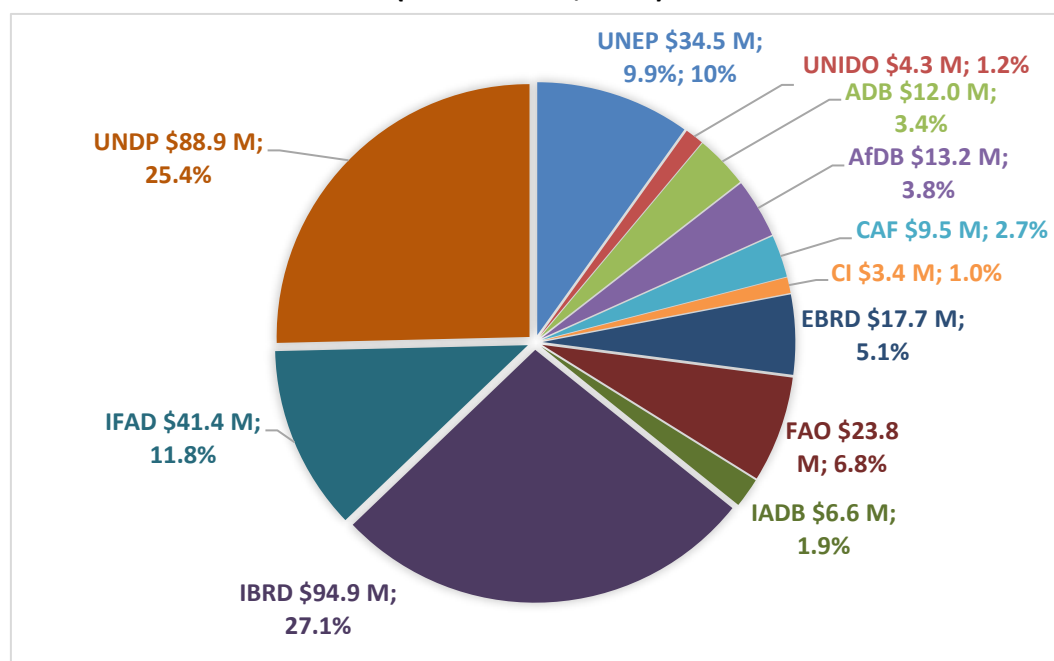


**Figure 6: Cumulative Regional Distribution of Projects Approved under the SCCF-B  
(as at June 30, 2022)**



130. Cumulative Agency distribution of SCCF projects is shown in Figure 7.

**Figure 7: Cumulative Agency Distribution of Projects and Programs Approved under the SCCF (as at June 30, 2022)<sup>69</sup>**



#### *Achievements in the GEF-7 Period*

131. The SCCF has programmed \$13.9 million in GEF-7. The portfolio comprises 14 projects, of which eight are MTF projects. 11 of these 14 projects were supported through the Challenge Program for Adaptation Innovation, which has demonstrated effectiveness in catalyzing innovation and private sector engagement for achieving CCA results.<sup>70</sup> The other three projects also support innovative CCA initiatives, including the Nature-based Infrastructure Valuation project, the Adaptation SME Accelerator Project (ASAP), and a regional incentive for the Caribbean small island developing State (SIDS) multi-country soil management initiative for integrated landscape restoration and climate-resilient food systems.

132. Innovation and private sector engagement have emerged as strong priorities in GEF-7, especially for the SCCF. This will be further strengthened in the GEF-8 period through targeted support under the SCCF<sup>71</sup> on technology transfer, innovation and private sector engagement, in addition to targeted adaptation support for SIDS.

133. According to the status reports on the LDCF and the SCCF prepared by the Trustee (Annex 6), the SCCF has in the GEF-7 period received a single donor pledge, from Switzerland, of \$3.3 million, to be paid over four years. Pledges and contributions to the SCCF continue to fall short of programming needs, limiting the ability of the GEF to address the CCA needs of highly vulnerable non-LDC SIDS and other non-LDC developing countries. This also limits the opportunities to fully explore and support private sector engagement and innovation in CCA, given the flexibility regarding financial instruments and approaches that the SCCF can provide.

#### *Achievements in the Reporting Period*

<sup>69</sup> Figure 7 is based on the information presented by the GEF Trustee included in Annex 6.

<sup>70</sup> GEF 2022, [Update on the Least Developed Countries Fund and the Special Climate Change Fund](#), LDCF/SCCF Council Document GEF/LDCF.SCCF.32/Inf.04.

<sup>71</sup> SCCF Window A corresponds to SCCF Priority Area 1, and SCCF Window B to SCCF Priority Area 2.



134. Four new MSPs, totaling \$3.4 million<sup>72</sup> had their PIFs approved with the use of SCCF resources, and one new MSP was CEO approved through the one-step approach, as listed in Table 9 and mentioned under the section on Challenge Program for Adaptation Innovation. All of these five MSPs are supported through the Challenge Program for Adaptation Innovation. Three of these five MSPs are MTF projects with the LDCF. Four of these are regional, while one is global. Of the regional projects, two are in Africa; one is in Asia; and one is in Latin America. These projects encompass a range of climate adaptation innovation strategies, including innovative technology deployment, climate information for decision making, transforming lending and investment practices, climate risk disclosure, and risk sharing to catalyze private investment.

135. These five projects are expected to mobilize over \$18.7 million in co-financing; benefit 76,245 people (48.4 percent female); manage 65,634 hectares for climate resilience; develop or strengthen 67 policies or plans to mainstream climate resilience; and train 4,294 people (46.8 percent female).

### **Support to LDC Work Program and NAP Process**

136. The original LDC work program was established in 2001, and the process to formulate and implement NAPs was established in 2010. The updated LDC work program, adopted at COP 24 in 2018,<sup>73</sup> included support for the process to formulate and implement NAPs and related relevant CCA strategies, including NAPAs.

137. In line with the key elements of the COP decision, the LDCF has extended support to LDCs in the process of formulation and implementation of NAPs and NAPAs, capacity-building initiatives to enable effective engagement, and strengthening capacity of meteorological and hydrological services on weather and climate information actions.

138. The LDCF and SCCF provide support to NAP processes in response to COP guidance<sup>74</sup>. GEF's support for NAPs in GEF-7 has focused on the identification and implementation of NAP priorities, as well as an additional analysis that may be needed to better align GEF proposals with priorities identified in NAPs. Notably, several projects have utilized a hybrid approach, combining support for the NAP process with activities that support concrete CCA investments for NAPA implementation. In its support of NAP processes, the GEF responds to the needs and priorities of recipient countries, while providing the flexibility to combine NAPA and NAP activities in a single project, thereby enhancing efficiency and simplifying access to finance. This also responds to COP guidance requesting the GEF to simplify its access modalities.

139. The total funding from the LDCF towards the LDCs' NAP processes amounts to \$60.3 million as at June 30, 2022.<sup>75</sup> This is in addition to targeted technical assistance for tailored one-on-one support that continues to be provided through the LDCF-financed NAP Global Support Program (GSP). The SCCF support amounting to \$5.1 million seeks to complement the LDCF initiatives by assisting non-LDC developing countries with their country-driven processes to advance NAPs. The GEF Secretariat has continued to exchange information with the GCF to

<sup>72</sup> Inclusive of GEF project finance, PPGs, and Agency fees.

<sup>73</sup> UNFCCC, 2018, [COP 24 Report](#), Decision 16/CP.24

<sup>74</sup> UNFCCC, 2012, [COP 18 Report](#), Decision 12/CP.18, paragraph 1.

<sup>75</sup> This amount comprises projects that are explicitly dedicated, as the sole project objective or through dedicated components, to enhancing a country's NAP process. The countries that benefited from this funding are: Chad, Democratic Republic of the Congo, Djibouti, Guinea-Bissau, Lao People's Democratic Republic, Niger, Rwanda, Sao Tome and Principe, Senegal and Timor-Leste.

minimize support overlap.

140. As mentioned above, a one-step MSP titled *Strengthening Engagement and Action by the Least Developed Countries Group on Climate Change* was approved in the reporting period. Similarly, in the reporting period, a project titled *Strengthening Endogenous Capacities of Least Developed Countries to Access Finance for Climate Change Adaptation* was approved by the CEO and has initiated its implementation. Both these projects directly respond to the updated LDC work program.

### Challenge Program for Adaptation Innovation

141. The Challenge Program for Adaptation Innovation was launched in 2019, in alignment with the approved CCA programming strategy for GEF-7.<sup>76</sup> The objective of this program is to catalyze innovation to harness the power of private sector actors for achieving CCA results. It aims to test and validate potentially scalable, bankable, or otherwise fundable investment approaches, business models, partnerships, and technologies. This approach has demonstrated its effectiveness in successful in building new partnerships, unearthing innovative ideas, and catalyzing private sector investment in adaptation that would otherwise not have been possible through the traditional GEF programming model.

142. Several private sector and other innovators involved in this program are engaging directly for the first time in a GEF project. These partners include large-scale agriculture commodity managers such as Nespresso; commercial financial institutions and fintech investors such as BFA Global; commercial banks such as BNP Paribas; investment fund managers such as South Pole Group; commercial insurance providers such as Willis Towers Watson; municipal governments; several SMEs and community organizations; and others. The abundance of submitted ideas and strong interest suggest that there is a significant impact potential to be gained from continuing to increase GEF's investment in catalyzing private sector innovation in climate resilience and CCA through this Program.

143. The expected impacts of projects supported through the first round of Challenge Program have been substantial, including in relation to the typical scale of impact of other LDCF- and SCCF-supported projects. Details on the first round of the Challenge Program have been presented in the previous reports of the GEF to the COP.

144. The 29<sup>th</sup> Meeting of the LDCF/SCCF Council considered a set of reflections on the first round of this Challenge Program, and approved recommendations for further maximizing the impact potential of the Program.<sup>77</sup> Guided by these recommendations, the GEF Secretariat launched the second call for concepts in mid-2021 with available LDCF and SCCF resources.

145. The second call for concepts took place in the reporting period, from July 25 to August 23, 2021.<sup>78</sup> 418 different concepts were submitted in this second round, by almost as many proponents, which were focused on 102 different countries. The submitted concepts varied in terms of type of their technology and private sector innovators who proposed the concepts, the climate hazards they aim to address, and the CCA strategies they propose to be advanced as

<sup>76</sup> GEF 2018, [GEF Programming Strategy on Adaptation to Climate Change for the LDCF and the SCCF and Operational Improvements July 2018 - June 2022](#), LDCF/SCCF Council Document GEF/LDCF.SCCF.24/03.

<sup>77</sup> GEF 2020, [Progress Report on the Least Developed Countries Fund and the Special Climate Change Fund](#), LDCF/SCCF Council Document GEF/LDCF.SCCF.29/05.

<sup>78</sup> [Call for Concepts: Challenge Program for Adaptation Innovation](#), July 2021.

practical transformative solutions. A high percentage of the concepts had a direct focus on NbS, and all had relevance to one or more of the GEF-7 IPs. Following the suggestion of the 30<sup>th</sup> meeting of the LDCF/SCCF Council, concepts that were shortlisted but not supported in the first round were invited to update their concepts and resubmit them in the second round.

146. Each of these concepts was reviewed by a technical committee, based on criteria conveyed in the call. Based on the review, 80 concepts were shortlisted for further assessment, until a set of ten winning concepts were defined that matched the funds available for this round of the Program, taking into consideration balance among regions, innovation strategies and proponents.

147. The ten winners of the second round were announced at UNFCCC COP 26 in the GCF-GEF Joint Pavilion on November 8, 2021.<sup>79</sup> This event was the best attended GEF event during the COP, and the related press release generated more views than any other GEF-featuring news item associated with COP 26.

148. The winning project concepts have all partnered with a GEF Agency for submission, review, and iteration of a PIF through the standard LDCF and SCCF project policies and procedures,<sup>80</sup> including the GEF Project and Program Cycle.<sup>81</sup>

---

<sup>79</sup> GEF, 2021, [GEF Challenge Program for Adaptation Innovation names 10 new winners](#), press release.

<sup>80</sup> See here for a set of [GEF Policies and Guidelines](#).

<sup>81</sup> GEF, 2018, [GEF Project and Program Cycle](#), GEF Document OP/PL/01.

**Table 9: Selected Concepts of the Challenge Program for Adaptation Innovation**

| Project Title   | Region/<br>Country | Proponent  | GEF<br>Agency | LDCF<br>support* (\$) | SCCF<br>support* (\$) | Primary Sector          | Type of Innovation                            | Status <sup>82</sup> |
|---|--------------------|--|---------------|-----------------------|-----------------------|-------------------------|---|----------------------|
| <b>Second Round (winning concepts announced at COP 26 in November 2021)</b>   |                    |  |               |                       |                       |                         |   |                      |
| <i>Acceleration of Fintech Enables Climate Resilience Solutions</i>   | Global             | BFA Global                                       | UNIDO         | 400,000               | 600,000               | Financial               | MSME incubation and acceleration              | PIF approved         |
| <i>Public-Private Blended Finance Facility for Climate Resilient Rice Landscapes</i>                                | Regional (Asia)    | WBCSD <sup>83</sup>                              | FAO           | 850,000               | 300,000               | Agriculture             | Supply chain resilience for agriculture       | PIF approved         |
| <i>Scaling Financial and Information Services for Smallholder Adaptation</i>  | Regional (Africa)  | CIAT   | FAO           | 1.20 million          | -                     | Multi-sector            | Climate information for decision-making       | PIF approved         |
| <i>SmartFarm: A Data and Digital Technology-driven Farm Management Solution for Climate Resilience</i>              | Regional (Africa)  | Cropin Technology Solutions                      | IFAD          | 960,000               | -                     | Financial               | Climate information for decision-making       | PIF approved         |
| <i>A private Investment Facility for Nature-based Coastal Climate Resilience</i>                                    | Global             | Earth Security                                   | UNIDO         | 1.10 million          | -                     | Coastal zone management | Transforming lending and investment practices | PIF approved         |
| <i>Systemic Resilience Methodologies in Infrastructure Investment Planning</i>                                      | Global             | World Resources Institute                        | UNIDO         | 350,000               | 950,000               | Multi-sector            | Transforming lending and investment practices | PIF approved         |
| <i>Investment Framework for Increasing Climate Change Adaptation Finance for Smallholders and Rural Communities</i> | Regional (Africa)  | Grameen Crédit Agricole Micro-finance Foundation | IFAD          | 440,000               | -                     | Agriculture             | Transforming lending practices                | PIF approved         |
| <i>Building Climate Resilience in Supply Chains for the</i>   | Regional (LAC)     | Heifer International                             | CI            | -                     | 1.00 million          | Agriculture             | Supply chain resilience for agriculture       | CEO approved         |

<sup>82</sup> Status is as at the end of the reporting period.<sup>83</sup> World Business Council for Sustainable Development

| Project Title   | Region/<br>Country  | Proponent                                    | GEF<br>Agency | LDCF<br>support* (\$) | SCCF<br>support* (\$) | Primary Sector                         | Type of Innovation                                      | Status <sup>82</sup>                         |
|---|---------------------|--|---------------|-----------------------|-----------------------|--|---|--|
| <i>Mobilization of Adaptation Funding</i>   |                     |  |               |                       |                       |  |   |  |
| <i>Certification of NbS Portfolios of Inclusive Financial Service Providers for Scaling Up Climate Adaptation Finance for Smallholder Farmers</i> | Regional (Asia)     | BNP Paribas                                  | IFAD          | 360,000               | 540,000               | Agriculture                            | Transforming lending practices                          | PIF approved                                 |
| <i>Net-Zero Adaptation Finance</i>  | Global              | Winrock                                      | FAO           | 950,000               | -                     | Multi-sector                           | Transforming investment practices and lending practices | PIF approved                                 |
| <b>First Round (winning concepts announced at COP 25 in December 2019)</b>  |                     |  |               |                       |                       |  |   |  |
| <i>Resilience for Peace and Stability, Food and Water Security Innovation Grant Program</i>   | Global              | Global Resilience Partnership                | UNDP          | 1.15 million          | -                     | Sustainable alternative livelihoods    | MSME incubation and acceleration                        | Approved by the CEO and under implementation |
| <i>Public-Private Partnerships for Coral Reef Insurance</i>   | Global (Asia, SIDS) | ADB  | ADB           | 483,333               | 916,667               | Coastal management                     | Insurance   |  |
| <i>Reviving High-quality Coffee to Stimulate Climate Change Adaptation in Smallholder Farming Communities</i>                                     | Regional (Africa)   | Nespresso and Clarmondial                    | IUCN          | 1.30 million          | -                     | Agriculture                            | Supply chain resilience                                 |  |
| <i>Piloting Innovative Financing for Climate Change Adaptation Technologies in Medium-sized Cities</i>  | Global              | Climate Technology Centre and Network (CTCN) | UNIDO         | 265,355               | 530,710               | Resilient infrastructure and transport | Innovative technology deployment and commercialization  |  |
| <i>CC Blend: Blended Finance Facility for Climate Resilience in Coffee and Cacao Value Chains</i>   | Regional (LAC)      | Banco de Fomento Agro-pecuario               | UNEP          | -                     | 1.25 million          | Supply chain resilience                | Micro-finance   |  |

| Project Title   | Region/<br>Country | Proponent                              | GEF<br>Agency | LDCF<br>support* (\$) | SCCF<br>support* (\$) | Primary Sector           | Type of Innovation                                     | Status <sup>82</sup> |
|---|--------------------|--|---------------|-----------------------|-----------------------|--------------------------|--|----------------------|
| <i>Adaptation Accelerator Program: Building Climate Resilience through Enterprise Acceleration</i>  | Global             | CI Ventures                            | CI            | 1.15 million          | -                     | Multi-sector             | MSME incubation and acceleration                       |                      |
| <i>Landscape Resilience Fund</i>  | Global             | South Pole                             | WWF-US        | 650,000               | 650,000               | Financial                | Transforming lending and investment practices          |                      |
| <i>Financial Tools for Small-scale Fishers in Melanesia</i>   | Regional (SIDS)    | Willis Towers Watson                   | WWF-US        | -                     | 1.15 million          | Coastal management       | Insurance  |                      |
| <i>Unmanned Aerial Vehicles (UAVs)/Drones for Equitable Climate Change Adaptation: Participatory Risk Management through Landslide and Debris Flow Monitoring</i> | Colombia           | MIT Environmental Solutions Initiative | CAF           | -                     | 549,905               | Disaster risk management | Innovative technology deployment and commercialization |                      |

\* Inclusive of GEF finance, Agency fees, and PPGs.

149. The \$20.0 million in GEF support for these MSPs is anticipated to generate significant impact, including 2.5 million direct beneficiaries (1.2 million female); 1.8 million ha under climate-resilient management; produce or strengthen 81 plans or policies to mainstream climate adaptation; and train 48,170 people (24,210 female) to address climate change; as well as catalyze \$231.2 million in co-financing.

150. Learning and knowledge sharing are undertaken through implementation, monitoring, and evaluation. They will help strengthen the individual projects' business models and contribute more broadly to the growing movement of private sector investment for climate change resilience and adaptation. Given the pioneering nature of all projects supported through this Program, numerous opportunities for synergies and knowledge sharing have been identified and acted upon during PIF approval and project development stages. These synergies and knowledge-sharing efforts are undertaken with a view to strengthen the different and often complementary innovative aspects of each of the projects.

151. The Challenge Program for Adaptation Innovation is a key element of the GEF Programming Strategy on Adaptation to Climate Change for the LDCF and SCCF and Operational Improvements July 2022 to June 2026.<sup>84</sup> In particular, the Challenge Program is an important program for implementation of the second priority areas of both the LDCF and SCCF, focused on strengthening innovation, technology transfer, and private sector engagement.

### **Partnerships to Enhance Action on Adaptation**

152. The GEF continues to be engaged in partnerships to enhance action and thought leadership on climate adaptation and resilience.

153. The GEF became a member of the World Adaptation Science Programme (WASP), joining a partnership with GCF, IPCC, UNEP, UNFCCC, UN University, and the World Meteorological Organization (WMO). The GEF also serves on the WASP management group.

154. In the reporting period, the GEF collaborated with the World Meteorological Organization (WMO) to contribute to the chapters on case studies and investments for the "2021 State of Climate Services Report", as well as the "2022 State of Climate Services Report".

155. As an Advisory Council member of the Global Resilience Partnership (GRP), the GEF participated in the GRP Advisory Council meeting on February 7, 2022. The GRP is a partnership of diverse organizations (currently, more than 60) working towards a world where vulnerable people and places can thrive in the face of shocks, uncertainty and change.

156. The GEF, together with the GCF, Adaptation Fund, Climate Investment Funds (CIF) and Nationally Appropriate Mitigation Action (NAMA) Facility, is part of the Climate Funds Collaboration Platform on Results, Indicators and Methodologies for Impact (CFCPI), which seeks to exchange ideas and best practices in the areas of results management, performance indicators, and methodologies for measuring impact and effectiveness. The CFCPI was born from a joint decision of the heads of the climate funds at COP 25, during the GCF Third Annual Dialogue of Climate Funds at COP 25.

157. The GEF, through a project titled *Strengthening Endogenous Capacities of Least Developed*

<sup>84</sup> GEF, 2022, [GEF Programming Strategy on Adaptation to Climate Change for the LDCF and SCCF and Operational Improvements July 2022 to June 2026](#), LDCF/SCCF Council Document GEF/LDCF.SCCF/C.32/04/Rev.01.

*Countries to Access Finance for Climate Change Adaptation*, is supporting twinning of universities in LDCs with international climate change policy and technical think tanks. The project is supporting 13 of the 15 current members of LDC Universities Consortium on Climate Change (LUCCC) to strengthen capacities of the LDCs to achieve scaled up and effective CCA by fostering sustained endogenous technical capacity for project development, policy mainstreaming and creation of an enabling environment for CCA.

### 3. Small Grant Program

158. Since its launch in 1992, the GEF SGP, implemented by UNDP, has been actively supporting community-based actions that lead to GEBs and sustainable development

159. The SGP provides grants of up to \$50,000 (and on average \$25,000) directly to CSOs and community-based organizations (CBOs) to undertake projects that address global environmental and sustainable development challenges. Since its inception in 1992, the SGP<sup>85</sup> has supported more than 26,800 projects in 136 countries providing grants<sup>86</sup> totaling \$724.9 million, including global and upgraded country programs. In addition, over \$876.9 million have been mobilized at the national level to co-finance these community-based SGP projects. The projects were executed by civil society and community-based groups, including indigenous peoples, women, youth, and persons with disabilities. More than \$372 million have been allocated by the GEF to support community solutions to climate change, which have leveraged over \$407 million in in-kind and cash co-financing.

#### Small Grants Program for Climate Change Mitigation

160. In GEF-7, the SGP's CCM strategy aimed at demonstrating and scaling up low-carbon, viable, and appropriate technologies and approaches to improve community energy access.

161. According to the latest SGP Annual Monitoring Report,<sup>87</sup> 234 CCM projects (19 percent of all SGP projects) were completed from July 2020 to June 2021, with total GEF funding amounting to \$18.3 million, including PPGs and Agency fees, and co-financing of \$21.3 million. The majority of the CCM projects in the portfolio focused on the application of low-carbon technologies (69 percent) - with renewable energy projects comprising 48 percent; while projects on the conservation and enhancement of carbon stocks accounted for 28 percent; and projects focusing on energy efficiency solutions made up 21 percent of the portfolio. Approximately 34 percent of the country programs addressed community-level barriers to deploy low-GHG technologies. The SGP CCM projects approved from July 2020 to June 2021 will help restore 198,492 hectares of forests and non-forest lands that contribute towards enhancing carbon stocks; demonstrate, scale-up and replicate a total 82 typologies of community-oriented and locally adapted energy access solutions; and benefit 25,627 households from energy access, increased incomes, health benefits and improved services.

162. As a frontline community program, the SGP also supported communities and civil society partners in facing the challenges posed by the COVID-19 pandemic. To facilitate effective response, the SGP has aligned its efforts with the GEF and UNDP strategies on addressing the

<sup>85</sup> The SGP is currently active in 129 countries.

<sup>86</sup> For the Section on the SGP, the terms "grant" and "project" are used indistinctively to refer to the projects that civil society and CBOs execute with funding from small grants.

<sup>87</sup> [https://sgp.undp.org/our-approach-153/monitoring-and-evaluation/item/download/2344\\_5c206df537305dd080bb2ea2a588b54f.html](https://sgp.undp.org/our-approach-153/monitoring-and-evaluation/item/download/2344_5c206df537305dd080bb2ea2a588b54f.html)



COVID-19 pandemic by developing guidance notes to the SGP country programs on possible measures and approaches. The SGP country program teams swiftly contributed to immediate response and relief efforts at the onset of the pandemic, in close coordination with UNDP country offices and other United Nations agencies, in many cases leveraging resources and serving as a delivery mechanism of the initiatives. With regard to energy access, which is key for pandemic response and green recovery, the SGP incorporated green recovery considerations, supporting health facilities, digital technologies and green jobs that are in line with the CCM focal area strategy. The SGP support specifically targeted the most vulnerable populations (e.g., women, indigenous peoples, youth, and persons with disabilities) to amplify the country response and reduce negative impacts.

163. In supporting community-level actions for implementation of the Paris Agreement, with an increased focus on the NDCs, the SGP focuses on the following initiatives: (i) promotion of renewable and energy-efficient technologies providing socio-economic benefits and improving livelihoods, including innovative and catalytic financing; and (ii) support of off-grid energy service needs in rural and urban areas. The SGP will support innovative technologies and approaches with initial catalytic financing and then encourage broader deployment and upscaling.

164. The SGP focuses on capacity building, knowledge management, and systematization, putting in place enabling frameworks and mechanisms at the community level and partners with national and global initiatives to ensure that innovations are implemented based on programmatic approach creating larger impacts.

165. The SGP utilizes its proven mechanisms such as the CSO-Government-Private Sector dialogues to galvanize a “whole society” effort to raise the ambition for climate action, help shape green recovery strategies, hold local and national governments accountable, and ensure inclusion of community voices and priorities in national and/or local efforts to enhance and implement the commitments from the NDCs, taking into consideration the pandemic response and recovery policies.

166. For example, in the reporting period, the SGP supported the project by the *Association Initiatives Climat* in Morocco to innovate and promote low-carbon solutions to address energy access issues impacting local communities. Green charcoal, made with plant waste or agricultural residues, also referred to as organic coal or vegetal coal, serves an alternative to charcoal that requires large quantities of wood to produce. Green charcoal brings several social benefits, such as: reduction in women’s unpaid work due to fuelwood collection and time available for other productive uses; health benefits with reduced exposure to pollution; economic benefits as it is cheaper than charcoal; and environmental benefits with reduced GHG emissions. In addition, its highly decentralized production provides income-generating activities for grassroots community organizations and young green entrepreneurs. The Association has also initiated a South-South cooperation program “Climate Initiatives Francophone Africa / ICAF” across 15 countries with the aim of identifying and replicating transferable solutions that can contribute to the realization of respective NDCs. To advance related technical knowledge and entrepreneurship, the project supports the establishment of an African green charcoal cluster that brought together experienced charcoal producers who provided tailored advice to community stakeholders. Two new technologies were also developed to produce green charcoal: a prototype of an improved furnace for ecological and secure carbonization of the raw material, and a prototype of a press for the compaction and production of green charcoal. A technical manual and an e-training module on green charcoal have also been developed supporting 60 African producers to embark on the

sustainable production of green charcoal.

#### 4. Innovations in Blended Finance

167. A two-pillar strategy to engage with the private sector was applied in GEF-7. The first pillar was focused on blended finance through the NGI Program (with \$136.0 million allocated); and the second pillar that worked with the private sector as an agent for market transformation. This two-pillar strategy was aligned with UNFCCC guidance to the GEF received at COP 23, which encouraged the GEF to further enhance engagement with the private sector for the development of climate technology projects and to further expand the use of NGIs.

168. The NGI Program built on the successful pilot program in GEF-6 and continued to address innovative approaches for blended finance. In GEF-7, the Program has also strengthened transparency and addressed constraints revealed in GEF-6 by selecting projects following a competitive selection process through rounds of open calls for proposals to Agencies every six months.

169. In GEF-7, the GEF launched six calls for proposals and received 44 project proposals, requesting more than four times the amount available for the NGI Program. The Council approved 10 projects, out of which nine projects generates CCM-related benefits. These nine projects amounted to a total of \$107.7 million of GEF financing and leverage \$2.3 billion in co-financing (1:21), including more than \$1.4 billion from the private sector.

170. Out of the ten NGI projects approved in GEF-7, nine are expected to generate CCM benefits. The Program supported innovative financial structure to reach scale by participating listed funds, investment platforms, risk-sharing facilities and first-loss guarantee for bond issuance. Out of the nine projects with CCM benefits, six projects will support agriculture, forestry and other land use (AFOLU) and deforestation-free commodity value-chain activities by providing patient capital helping proof-of-concept of new business models. For example, with GEF support as junior equity, the AGRI3 Fund will provide guarantees in loans provided by partner banks, catalyzing additional private commercial transactions on sustainable agriculture and forest conservation. Three projects will support renewable energy and energy efficiency activities by providing fast-tracked flexible financing to those industries (energy access companies and tourism – hotel industry specifically) that were hard hit by the COVID-19 pandemic.

171. In the reporting period, two calls for proposals were held resulting in two selected projects, amounting to \$17.8 million and leveraging \$156.2 million in co-financing. Both projects will generate both CCM and CCA benefits.

172. In the fifth call for proposals that closed in July 2021, the GEF received two project proposals and selected one project. The selected project, *Green Finance and Sustainable Agriculture in the Dry Forest Ecoregion of Ecuador and Peru*, supports the conservation of biodiversity in prioritized territories of the dry forests in Ecuador and Peru, by financing sustainable agricultural practices (which include climate-smart agriculture), building capacities and transferring technology to small and medium-sized farms. The financing of sustainable agriculture practices at adequate financial terms and conditions will be enabled through the issuance of one or more green bonds in Ecuador and Peru that will benefit from the guarantees provided by GEF and CAF. The guarantees will act as credit enhancements, thereby improving the terms of financing of the issuers, and their on-lending terms for the small holder farmers in that region. The project will provide more than 5,500 loans with on-lending of \$33 million, restoring 10,000 ha of

native dry forest and support sustainable use of 170,000 ha of lands with GHG emission reduction amounts to be confirmed in the CEO endorsement phase.

173. The sixth call for proposals was launched in November 2021 and resulted in the Council approval of one project. The selected project, *the Selva Fund*, will provide adequate finance and technical assistance to SMEs that contribute to the protection and restoration of the Amazon Forest, while supporting sustainable livelihoods for local communities in the Amazon regions of Brazil, Colombia, Ecuador and Peru. The Selva Fund will be part of the Bond Issuance Program (BIP) project, a scalable platform that will launch multiple bond issues for six underlying funds, representing a highly diversified loan portfolio across thousands of SMEs, multiple geographies, and sectors. The project targets to invest in around 60 SMEs, directly benefiting more than 324,000 people. The Fund is expected to result in more than 280,800 ha of land restored and 805,810 ha of lands under improved practices, avoiding 50.6 Mt CO<sub>2</sub> eq of GHG emissions.

## 5. Support for the Enhanced Transparency Framework and other Enabling Activities

### Overview of GEF Support for Enabling Activities

174. Since its inception, the GEF has supported various types of climate change related EAs, including NCs, BURs, BTRs, and NAPAs. They fulfil essential communication requirements under the UNFCCC and provide information to enable policy and decision-making. In addition, in the reporting period, the GEF has significantly scaled up its support to BTRs under the Paris Agreement, after operationalizing the modalities for BTR support towards the end of the previous reporting period.

175. Since its inception, the GEF has funded 472 EAs with \$589.7 million from the GEFTF and the LDCF, including Agency fees. Of this amount, 421 EAs have been supported with \$577.5 million (**Error! Reference source not found.**0 and **Error! Reference source not found.**) from the GEFTF, in support of NCs, BURs, TNAs and BTRs. According to both the Updated Co-Financing Policy and its previous iteration, co-financing is encouraged for EAs, but is not required.<sup>88</sup>

176. In the reporting period, the GEF financed, through the GEFTF, 18 EAs, in the amount of \$48.2 million, inclusive of GEF project financing and Agency fees. This includes a large Umbrella Program approved by the 62<sup>nd</sup> GEF Council Meeting, which will provide funding for up to 50 BTRs. Annex 2 lists EAs approved under the GEFTF in the reporting period.

177. Since inception and as at June 30, 2022, a total of 206 BURs have been approved for GEF funding in 132 countries, a total of 521 NCs have been approved for GEF funding in 152 countries, and a total of 49 BTRs have been approved for GEF funding in 48 countries.<sup>89</sup>

178. Information on the status of resources approved by the GEF for the preparation of BTRs, BURs and NCs from non-Annex I Parties will be submitted as an addendum to this report.

**Table 10: Cumulative GEF Trust Fund Enabling Activities Projects by Region**

<sup>88</sup> GEF, 2018, [Updated Co-Financing Policy](#), Council Document GEF/C.54/10/Rev.01 and GEF, 2014, [Co-Financing Policy](#), Council Document GEF/C.46.09.

<sup>89</sup> The difference between number of BTRs and number of countries supported is related to the fact that one country (Brazil) has opted to use a portion of their STAR allocation to request support for the preparation of BTR1 and BTR2 within the same submission.

| Region            | Number of projects | GEF amount (\$ million)* | Co-financing (\$ million) |
|-------------------|--------------------|--------------------------|---------------------------|
| Africa            | 118                | 49.1                     | 22.7                      |
| Asia              | 91                 | 96.7                     | 114.5                     |
| ECA               | 63                 | 28.0                     | 7.1                       |
| LAC               | 115                | 106.2                    | 128.5                     |
| Global / Regional | 34                 | 297.5                    | 45.7                      |
| <b>Total**</b>    | <b>421</b>         | <b>577.5</b>             | <b>318.5</b>              |

\* Including Agency fees.

\*\* Up to June 30, 2022.

**Table 11: GEF Trust Fund Enabling Activities Projects by Phase**

| Phase                 | Number of projects | GEF amount (\$ million)* | Co-financing (\$ million) |
|-----------------------|--------------------|--------------------------|---------------------------|
| GEF Pilot (1991-1994) | 8                  | 34.1                     | 9.5                       |
| GEF-1 (1994-1998)     | 96                 | 49.3                     | 10.8                      |
| GEF-2 (1998-2002)     | 105                | 49.8                     | 17.6                      |
| GEF-3 (2002-2006)     | 36                 | 83.2                     | 10.5                      |
| GEF-4 (2006-2010)     | 8                  | 56.1                     | 31.2                      |
| GEF-5 (2010-2014)     | 59                 | 111.6                    | 102.4                     |
| GEF-6 (2014-2018)     | 58                 | 82.7                     | 18.2                      |
| GEF-7 (2018-2022)     | 51                 | 110.7                    | 118.3                     |
| <b>Total</b>          | <b>421</b>         | <b>577.5</b>             | <b>318.5</b>              |

\* Including Agency fees.

179. The LDCF has supported the preparation of 51 NAPAs since its inception, in the total amount of \$12.2 million. All requests for NAPAs from LDCs have been financed in the previous reporting periods and no additional request was received in this reporting period.

### Enhanced Transparency Framework

180. The modalities, procedures, and guidelines for the ETF for action and support referred to in Article 13 of the Paris Agreement were adopted in December 2018 at COP 24 and CMA 1.3. The GEF, as an operating entity of the Financial Mechanism, was requested to support developing country Parties in preparing their first and subsequent BTRs. This request was reiterated in December 2019 in decision 7/CMA.2.

181. The GEF organized the first informal consultation meeting on BTRs on June 18, 2020, where possible modalities and support options were discussed with the representatives of countries and institutions engaged in UNFCCC reporting support. Following the feedback received at that meeting, the GEF further developed programming modalities and guidelines and organized the second informal consultation meeting on November 17, 2020. Country representatives, the Consultative Group of Experts (CGE), the UNFCCC Secretariat and relevant GEF Agencies took part in these consultations.

182. The GEF prepared an information document on the subject for the 59<sup>th</sup> GEF Council meeting, which was held on December 7-11, 2020.<sup>90</sup> A notification on the availability of support for preparation of BTRs was sent by the CEO to GEF operational focal points (OFPs) of 144 eligible

<sup>90</sup> GEF, 2020, [Information Note on the Financing of the Biennial Transparency Reports for Developing Country Parties to the Paris Agreement](#), Council Document GEF/C.59/Inf.19.

countries on February 18, 2021.

183. Since the circulation of the notification of support, the GEF Secretariat has worked closely with Agencies to facilitate BTR preparations by countries.

184. The GEF has been supporting BTRs in the following ways:

Under the first modality, countries can access up to \$484,000 for the preparation of a stand-alone BTR.

Under the second modality, countries can access up to \$517,000 for the preparation of a combined BTR and NC.

Under the third modality, countries can access financing of maximum \$200,000, additional to an ongoing EA project.

185. Countries can access resources for the BTR preparation at full cost, from the climate change focal area set-aside resources. If countries require additional resources, they can utilize resources from their STAR allocation.<sup>91</sup>

186. In February 2022, the GEF organized the third BTR informal consultation in response to the CMA 3 guidance to estimate the cost to developing countries of implementing the ETF.<sup>92</sup>

187. The GEF prepared an information note on the update of the cost structure for the financing of BTRs for the 62<sup>nd</sup> GEF Council meeting, which was held on June 21-23, 2022.<sup>93</sup> The indicative costing for the three modalities for supporting the preparation of BTRs was updated based on the feedback received during the third BTR informal consultation and upon further analysis by the GEF Secretariat.

188. As a result, the total indicative cost has been increased as follows, effective from the beginning of the GEF-8 period on July 1, 2022:

- (a) Under modality 1, from \$484,000 to \$600,000 for a stand-alone BTR;
- (b) Under modality 2, from \$517,000 to \$633,000 for a combined BTR and NC;
- (c) Under modality 3 (additional financing or top-up), the total indicative cost has been increased proportionally to the increase of a stand-alone BTR (modality 1) from up to \$200,000 to up to \$250,000. Modality 3 will be initiated in January 2023.

189. As part of this information document, and in response to the CMA 3 guidance regarding the potential of combining the application processes for support for producing BTRs and provision of an avenue for Parties to apply for funding for more than one report, the GEF Secretariat plans to make available support for countries to access two BTRs and/or one NC (as applicable) as part of the same EA. A notification by the GEF CEO of the update of the cost structure for the financing

<sup>91</sup> To date, Brazil, India, Mexico, Nigeria and Malaysia have chosen to utilize STAR resources to complement available set-aside resources.

<sup>92</sup> Information is available at: <https://www.thegef.org/events/third-informal-consultation-financial-support-biennial-transparency-reports>

<sup>93</sup> GEF, 2022, [Information Note on the Update to the Financing of Biennial Transparency Reports for the Developing Country Parties to the Paris Agreement](#), Council Document GEF/C.62/Inf.15.

of BTRs was sent by the GEF CEO to GEF OFPs, UNFCCC Focal Points and the UNFCCC Secretariat on July 7, 2022.

190. In the reporting period, the GEF has approved BTR support for 38 countries with a total of \$45.9 million in resources. This includes an umbrella program approved by the 62<sup>nd</sup> GEF Council Meeting, to be implemented by the UNEP, which will provide funding for up to 50 BTRs, 25 of which have received a letter of endorsement from the respective GEF OFPs within this reporting period. Of the 38 countries, 23 (Burkina Faso, Cameroon, Central African Republic, Chile, Comoros, Cook Island, Democratic Republic of Congo, Ecuador, Eswatini, Fiji, Gabon, Gambia, Georgia, Kyrgyz Republic, Lesotho, Mexico, Mongolia, Montenegro, Morocco, Namibia, Niger, St. Kitts and Nevis, and Zimbabwe) are using Modality 2 and intend to submit their first BTR along with their next NC, while the other 15 (Burundi, Costa Rica, Cote d'Ivoire, Ghana, Guinea-Bissau, India, Malaysia, Mauritius, Republic Moldova, Pakistan, Panama, Rwanda, Sierra Leone, St. Lucia, and Viet Nam) are utilizing Modality 1.

191. Parties may submit an adaptation communication as a component of, or in conjunction with, a BTR, in line with Decision 9/CMA.1. To date, none of the EA projects supporting the preparation of the first BTR and/or NCs, which have been submitted to GEF in the reporting period, has included a request for supporting an adaptation communication.

192. The GEF provided an update to Parties on June 5, 2022, during the 56<sup>th</sup> meeting of the UNFCCC SBI, on the provision of financial and technical support to developing country Parties and responded to questions from Parties. The discussion covered the support provided by the GEF for preparation of NCs and BURs for the reporting period of July 1, 2019, to June 30, 2020, the operation of the CBIT, the support provided by the GSP, and the funding arrangements for preparation of BTRs.<sup>94</sup>

193. In addition, the GEF has carried out awareness-raising and outreach efforts on the support available for BTRs using various channels. For example, the GEF participated in a side event organized by the Partnership on Transparency in the Paris Agreement (PATPA)<sup>95</sup> on November 10, 2021, at COP 26, and presented the three modalities to access BTR financial support to African francophone countries. The GEF also participated in a side event organized by the UNFCCC on June 9, 2022, during the 56<sup>th</sup> session of the Subsidiary Bodies, titled “Supporting the Implementation of the MRV Arrangements and Enhanced Transparency Framework” and provided an oral update on the progresses made on the preparation of BTRs.

## **Capacity Building Initiative for Transparency**

### *CBIT Trust Fund Capitalization*

194. The CBIT TF was established in September 2016. At COP 22, twelve donors issued a joint statement expressing their intention to support the CBIT TF by pledging over \$50 million. The CBIT TF received the first donor contributions prior to COP 22 and the GEF Secretariat approved the first set of projects under the CBIT subsequently.

195. Originally, the CBIT TF was expected to accept contributions until June 30, 2018 (the end of the GEF-6 period). However, the GEF Council, at its 54<sup>th</sup> meeting in June 2018, decided to extend

<sup>94</sup> <https://unfccc.int/documents/276638>

<sup>95</sup> [Partnership on Transparency in the Paris Agreement](#)

the CBIT TF contribution and project approval deadline to October 31, 2018, to accommodate additional voluntary contributions.<sup>96</sup>

196. As at June 30, 2022, the Trustee had received a total amount of \$61.6 million from 14 donors.<sup>97</sup> This figure represents the full pledged amount by all participating donors according to their respective contribution agreements with the CBIT TF (Annex 7).

197. From late 2016 to October 2018, the GEF had approved 44 CBIT projects using resources from the CBIT TF. Within two years of its establishment, the CBIT TF successfully programmed all available resources - amounting to \$58.3 million, or 94.6 percent of the total contributions. The amount includes GEF project financing, PPGs and Agency fees.

198. The remaining resources, amounting to \$3.2 million, have been set aside to cover CBIT TF administrative costs until the date of its termination on April 30, 2025, which is 18 months after the final Trustee commitment and cash transfer date of October 31, 2023.

#### *CBIT Support under GEF-7*

199. The GEF-7 Programming Directions include specific provisions for CBIT support through the CCM focal area. This is in line with the document "Establishment of a New Trust Fund for the Capacity Building Initiative for Transparency",<sup>98</sup> which states that the CBIT efforts will be an integral part of GEF's climate change support for GEF-7 financed by the GEFTF under regular replenishment. According to the agreed GEF-7 Resource Allocation Framework, \$55.0 million have been allocated to the CBIT.<sup>99</sup>

200. As at June 30, 2022, \$91.4 million have been programmed under the GEF-7 for CBIT projects, which is higher than \$55 million allocated for CBIT set-aside resources. The GEF has reallocated set-aside resources available from the related EA support for the remaining GEF-7 period to continue to review and approve new CBIT project proposals in alignment with its Programming Directions and in response to COP guidance.

#### *CBIT Operationalization*

201. The total CBIT project portfolio as at June 30, 2022 comprises 88 projects - of which 82 are individual country projects, one is a regional project (including four countries) and five are global projects. These 86 countries represent 55.8 percent of all 154 non-Annex I Parties, an increase from 46.8 percent compared to June 30, 2021. The total CBIT support amounts to \$144.6 million, including GEF project financing, PPGs and Agency fees. Out of the 88 projects approved to date, 44 were supported with CBIT TF resources and 44 were supported with GEFTF resources.

202. In the reporting period, the GEF Secretariat approved fifteen national projects<sup>100</sup> with \$25.7 million of GEF project financing, PPGs and Agency fees (Annex 2).

<sup>96</sup> GEF, 2018, [Joint Summary of the Chairs](#), 54<sup>th</sup> GEF Council meeting.

<sup>97</sup> Australia, Belgium, Canada, Germany, Ireland, Italy, Japan, Netherlands, New Zealand, Norway, Sweden, Switzerland, United Kingdom and United States of America.

<sup>98</sup> GEF, 2016, [Establishment of a New Trust Fund for the Capacity Building Initiative for Transparency](#), Council Document GEF/C.50/05.

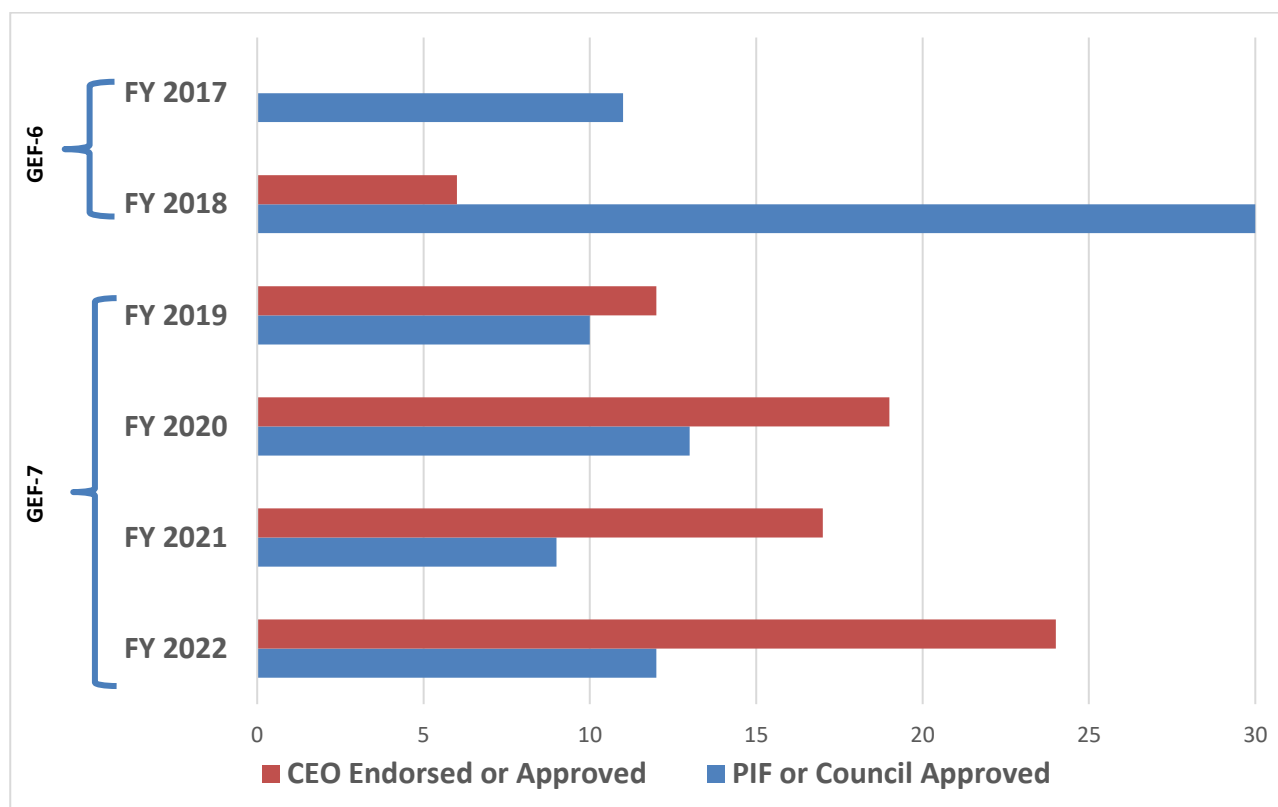
<sup>99</sup> GEF, 2018, [Summary of the Negotiations of the Seventh Replenishment of the GEF Trust Fund](#), Council Document GEF/C.54/19/Rev.02.

<sup>100</sup> These projects are in Barbados, Brazil, Burundi, Chad, Ecuador, Lesotho, Malaysia, Nepal, Nigeria, Solomon Islands, Tajikistan, United Republic of Tanzania, Tunisia, Uzbekistan, and Vanuatu.

203. Out of the 88 projects in the CBIT portfolio, ten projects are at the concept stage and currently under development, while 78 projects (or more than 88 percent of the CBIT project portfolio) have been approved or endorsed by the CEO and are in the implementation stage.

204. Out of the 78 approved or endorsed projects, 72 projects were approved or endorsed in GEF-7, while six projects were approved or endorsed in GEF-6. This indicates that the CBIT portfolio is maturing as a majority of projects have completed the design and approval stages and have transitioned to the implementation phase (Figure 8).

**Figure 8: Project Status of CBIT Portfolio by Fiscal Year (FY17 to FY22)**



205. Through these projects, 29 LDCs and 16 SIDS (of which three are both LDC and SIDS) have been supported in their efforts to enhance transparency.<sup>101</sup>

206. The Africa region has the most approved CBIT projects (32 projects including one regional project; \$47.4 million), followed by LAC (22 projects; \$37.4 million), Asia (20 projects; \$33.8 million) and ECA (nine projects; \$11.5 million). Five CBIT projects (\$14.5 million) with a global scope have been approved.

207. Based on 2018 GHG emissions data, non-Annex I Parties, including China and India, that received financial support under the CBIT, account for approximately 79.9 percent of total GHG emissions from non-Annex I Parties and 52.7 percent of global GHG emissions.<sup>102</sup>

208. The CBIT projects have so far been supported by seven out of 18 GEF Agencies, providing countries with a larger choice of Agency partners compared with projects for NCs and BURs. UNEP

<sup>102</sup> Using 2018 data from the World Resources Institute's (WRI) Climate Watch. World Resources Institute, Climate Watch. Available online at: <https://www.climatewatchdata.org/>



has the largest share with 36 projects, followed by UNDP with 20 projects, FAO with 18, CI with eight, IADB with three projects, one project implemented by the Foreign Environmental Cooperation Center of the Ministry of Ecology and Environment of China, and one by WWF-US. One project is jointly implemented by UNDP and UNEP.

209. The country projects respond to nationally identified priorities and are thus specific to each country's transparency-related capacity-building needs. Overall, the approved CBIT project proposals continue to address the eligible programming activities set forth in the CBIT Programming Directions.<sup>103</sup>

210. Figure 9 illustrates the percentage of approved CBIT projects that included a particular type of activity in their proposal, while also showing the overall proportion of project activity types as they relate to one another. The percentages in the figure represent a count of occurrences of type of activity across the portfolio and are not correlated to the amount of resources designated for specific activities. Since one project may have several of these individual categories, the percentages overlap and do not add up to 100 percent.

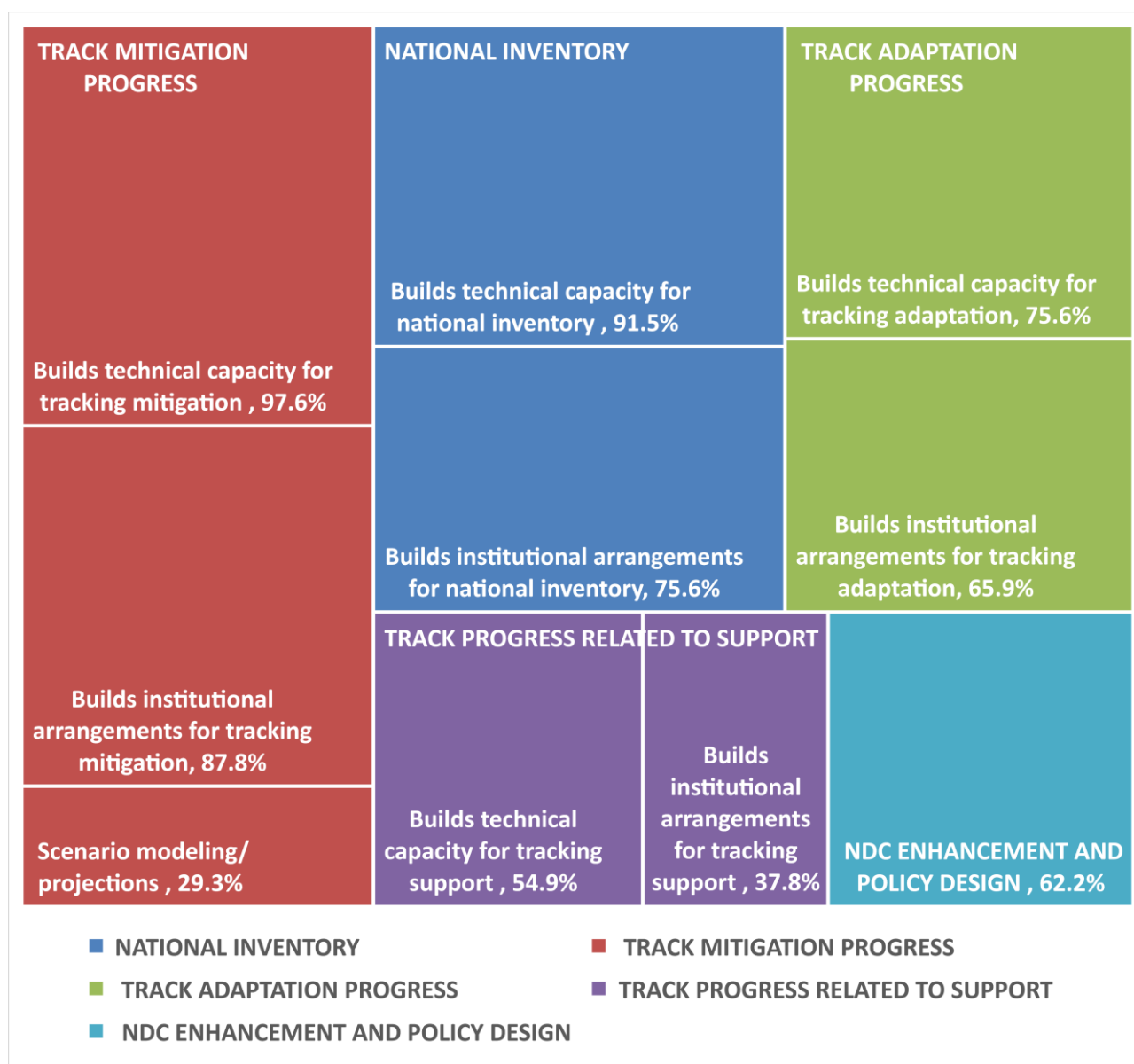
211. To better understand the CBIT project portfolio, each project was categorized according to the prioritized areas of support. The area of support corresponds to the key elements of the EFT, including capacity building for national inventories, to track CCM and CCA progress, and to track progress related to support needed and received, and NDC enhancement and review.

212. CBIT support is primarily used by countries to develop the necessary institutional arrangements and build their technical capacity to track CCM progress (87.8 percent and 97.6 percent of projects, respectively). Furthermore, 29.3 percent of projects include developing projections or scenario modeling as a component. This is encouraging, as it indicates that the CBIT is assisting countries with some of the more advanced and complex aspects of the transparency requirements under Article 13 of the Paris Agreement.

213. Since establishing national GHG inventories (GHGIs) is a first step in meeting transparency requirements, a high percentage of countries (91.5 percent) have a strong component related to building technical capacities for the national inventory and related institutional arrangements (75.6 percent). A significant number of projects also include a component for building capacities for tracking CCA progress - with 75.6 percent focused on building technical capacities and 65.9 percent on developing relevant institutional arrangements.

214. About 62.2 percent of country projects aim for NDC enhancement and policy review - an important aspect for longer-term impact of projects. Among individual country projects, 42.7 percent have included a specific component for enhancing measurement and transparency of GHG emissions from the AFOLU sector, reflecting the relative importance of this sector.

<sup>103</sup> GEF, 2016, [Programming Directions for the Capacity-Building Initiative for Transparency](#), Council Document GEF/C.50/06.

**Figure 9: CBIT Project Priorities per Type of Activity (as at June 30, 2022)**

215. Early observations and findings from country case studies have been shared in the Progress Report on the CBIT prepared for the GEF Council.<sup>104</sup> Additional insights and lessons learned will be gathered from project implementation reports (PIRs) as projects go through the required monitoring and evaluation activities of the project cycle.

#### *CBIT Coordination and Engagement*

216. In the reporting period, the GEF Secretariat continued to carry out tasks associated with the CBIT, such as reviews of CEO approvals of project concepts, monitoring and management of the project portfolio, consultations with countries and Agencies, reporting to the UNFCCC, and participation in UNFCCC-related activities. The Progress Report on the CBIT was presented to every Council meeting, as an information document.<sup>105</sup> The CBIT web page was regularly updated,

<sup>104</sup> GEF, 2022, [Progress Report on Capacity-building Initiative for Transparency](#), Council Document, GEF/C.62/Inf.05.

<sup>105</sup> Ibid.

including links to approved project documents.<sup>106</sup>

217. In spite of the pandemic-related challenges since March 2020, the GEF has continued to facilitate coordination with other initiatives supporting transparency, including the Initiative for Climate Action Transparency (ICAT), the Coalition on Paris Agreement Capacity Building, PATPA, the NDC Partnership, and others.

218. The GEF CEO and Secretariat staff engaged in various outreach and knowledge exchange opportunities, including the following:

- (a) High-level panel discussion organized by the GEF Secretariat at COP 26 on November 6, 2021 on “Enhancing Climate Ambition through Increased Transparency: Perspectives on the Progress and Role of CBIT”;
- (b) Side event organized by the UNFCCC at COP 26 on November 6, 2021 on “Support opportunities available to developing country Parties for implementing measurement, reporting and verification (MRV) and ETF”;
- (c) Collaboration with #Data4BetterClimateAction campaign at COP 26 event on November 9, 2021 on “The value of transparency to advance national priorities while fulfilling climate reporting”;
- (d) Transparency event at COP 26 on November 10, 2021 “From the BUR to the Preparation of a First BTR: Challenges and Opportunities for Francophone Countries in Africa”, organized by the French cluster of PATPA;
- (e) Virtual discussion on the Paris Committee on Capacity Building (PCCB), organized by the UNFCCC on March 15, 2022.
- (f) Webinar on “Learning from experiences to increase forest data transparency for climate action,” organized by FAO on March 23, 2022.
- (g) Side event on “Support opportunities available to developing country Parties for implementing MRV arrangements under the Convention and ETF under the Paris Agreement,” organized by UNFCCC at the Bonn Climate Change conference (SBI 56 and SBSTA 56) on June 9, 2022.

219. Opportunities for consultations among partners play an increasingly important role as implementation experiences and lessons learned become available. The GEF is committed to discussing ongoing and planned activities and sharing experiences with partners, particularly in order to enhance coordination of activities at the national and regional levels.

#### *CBIT Outlook*

220. Programming for CBIT resources has progressed rapidly over the last three years of the GEF-7 period, responding to country requests to address their capacity needs and gaps well ahead of the transition to the enhanced transparency framework. This demand and successful programming have also meant that the notional set-aside resources agreed upon at the GEF-7

<sup>106</sup> <https://www.thegef.org/topics/capacity-building-initiative-transparency-cbit>

replenishment have been utilized quickly.

221. Strengthened and continued engagement of CBIT is expected in FY23. As the 2024 deadline for the submission of the BTR nears, it is anticipated that there will be a growing demand for the CBIT to provide support to developing countries to help strengthen the institutional and technical capacities to meet the ETF requirements. Additionally, the GEF Secretariat expects to receive requests for support for a second phase for CBIT projects from developing countries. As GEF support for BTR is increased, there will be opportunities for countries to explore interlinkages and further align their BTR and CBIT projects.

222. As pandemic restrictions are lifted, the GEF Secretariat will explore options for convening the CBIT Global Coordination meeting, and associated consultations in FY23. The GEF will continue to facilitate coordination with partners, respond to donor inquiries, and engage with the UNFCCC process and relevant meetings on transparency. Furthermore, the GEF Secretariat will develop and disseminate targeted communication products on the CBIT and good practices, engage in webinars and events to share results and insights, and partner with major multilateral and bilateral transparency initiatives.

223. Finally, the GEF Secretariat will continue to undertake monitoring and review functions of its portfolio in collaboration with the GEF Agencies. Regular reporting on the CBIT progress and results to the GEF Council, UNFCCC bodies, as well as coordination with partners will continue, with additional focus on implementation progress.

### **National Communications and Biennial Update Reports<sup>107</sup>**

224. The GEF continues to provide full-cost funding for NCs and all requests to support NCs have been met by the GEF. Since January 1, 2022, BUR support for Parties to the Paris Agreement was phased out and replaced with support for the BTRs.<sup>108</sup>

225. There are currently four options for countries to access GEF resources for NCs and BTRs. In the first option, countries can work with a GEF Agency of their choice to develop a project proposal. In the second option, countries can be part of a UNEP umbrella project for NCs and BTRs. In the third option, countries can access the set-aside resources directly from the GEF Secretariat. Fourthly, those countries that wish to utilize additional resources can use their STAR allocation to complement the set-aside resources.

226. In the reporting period, 25 non-Annex I Parties submitted their NCs, and 12 non-Annex I Parties submitted their BURs to the UNFCCC. The GEF, through its Agencies, continues to provide assistance to Parties in formulating project proposals identified in their NCs (in accordance with Article 12 of the Convention and decision 5/CP.11) and BURs.

227. In order to submit any project proposal for approval, GEF Agencies need to ensure the proposal's consistency with country's national priorities. A country confirms its endorsement of a proposal by providing a letter signed by the GEF OFP. Following the proposal submission, the GEF, as a prerequisite for approval, examines and confirms its linkage to national priorities or programs. All projects approved by the GEF in the reporting period have been confirmed to explicitly

<sup>107</sup> The GEF plans to submit an addendum to the COP report on the status of resources approved by the GEF Secretariat for the preparation of NCs, BURs and BTRs from Parties not included in Annex I by October 1, 2022.

<sup>108</sup> GEF, 2020, [Information Note on the Financing of Biennial Transparency Reports for Developing Country Parties to the Paris Agreement](#), Council Document GEF/C.59/Inf.19, paragraph 21.

correspond to national priorities, including those identified in NCs, BURs, TNAs and NDCs, as applicable.

*Global Support Program for National Communications, Biennial Update Reports and Nationally Determined Contributions*

228. The GSP for NCs, BURs and NDCs provided support to non-Annex I Parties to prepare NCs and BURs submitted to the UNFCCC. The Program also provided technical guidance and assistance for the identification of priority areas of support for the implementation of the NDC. The GSP started its operation in late 2015 and provided support to more than 140 countries in Africa, Asia and the Pacific, LAC and ECA through a wide range of activities at national and regional levels. The Program concluded in September 2021, after which support is provided through an integrated program that brings together the GSP and the CBIT Global Coordination Platform (GCP), entitled CBIT GSP.

229. The first outcome targeted under the GSP was “sustainable national institutional arrangements for climate change reporting established in non-Annex I countries”. The GSP contributed to this outcome by providing enhanced capacities in more than 65 countries, through individual peer exchange, regional networks and national, regional, or global workshops/webinars.

230. The GSP also worked with international partners to develop twelve guidelines, studies or toolkits and translate ten training materials. These materials, available on the GSP website,<sup>109</sup> include guidance documents on intended NDCs (INDCs), GHGIs, use of 2006 IPCC software, CCM assessments and NDC tracking, climate vulnerability and CCA assessments, enabling transparency in the AFOLU sector, linkages between REDD+ and GHGIs, integration of gender considerations into MRV, developing MRV roadmaps, and utilizing Low Emissions Analysis Platform (LEAP) and Greenhouse Gas Abatement Cost Model (GACMO) tools. They also include 14 best practice cases from beneficiary countries.

231. From July to September 2021, the GSP prepared reports and publications on the implementation of NDCs, baselines for CCM actions for the energy and AFOLU sectors, benefits and limitations of scenario-modelling tools, and lessons learned from integrating gender considerations into the MRV framework. The GSP also prepared a global assessment of GHGI capacities, in collaboration with Institute for Global Environmental Strategies (IGES) and GHG Management Institute (GHGMI). These resources are available in English, and some of them in Arabic, Chinese, French, Portuguese, Russian, and Spanish. These resources contributed to the achievement of outcome 2 of the Program “NC and BUR data and analyses available and used by a greater number of government ministries and provincial resources managers for planning purposes”.

232. Additionally, the GSP organized, co-organized and/or co-funded 40 regional workshops, 35 national workshops and more than 60 webinars, counting with the participation of representatives from more than 100 developing countries. The GSP also assisted 58 countries in reviewing 52 GHGIs, 24 NCs, and 21 BURs. Due to the COVID-19 pandemic, the GSP activities in the reporting period focused on virtual training events and webinars. The GSP had a truly global reach: it engaged 141 non-Annex I parties (92 percent of all non-Annex I parties, 96 percent of all LDCs, and 100 percent of all SIDS), thereby contributing to outcome 3 of the GSP “National teams are better able to apply UNFCCC reporting guidelines for the preparation of NCs and BURs and

<sup>109</sup> <https://www.un-gsp.org/>

countries are equipped with the understanding, technical basis and information needed to identify, prepare, consult and communicate nationally determined contributions to the UNFCCC 2015 agreement”.

233. From July to September 2021, the GSP continued the provision of support to the 13 established MRV networks, promoting peer exchange and training/support in the Africa, Asia, ECA and LAC regions. According to GSP outcome 4 “National and/or regional climate change information networking enhanced”, GSP networks continually promote peer exchange in collaboration with governments. At least twelve country exchanges were conducted with GSP support. Thanks to this network approach, the GSP team was able to respond to specific country requests addressed to the program and organized regional trainings (as mentioned above) in collaboration with international partners such as GIZ, UNFCCC and the MRV Hub.

234. The GEF is funding the continuation of the GSP, taking into consideration the requirements of the ETF for action and support which was established with Article 13 of the Paris Agreement. The GSP and CBIT Global Coordination Platform (GCP) have thus been merged and entered a second phase. The merged support for ETF, called the CBIT GSP, is under implementation until the end of 2026, and focuses on the provision of global streamlined support, capacity building and coordination, to help developing countries meet enhanced transparency requirements under Article 13 of the Paris Agreement.

235. The CBIT GSP will capitalize on the experiences of the two previous projects and aims at enhancing the support, capacity, peer learning and exchange among countries and in providing a one-stop-shop for transparency at the global level. It will continue the successful experience of regional networks in providing assistance closer to where it is needed through direct support to countries, regional interventions, knowledge products, and peer learning.

### **Capacity building**

236. Capacity building is a key theme of GEF projects, and it is embedded in the design of both CCM and CCA projects. In addition, capacity building for EAs and fulfillment of Convention obligations is identified as a distinct objective in a large number of projects.

237. The UNFCCC capacity-building framework identifies 15 priority areas for capacity building, as listed in decision 2/CP.7:

- (a) Institutional capacity building, including the strengthening or establishment, as appropriate, of national climate change secretariats or national focal points;
- (b) Enhancement and/or creation of an enabling environment;
- (c) NCs;
- (d) National climate change program;
- (e) GHGIs, emission database management, and systems for collecting, managing and utilizing activity data and emission factors;
- (f) Vulnerability and adaptation assessment;
- (g) Capacity building for implementation of adaptation measures;

- (h) Assessment for implementation of mitigation options;
- (i) Research and systemic observation, including meteorological, hydrological and climatological services;
- (j) Development and transfer of technology;
- (k) Improved decision making, including assistance for participation in international negotiations;
- (l) Clean Development Mechanism;
- (m) Needs arising out of the implementation of Article 4, paragraphs 8 and 9, of the Convention;
- (n) Education, training and public awareness; and
- (o) Information and networking, including the establishment of databases.

238. In the calendar year 2021, the GEFTF, LDCF and SCCF portfolios supported 131 stand-alone and MFA projects (22 CBIT, 83 CCM and 26 CCA) with various capacity-building priorities listed above, in the form of technical assistance. The total GEF funding for supporting these capacity-building activities in 2021 amounted to approximately \$346.1 million. Of these activities, 65 projects provided support to 70 SIDS and LDCs with capacity-building activities amounting to \$102.8 million.

239. These projects cut across 11 out of the 15 UNFCCC-defined priority areas for capacity building (a, b, c, e, f, g, h, i, j, n and o). The majority of CCM projects address support for NCs, education, training and public awareness, enhancement of enabling environments and institutional capacity building. Projects supported by the CBIT focus on institutional capacity building and GHGIs, emission database management and systems for collecting, managing and utilizing activity data and emission factors. For CCA projects, efforts include capacity building for implementation of CCA measures, education, training and public awareness, and enhancement of enabling environments.

240. The GEF continues to support the implementation of Article 6 of the Convention and the Doha Work Program, including by providing financial resources to non-Annex I Parties, in particular African countries, LDCs and SIDS. In 2021, the GEF provided more than \$98.4 million towards education, training and public awareness through its regular CCM and CCA programming. In addition, many NC EAs contain components that provide support for education, training and public awareness.

## **6. TECHNOLOGY TRANSFER**

241. The transfer of low-carbon and climate-resilient technology has been a key cross-cutting theme for the GEF since its establishment. The GEF-7 climate change focal area strategy was specifically designed to support developing countries in making transformational shifts towards low-emission and climate-resilient development pathways. To achieve this goal, the strategy emphasizes three fundamental objectives, one of which is to promote innovation and technology transfer for sustainable energy breakthroughs. In GEF-7, partnership with the private sector was a



key priority in promoting technology transfer and deployment.

242. Similarly, the results framework for the LDCF and SCCF in the 2018-2022 Adaptation Strategy included an outcome on “technologies and innovative solutions piloted or deployed to reduce climate-related risks and/or enhance resilience” under CCA Objective 1: Reducing vulnerability and increase resilience through innovation and technology transfer for CCA. Therefore, the entire GEF climate change portfolio can be characterized as supporting technology transfer as defined by the IPCC and by the technology transfer framework adopted by COP 7.<sup>110</sup>

243. In GEF-7, for CCM, a total of 49 programs and projects with technology transfer objectives or element were approved, with \$338.8 million in GEF funding, including PPGs and Agency fees, and \$4,801.6 million in co-financing. For CCA, a total of 80 projects were approved under GEF-7, which include financing toward CCA Objective 1 to reduce vulnerability and increase resilience through innovation and technology transfer for CCA, totaling \$376.4 million, inclusive of GEF project financing, PPGs and Agency fees, and leveraged \$1,604.7 million in co-financing.

244. In the reporting period, for CCM, one PFD<sup>111</sup> and 21 projects with technology transfer objectives or elements were approved with \$59.9 million in GEF funding, including PPGs and Agency fees, and \$700.1 million in co-financing.<sup>112</sup> This amount includes one global project and two regional projects. For CCA, twenty projects were approved that include financing toward CCA Objective 1, totaling \$69.3.0 million, inclusive of GEF project financing, PPGs and Agency fees, and leveraged \$262.9 million in co-financing. Seventeen of these projects supported under CCA Objective 1 were approved with financing from the LDCF while three are MTF with SCCF. Detailed project descriptions are provided in Annexes 2 and 3.

245. The CCM project *Accelerating Low-carbon Circular Economy Through Cleantech Innovation Towards Sustainable Development in Pakistan* is an example of an innovative approach for scaling up climate action and creation of green jobs in Pakistan, integrating renewable energy, energy efficiency, and waste management. The project focuses on identifying innovative cleantech solutions and business model ideas and providing entrepreneurial skills and business growth support; providing direct support to early stage cleantech SMEs to enhance the capacity and competitiveness for business growth; Pakistan’s private sector’s potential and contribution as cleantech solution providers; and leveraging market opportunities embedded in CCM. The project will also increase the institutional capacity of key national players, as well as regional and local institutions, to engage in cleantech acceleration and commercialization in Pakistan.

246. An example of a CCA project on technology transfer approved in the reporting period is Co-management of Climate Extremes for Agriculture Resilience via Innovative Technologies for Irrigation in Sao Tome and Príncipe, implemented by AfDB, and executed by the Sao Tome and Príncipe’s Ministry of Agriculture and Rural Development. This project promotes innovative technologies and co-management of drought, flood, and water depletion for irrigation as a means to increase the resilience of the farming systems in two districts São Tomé and Príncipe. The project will introduce water resource management technologies and solutions to address water-related climate risks, including technologies that are new to the country

<sup>110</sup> Decision 4/CP.7.

<sup>111</sup> This is the Addendum to the project *Africa Minigrids Program*.

<sup>112</sup> These projects are aligned with the objective of CCM-1: Promote innovation, technology transfer, and supportive policies and strategies. They include projects categorized in the areas of renewable energy, energy efficiency and low-carbon transportation.



247. Constructive dialogue has been established with respective GEF Agencies to enhance synergies and avoid duplication of work on technology transfer activities. The GEF Secretariat regularly attends the biannual Technology Executive Committee (TEC) meetings, and the CTCN has been encouraged to utilize GEF national dialogues and expanded constituency workshops (ECWs) as entry points to facilitate further coordination with GEF OFPs to explore potential cooperation in a country-driven manner.

248. The CTCN continues to encourage all the national designated entities (NDEs) to liaise with their respective GEF OFPs and enhance collaboration through scaling up of projects and develop common approach to decision making on technology transfer-related matters. Specifically, in the reporting period, in conjunction with the preparation and approval of the MSP under GEF-7 *Piloting Innovative Financing for Climate Adaptation Technologies in Medium-sized Cities*, the CTCN engaged the NDEs and the GEF OFPs of Antigua and Barbuda, Lao People's Democratic Republic and Mozambique. The NDEs and the GEF OFPs in these three countries collaborated in, provided feedback on, and facilitated the design of the project.

249. The GEF Secretariat participated in, and/or observed, key discussions supporting the development of technology transfer initiatives in the reporting period. Examples include:

- (a) 23<sup>rd</sup> meeting of the TEC on September 7-10 and September 13, 2021;
- (b) CTCN Donor Roundtable and Technical Meeting organized on the margins of the 2021 Climate Investment Summit, September 8, 2021;
- (c) 18<sup>th</sup> meeting of the CTCN Advisory Board on September 13-15, 2021;
- (d) 24<sup>th</sup> meeting of the TEC on March 22-25 and March 28, 2022; and
- (e) 19<sup>th</sup> meeting of the CTCN Advisory Board on March 28-30, 2022.

250. Going forward, technology transfer is expected to continue to be at the core of the programming directions for GEF-8. Indeed, the first pillar of the GEF-8 climate change focal area investment, titled "Promote innovation, technology development and transfer, and enabling policies for mitigation options with systemic impacts", is entirely devoted to supporting technology transfer. The investment windows that are supported by this Pillar I include promoting efficiency in the use of energy and materials, supporting the transition to decarbonized power systems and further scaling up zero-emission mobility. The GEF will continue to explore opportunities for further collaboration in support of technology transfer and innovation with the CTCN, as consistent with national priorities and based on country demand.

251. The GEF programming strategy on adaptation to climate change for the LDCF and SCCF for the period of 2022-2026 is focused on promoting technology transfer and innovation. Support to technology transfer will continue to be a priority of both the LDCF and SCCF. Specifically, priority area 2 of the SCCF programming strategy focuses on "Strengthening Technology Transfer, Innovation and Private Sector Engagement". The SCCF's technology transfer window is expected to support this priority area. In addition, the LDCF and SCCF will continue to explore areas of collaboration with the CTCN, as consistent with national priorities and based on countries' requests.

### **Poznan Strategic Program on Technology Transfer**

252. After COP 14 welcomed and renamed GEF's Strategic Program on Technology Transfer to the Poznan Strategic Programme on Technology Transfer (PSP), the GEF submitted a plan for the long-term implementation of the PSP to COP 16.<sup>113</sup> The GEF submission included the following elements to further scale up investments in environmentally sound technologies (ESTs) in developing countries in accordance with the GEF climate change focal area strategy, and to enhance technology transfer activities under the UNFCCC:<sup>114</sup>

- (a) Support for climate technology centers and a climate technology network;
- (b) Piloting priority technology projects to foster innovation and investments;
- (c) Public Private Partnerships for technology transfer;
- (d) TNAs; and
- (e) GEF as a catalytic supporting institution for technology transfer.

253. The GEF initially funded the PSP under GEF-4 (2006-10). Initial funding for the PSP totaled \$50 million, with \$30 million from GEFTF country allocations, \$5 million from the GEFTF set-aside and \$15 million from the SCCF, leveraging co-financing of \$228.8 million. GEF-5 funding for the elements of the long-term implementation of the PSP was primarily from a combination of country allocations under the STAR (for CCM projects) and global and cross-focal area set-asides (for TNA global projects and public-private partnerships). The SCCF and LDCF provided funding for CCA pilot projects. All CCM and CCA projects under GEF-4 and GEF-5 with technology-related objectives were part of the PSP.

254. In GEF-6 (2014-18) and GEF-7 (2018-22), technology transfer has been embedded in the GEF programming strategy, along with elements of the PSP, which are funded from country STAR allocations or set-asides in each funding period. Technology transfer projects continue to be country-driven and require demonstrating alignment to national priorities included in national climate strategies and plans, as well as TNAs. The funding for TNAs continued under GEF-6 and GEF-7 through a focal area set-aside for the LDCs and SIDS.

255. The following sub-sections describe the status of the projects funded under the PSP in GEF-4 and GEF-5, with most of them closed or nearing closing. Project descriptions in Annex 5 also include challenges and lessons learned in the implementation of active PSP projects.

## Regional Climate Technology Activities

256. The GEF has supported four regional projects and the CTCN through a global project, listed in Table 12. Out of these five projects, three have been completed and two projects are still under implementation. The detailed description of activities of the ongoing projects is provided in Annex 5. These projects received funding from the GEFTF for CCM as well as from the SCCF-B for CCA. The regional projects have been generating lessons learned to help inform the Technology Mechanism, in particular the CTCN, and facilitate the coordination and cooperation on climate technology development and transfer through regional and sub-regional coordination mechanisms

<sup>113</sup> UNFCCC, 2010, [Report of the Global Environment Facility on the progress made in carrying out the Poznan strategic programme on technology transfer](#), SBI Document FCCC/SBI/2010/25.

<sup>114</sup> Three of the long-term elements (piloting projects, TNAs, and GEF as a catalytic supporting institution) are a direct continuation and scaling up of the three elements of the initial PSP. See UNFCCC, 2013, [Report of the Global Environment Facility to the Conference of the Parties](#), COP Document FCCC/CP/2013/3, Annex, Paragraph 140.

and partnerships; such as the establishment of Regional Coalition on Circular Economy in the LAC region, targeted support to address specific barriers to adoption of climate technologies in SMEs by EBRD's FINTECC project, mainstreaming climate technology development, transfer and investment into planning in those Asian countries that received GEF's support under Pilot Asia-Pacific Climate Technology Network and Finance Center of the ADB and UNEP project, among other.

**Table 12: GEF Projects for Regional Climate Technology Transfer and Financing Centers and the CTCN**

| Title   | Region           | Agency    | GEF financing<br>(\$ million) |       | Co-financing<br>(\$ million) | Status   |
|---|------------------|-----------|-------------------------------|-------|------------------------------|--|
|   |                  |           | GEFTF*                        | SCCF* |                              |  |
| <i>Promoting Accelerated Transfer and Scaled-up Deployment of CCM Technologies through the CTCN</i> | Global           | UNIDO     | 1.8                           | 0     | 7.2                          | Completed - Terminal evaluation report (TER) available on the GEF Portal |
| <i>Pilot Asia-Pacific Climate Technology Network and Finance Center</i>                             | Asia and Pacific | ADB/ UNEP | 10.0                          | 2.0   | 74.7                         | Completed –TER available on the GEF Portal                               |
| <i>Pilot African Climate Technology Finance Center and Network</i>                                  | Africa           | AfDB      | 10.0                          | 5.8   | 89.0                         | Under implementation - Extended until June 2023                          |
| <i>Finance and Technology Transfer Center for Climate Change</i>                                    | ECA              | EBRD      | 10.0                          | 2.0   | 77.0                         | Under implementation - Extended until December 2023                      |
| <i>Climate Technology Transfer Mechanisms and Networks in LAC</i>                                   | LAC              | IDB       | 10.0                          | 2.0   | 63.4                         | Completed – TER available on the GEF Portal                              |

\* Includes GEF project financing, PPGs and Agency fees.

257. In response to invitations from SBI 37, 39, 40, 41, 42, 45, 46, 47, 48, 49, 50 and 51, the GEF Secretariat, the CTCN and GEF Agencies have on numerous occasions consulted on the collaboration between the CTCN and the regional technology and finance centers to further develop projects and partnerships and disseminate the projects' products and outcomes, including in the reporting period. The GEF Secretariat circulates an annual survey to all GEF Agencies of ongoing projects supported under the PSP in an effort to support enhanced information sharing among the regional centers and the CTCN (see Annex 5).

258. The two ongoing projects on regional climate technology networks and finance centers have continued to coordinate and collaborate with the CTCN, in order to strengthen the global and regional networks for supporting the development and deployment of climate technologies, as described in Annex 5.

### National Climate Technology Activities

259. Eleven national climate technology projects have been implemented, in accordance with guidance from COP decision 2/CP.14. The funding from the GEFTF and SCCF-B for these projects amounted to \$51.6 million, inclusive of GEF project financing, PPGs and Agency fees,<sup>115</sup> and the

<sup>115</sup> See Annex 5 for details on financing.

total co-financing amounted to \$223.2 million and \$5.7 million, respectively.

260. As at June 30, 2022, nine out of eleven projects have been completed. These nine projects were in Cambodia, Chile, China, Colombia, Eswatini, Kenya, Jordan, Russian Federation, Senegal, Sri Lanka and Thailand. Two projects remain under implementation: in Côte d'Ivoire and Mexico.

261. These eleven projects have addressed both CCM and CCA and have been diverse and innovative. They have included renewable energy (solar, biomass, wind), energy efficiency (insulation materials, efficient and hydro-chlorofluorocarbon (HCFC)-free appliances), transport ("green" trucks), and composting. Membrane drip irrigation, flood- and drought-resistant crops with sustainable land management (SLM) practices were included as CCA-related technologies.

262. In response to SBI 36 conclusions, the GEF requested the GEF Agencies to provide updates to further elaborate on the experiences gained and lessons learned in carrying out the PSP pilot projects, and the progress made by the GEF Agencies in the delivery of technology transfer. The activities implemented by the eleven projects included demonstration, policy and standard development and capacity-building. They have identified and trained local companies and technicians to adopt innovative technologies.

263. SBI 45 encouraged the GEF to share the mid-term evaluations of the PSP climate technology transfer and finance centers and pilot projects with the TEC and the CTCN, as available. As required, the Agencies of these eleven GEF projects submitted mid-term review (MTR) reports and TERs, along with implementation status reports, to the GEF. The MTR reports of all these projects were shared with the TEC and CTCN.

### Technology Needs Assessments

264. The GEF provides support for developing countries to undertake TNAs. This reporting period corresponds to the implementation phase of the fourth TNA project (*TNA phase IV*) that supports 17 LDCs and SIDS, as approved by the GEF Council in June 2019 and subsequently endorsed by the CEO in July 2020. All 17 countries have established the institutional structure for the TNA project implementation, including nomination of their TNA coordinator through the UNFCCC focal point, and establishment of a Steering Committee and sectoral working groups. Three countries have submitted their TNA reports. Total GEF financing for this project is \$5.0 million from the CCM set-aside, inclusive of GEF project financing and Agency fees. As at March 2022, \$1.1 million or 22.0 percent of the resources have been disbursed. The project consists of two components: (i) TNA and development of technology action plans (TAPs); and (ii) evaluations. The participating countries are:

- (a) Africa and the Middle East: Comoros, Ethiopia, Guinea-Bissau, Lesotho, Somalia, South Sudan and Yemen.
- (b) Asia and the Pacific: Kiribati, Maldives, Niue, Papua New Guinea, Solomon Islands, Timor-Leste, Tonga and Tuvalu.
- (c) LAC: Bahamas and Saint Kitts and Nevis.

265. In the reporting period, the *TNA Phase IV* project conducted the following capacity building and outreach activities:

- (a) “First regional capacity building workshop”, October 2021, virtual, with 23 participants from seven countries;
- (b) Two technical support missions in the African region, in collaboration with the Regional Centre. Online inception workshops were held in three countries with the virtual presence of the Regional Centre;
- (c) Four bilateral meetings were held with TNA coordinators on the margins of COP 26;
- (d) Two new guidebooks were published: “Climate Technologies in an Urban Context” and “Indigenous Peoples and Climate Technologies”.

266. The GEF started supporting TNA projects in 2009, with the first TNA project concept under the PSP, *Global TNAs - Phase I*, approved by the LDCF/SCCF Council in April 2009 and endorsed by the CEO in September 2009. Project implementation by UNEP started in October 2009 and was completed in April 2013. Total SCCF-B funding for this project was \$9.0 million, inclusive of GEF project financing and Agency fees.

267. The second TNA project concept (*TNA phase II*) to support 28 countries was approved by the GEF Council in April 2013 and endorsed by the CEO in August 2014. Total GEF funding for this project was \$6.69 million, inclusive of project financing and Agency fees. Project implementation began in November 2014 and was completed in 2021. Two countries that already participated in TNA Phase I (Kazakhstan and Lao People’s Democratic Republic) were supported in concluding their TAP reports.

268. The third TNA project concept (*TNA phase III*) to support 22 SIDS and LDCs and Ukraine was approved by the GEF Council in June 2016 and endorsed by the CEO in March 2018. The revised completion date is September 2022. Total GEF financing for this project is \$6.5 million from the CCM focal area set-aside and \$0.3 million from Ukraine’s STAR allocation, inclusive of GEF project financing and Agency fees. As at March 2022, the project has disbursed \$4.3 million, or 63.3 percent.

269. As at March 2022, *TNA Phase III* project progress is as follows:

All 22 countries have established the institutional structure for the TNA project implementation, including nomination of their TNA coordinator through the UNFCCC focal point, and establishment of a Steering Committee and sectoral working groups;

All the 22 countries have finalized TNA reports. Through identification and prioritization of key CCM and CCA technologies, several countries have been using these reports to update their NDCs as well as in preparing the BURs and as inputs to other national processes;

20 countries have completed their Barrier Analysis and Enabling Framework (BAEF) reports, while the remaining countries are finalizing them;

13 TAPs have been submitted. The remaining countries are working on their draft TAP reports.

Countries are working on their project concept notes and advocacy/policy briefs. Six final concept notes were submitted, and nine countries finalized their policy briefs.

270. The project has conducted the following outreach activities in the reporting period:<sup>116</sup>

- (a) Two new publications in November 2021, “From Needs to Implementation: Stories from the Technology Needs Assessment” and March 2022 “Experience from Preparing Gender-responsive TNAs”;
- (b) Release of six news stories and one podcast on the TNA website;
- (c) Virtual Event “Enhancing Means of Implementation through Technology Needs Assessments”, in July 2021;
- (d) Webinar “The Role of Development Co-operation in Climate-related Technology Transfer” together with the Organisation for Economic Co-operation and Development (OECD) Secretariat, in December 2021; and
- (e) Seven events co-organized at COP 26 to facilitate TNA experience sharing, in November 2021

271. In addition, the TNA Phase III project has closely collaborated with the CTCN in the preparation of a joint publication on scaling up investments in climate technologies.<sup>117</sup>

Furthermore, the project has regular exchanges with the CTCN on how technical assistance can be provided to countries in support of implementing TNA outputs, including TAPs.

272. Overall, the GEF has supported more than 90 developing countries to undertake TNAs. The details of the support to the developing countries under Phases I-III were reported in the previous reports of the GEF to the COP.

273. Under the GEF-7 Programming Directions, support for TNAs is possible using national STAR allocations. No country has chosen to use its national STAR allocation for TNA support in the reporting period. LDCs and SIDSs continue to be eligible to draw on the global CCM set-aside. Going forward, and following COP guidance, the GEF-8 Programming Directions are explicit in stating that support for TNAs is available for LDCs and SIDSs which have not yet undertaken a TNA and wish to do so. Other countries will continue to be able to use their national STAR allocations.

### PART III: GEF’S RESPONSE TO THE COP GUIDANCE

#### 1. GEF RELEVANCE FOR THE GLASGOW CLIMATE PACT

274. At COP 26, Parties adopted the Glasgow Climate Pact,<sup>118,119</sup> aiming to turn the 2020s into a decade of climate action and support. The package of decisions consists of a range of items, including strengthened efforts to build resilience to climate change, to curb GHG emissions, and to

<sup>116</sup> Information on these outreach activities is available at: <https://tech-action.unepdtu.org/>

<sup>117</sup> <https://tech-action.unepdtu.org/wp-content/uploads/sites/2/2021/11/2021-10-perspectives-scaling-up-investments-web-3.pdf>

<sup>118</sup> UNFCCC, 2022, *Report of the Conference of the Parties on its twenty-sixth session, held in Glasgow from 31 October to 13 November 2021, Addendum Part two: Action taken by the Conference of the Parties at its twenty-sixth session, Decision 1/CP.26*, FCCC/CP/2021/12/Add.1.

<sup>119</sup> UNFCCC, 2022, *Report of the Conference of the Parties serving as the meeting of the Parties to the Paris Agreement on its third session, held in Glasgow from 31 October to 13 November 2021*, FCCC/CMA/2021/10/Add.1.

provide the necessary finance for both.

275. The Glasgow Climate Pact reaffirmed the role of the GEF as one of the operating entities of the Financial Mechanism of the Convention and the Paris Agreement and encouraged the GEF to consider ways to increase the financial resources allocated for climate as part of the eighth replenishment process. The GEF was also requested to continue to facilitate improved access to the CBIT by developing country Parties. The Glasgow Climate Pact welcomed the recent pledges made to the LDCF, recognizing significant progress compared with previous efforts, and urged the developed country Parties to at least double their collective provision of climate finance for adaptation to developing country Parties from 2019 levels by 2025.

276. Other matters of relevance to the GEF include: enhanced finance mobilization to deliver the scale of resources needed to achieve climate plans; innovative approaches and instruments for mobilizing finance for adaptation from private sources; importance of international collaboration; and importance of non-Party stakeholders, including civil society, indigenous peoples, local communities, youth, children, local and regional governments and other stakeholders in contributing to progress towards the goals of the Paris Agreement; consideration of how vulnerability to the adverse effects of climate change could be reflected in the provision and mobilization of concessional financial resources and how they could simplify and enhance access to finance.

## **2. THE PARIS AGREEMENT, COP 26, CMP 16 AND CMA 3 DECISIONS AND SBI 52-55 AND SBSTA 52-55 CONCLUSIONS**

277. The Paris Agreement and related COP decision affirmed the role of the GEF as part of the Financial Mechanism of the Convention. In accordance with the Article 9 of the Paris Agreement, the GEF is committed to serve the Paris Agreement as its financial mechanism.

278. The COP 26, CMP 16 and CMA 3 in 2021 provided specific guidance to the GEF, while the conclusions of SBI 52-55 as well as SBSTA 52-55 also contain matters of relevance to the GEF. Key topics include: appreciation for new contributions to the LDCF and SCCF; improvement of efficiency in the GEF project cycle; continued support for technology through TNAs; progress on capacity-building activities, including those related to the ETF requirements under the Paris Agreement (CBIT and BTRs); and increased collaboration with the CTCN for support to technology transfer activities.

279. As the financing mechanism serving several multilateral environment conventions, the GEF support for climate action through systemic interventions can also contribute to addressing other global environmental priorities. In particular, the GEF recognizes the interlinked global crises of climate change and biodiversity loss, and the potential for NbS in delivering benefits for climate adaptation, mitigation and multiple co-benefits.

280. The GEF continues to be responsive to previous relevant COP, CMP and CMA guidance by incorporating it into its CCM and CCA strategies, through approval of projects and programs, and by adapting its policies and procedures. Table 13 provides the updated GEF's response to the decisions by COP, CMP and CMA, and SBI and SBSTA conclusions.

**Table 13: Decisions by the COP 26, CMP 16 and CMA 3, Conclusions of SBI 52-55 and SBSTA 52-55, and GEF's Response**

| COP 26 Decision <sup>120</sup> / CMP 16 Decision <sup>121</sup> / CMA 3 Decision <sup>122</sup> / SBI 52-55 Conclusion <sup>123</sup> / SBSTA 52-55 Conclusion <sup>124</sup>  | GEF's Response   |
|--|--|
| <b>COP 26 Decisions</b><br><b>Decision 1/CP.26: Glasgow Climate Pact</b>   |  |
| <b>Paragraph 13:</b><br><i>Welcomes</i> the recent pledges made by many developed country Parties to increase their provision of climate finance to support adaptation in developing country Parties in response to their growing needs, including contributions made to the Adaptation Fund and the Least Developed Countries Fund, which represent significant progress compared with previous efforts;              | <p>The GEF appreciates pledges of \$413 million in total to the LDCF<sup>125</sup> made at the Ministerial Dialogue and Pledging Session for the LDCF and SCCF held on the margins of COP 26 in Glasgow.</p> <p>The GEF looks forward to additional contributions to the LDCF and SCCF in the GEF-8 period.</p>  |
| <b>Paragraph 14:</b><br><i>Calls upon</i> multilateral development banks, other financial institutions and the private sector to enhance finance mobilization in order to deliver the scale of resources needed to achieve climate plans, particularly for adaptation, and encouraged Parties to continue to explore innovative approaches and instruments for mobilizing finance for adaptation from private sources; | <p>The GEF-8 Programming Strategy on Adaptation to Climate Change outlines enhanced innovation, technology transfer, and private sector engagement as key priorities for both LDCF and SCCF programming. The strategy outlines a set of entry points for innovation and private sector engagement, including risk sharing to catalyze private sector investment; MSME incubation and acceleration; inclusive microfinance for smallholder farmers; technology innovation and deployment; and enabling conditions for private sector investment. One of the ways by which the LDCF and SCCF will increase their support in this area is through the Challenge Program for Adaptation Innovation, which has demonstrated its ability to engage non-traditional partners, and bring their ideas and resources for CCA action in support of the most vulnerable.</p> |
| <b>Paragraph 28:</b><br><i>Urges</i> the operating entities of the Financial Mechanism, multilateral development banks and other financial institutions to further scale up investments in climate action, and <i>calls for</i> a continued increase in the scale and effectiveness of climate finance from all sources globally, including grants and other highly concessional forms of finance;                     | <p>The GEF-8 Programming Strategy confirms the role of the GEF as a provider of grants and other forms of highly concessional climate finance to developing countries and integrates the consideration of climate change results across all its focal areas. GEF-8 will also continue to offer to developing countries other forms of concessional finance through its Blended Finance Global Program to help unlock, mobilize and scale-up private financing.</p> <p>The GEF Programming Strategy on Adaptation to Climate Change for the LDCF and SCCF (2022-2026) also reaffirms</p>  |

<sup>120</sup> COP 26 decisions are available at: <https://unfccc.int/event/cop-26>

<sup>121</sup> CMP 16 decisions are available at: <https://unfccc.int/event/cmp-16>

<sup>122</sup> CMA 3 decisions are available at: <https://unfccc.int/event/cma-3>

<sup>123</sup> SBI 52-55 conclusions are available at: <https://unfccc.int/event/sbi-52-55>

<sup>124</sup> SBSTA 52-55 conclusions are available at: <https://unfccc.int/event/sbsta-52-55>

<sup>125</sup> The GEF Secretariat organized the Ministerial Dialogue and Pledging Session for the LDCF and SCCF on the margins of COP 26 in Glasgow on November 9, 2021 and generated a substantial pledge of \$413 million for the LDCF. Twelve donors (Belgium, the Belgian region of Wallonia, Canada, Denmark, Estonia, France, Germany, Ireland, Netherlands, Sweden, Switzerland and the United States of America) made these historic pledges to the LDCF on that occasion.



| COP 26 Decision <sup>120</sup> / CMP 16 Decision <sup>121</sup> / CMA 3 Decision <sup>122</sup> / SBI 52-55 Conclusion <sup>123</sup> / SBSTA 52-55 Conclusion <sup>124</sup>   | GEF's Response  |
|---|---|
|   | the catalytic role of the two funds in scaling CCA finance in the LDCs and presents scenarios to mobilize additional support to countries. The LDCF will continue to provide grant financing. The SCCF will be primarily grant-based, with opportunities for non-grant support.   |
| <p><b>Paragraph 30:</b><br/> <i>Emphasizes</i> the challenges faced by many developing country Parties in accessing finance and <i>encourages</i> further efforts to enhance access to finance, including by the operating entities of the Financial Mechanism</p>  | <p>The GEF takes note of the encouragement to undertake further efforts to enhance access to finance and continues to work towards streamlining its operational procedures and increasing efficiency of access to its funds.</p> <p>GEF-8 strategy incorporates some important shifts in key areas to increase operational efficiency and support to recipient countries.</p> <p>The GEF Secretariat is committed to work with the rest of the GEF Partnership to take actions to identify further streamlining, consolidation and increased efficiency of GEF operations.<sup>126</sup></p> <p>These adjustments will enable the GEF to pursue a more effective, responsive, and agile delivery model.</p> |
| <p><b>Paragraph 40:</b><br/> <i>Urges</i> developed country Parties, the operating entities of the Financial Mechanism, United Nations entities and intergovernmental organizations and other bilateral and multilateral institutions, including non-governmental organizations and private sources, to provide enhanced and additional support for activities addressing loss and damage associated with the adverse effects of climate change</p> | <p>While the GEF has not received a specific mandate to support loss and damage, it has been supporting activities that help countries address and mitigate risk, such as early warning systems and insurance, within the scope of CCA.</p> <p>In GEF-8, this support will continue, with a focus on bridging climate information value-chain gaps, expanding access to early warning systems, and striving for greater user uptake and application of climate information services under the GEF Programming Strategy on Adaptation to Climate Change for the LDCF and SCCF (2022- 2026).</p>  |
| <b>Decision 4/CP.26: Long-term climate finance</b>  |   |
| <p><b>Paragraph 2:</b><br/> Welcomes the recent pledges made to the Adaptation Fund (totaling USD 356 million) and to the Least Developed Countries Fund (totaling USD 605.3 million);</p>  | <p>As mentioned in response to paragraph 13 of decision 1/CP.26 above, the GEF appreciates the pledges of \$413 million in total to the LDCF.</p>   |
| <p><b>Paragraph 22:</b><br/> <i>Reiterates</i> that the secretariat, in collaboration with the operating entities of the Financial Mechanism, United Nations agencies and bilateral, regional and other multilateral channels, will continue to explore ways and means to</p>   | <p>The GEF continues to provide support to developing country Parties in assessing their needs and priorities in a country-driven manner, including technology and capacity-building needs, and in translating climate finance needs into action. Among other efforts, the GEF continues to provide resources for the CBIT, TNAs, and other initiatives such as ECWs, in an effort to enhance the</p>   |

<sup>126</sup> GEF, 2022, [Revised Policy Recommendations](#), Document GEF/R.08/32.

| COP 26 Decision <sup>120</sup> / CMP 16 Decision <sup>121</sup> / CMA 3 Decision <sup>122</sup> / SBI 52-55 Conclusion <sup>123</sup> / SBSTA 52-55 Conclusion <sup>124</sup>  | GEF's Response  |
|--|---|
| assist developing country Parties in assessing their needs and priorities in a country-driven manner, including their technological and capacity-building needs, and in translating climate finance needs into action  | abilities of developing countries to assess their needs and priorities and to translate climate finance needs into action.  |
| <b>Decision 5/CP.26: Matters relating to the Standing Committee on Finance</b>   |   |
| <b>Paragraph 3:</b><br>Notes that UNFCCC funds and multilateral climate funds approved USD 2.2 billion and USD 3.1 billion for climate finance projects in 2017 and 2018, respectively   | Noted.  |
| <b>Paragraph 4:</b><br>Welcomes the improved granularity of data in the fourth (2020) Biennial Assessment and Overview of Climate Finance Flows and encouraged developed country Parties and climate finance providers, as well as multilateral and financial institutions, private finance providers and other relevant institutions, to continue to enhance the availability of granular, country-level data on mitigation and adaptation finance. | Noted.  |
| <b>Paragraph 8:</b><br><i>Invites</i> the operating entities of the Financial Mechanism and other institutions providing climate finance to consider the operational definitions of climate finance of the Standing Committee on Finance with a view to ensuring that finance provided addresses the needs of developing country Parties, while respecting their existing policies   | Noted.  |
| <b>Paragraph 11 and Annex II:</b><br>Welcomes the first report on the determination of the needs of developing country Parties related to implementing the Convention and the Paris Agreement of the Standing Committee on Finance, in particular the executive summary, and endorses its key findings and recommendations, which include:   | The GEF continues to support developing countries in the preparation of NCs, BTRs, TNAs, NAPs, NAPAs and NDCs. Support to BURs was provided until December 2021. From January 2022, BUR support has been phased out to prioritize BTR development, and help countries move towards the implementation of the ETF. |

| COP 26 Decision <sup>120</sup> / CMP 16 Decision <sup>121</sup> / CMA 3 Decision <sup>122</sup> / SBI 52-55 Conclusion <sup>123</sup> / SBSTA 52-55 Conclusion <sup>124</sup>  | GEF's Response |
|--|----------------|
| <p>Encourage developing country Parties and climate finance providers, as well as multilateral and financial institutions, private finance data providers and other relevant institutions, to enhance the availability of granular, country-level data on needs related to the implementation of the Convention and the Paris Agreement with a view to addressing existing data gaps;</p> <p>Invite the operating entities of the Financial Mechanism, United Nations agencies, multilateral and bilateral financial institutions and other relevant institutions to make use of the information contained in the first NDR when supporting developing country Parties in identifying and costing needs;</p> <p>Invite the operating entities of the Financial Mechanism to revise templates and guidance for developing countries when supporting their processes in identifying their needs with a view to enhancing availability of granular information on qualitative and quantitative needs;</p> <p>Encourage the operating entities of the Financial Mechanism, United Nations agencies, multilateral and bilateral financial institutions and other relevant institutions to make available further information on methodologies related to determining and costing needs, especially for adaptation needs and incremental costs;</p> <p>Encourage developing country Parties to take advantage of available resources through the operating entities of the Financial Mechanism, as well as other multilateral and bilateral actors, to strengthen institutional capacity for identifying and costing their needs in relation to implementing the Convention and the Paris Agreement;</p> |                |

| COP 26 Decision <sup>120</sup> / CMP 16 Decision <sup>121</sup> / CMA 3 Decision <sup>122</sup> / SBI 52-55 Conclusion <sup>123</sup> / SBSTA 52-55 Conclusion <sup>124</sup>  | GEF's Response                                  |
|--|---|
| Encourage Parties, multilateral and financial institutions, academia, methodology developers, research institutions and other relevant actors to continue to develop methodologies for the determination of adaptation and resilience enhancement needs and, in this context, needs related to averting, minimizing and addressing loss and damage;  |   |
| <p><a href="#">Annex II</a></p> <p>Encourage the operating entities of the Financial Mechanism, United Nations agencies, multilateral and bilateral financial institutions and other relevant institutions to provide financial and technical support to developing countries for updating the reporting of their qualitative and quantitative information and data on needs to be considered in subsequent NDRs, as appropriate;</p> <p>Encourage all actors, when determining needs for implementing the Convention and the Paris Agreement, to highlight linkages to the implementation of the 2030 Agenda for Sustainable Development and application of the Addis Ababa Action Agenda</p> | Refer to the response under paragraph 11 above. |
| <p><a href="#">Paragraph 18:</a></p> <p>Invites the operating entities of the Financial Mechanism, United Nations agencies, multilateral and bilateral financial institutions, and other relevant institutions to make use of the information contained in the first report on the determination of the needs of developing country Parties related to implementing the Convention and the Paris Agreement when supporting developing country Parties in identifying and costing needs</p>   | Noted.  |
| <b>Decision 6/CP.26: Report of the Green Climate Fund to the Conference of the Parties and guidance to the Green Climate Fund</b>  |   |

| COP 26 Decision <sup>120</sup> / CMP 16 Decision <sup>121</sup> / CMA 3 Decision <sup>122</sup> / SBI 52-55 Conclusion <sup>123</sup> / SBSTA 52-55 Conclusion <sup>124</sup>   | GEF's Response   |
|---|--|
| <p><b>Paragraph 4:</b><br/>Welcomes the long-term vision on complementarity, coherence and collaboration between the Green Climate Fund and the Global Environment Facility and requests the Board to enhance coherence and complementarity with other climate finance delivery channels with a view to enhancing the impact and effectiveness of its work</p>  | <p>Noted with appreciation of recognition of LTV on complementarity, coherence and collaboration between the GCF and the GEF. This decision is for the GCF.</p>  |
| <p><b>Decision 7/CP.26: Report of the Global Environment Facility to the Conference of the Parties and guidance to the Global Environment Facility</b></p>  |  |
| <p><b>Paragraph 1:</b><br/><i>Welcomes</i> the reports of the Global Environment Facility to the Conference of the Parties at its twenty-sixth session and their addenda, including the responses of the Global Environment Facility to guidance received from the Conference of the Parties</p>  | <p>Noted with appreciation of recognition.</p>   |
| <p><b>Paragraph 2:</b><br/><i>Also welcomes</i> the work undertaken by the Global Environment Facility during its reporting period (1 July 2019 to 30 June 2021), including with regard to:</p> <ul style="list-style-type: none"> <li>(a) Approval of the climate change projects and programmes approved during the reporting period under the Global Environment Facility Trust Fund, the Least Developed Countries Fund and the Special Climate Change Fund;</li> <li>(b) Integration of climate change priorities into its other focal areas and the reduction in greenhouse gas emissions achieved through such integration;</li> <li>(c) Improvement in coordination with the Green Climate Fund;</li> <li>(d) Adoption of its private sector engagement strategy;</li> <li>(e) Adoption of the sustainable bond strategy for the Global Environment Facility Trust Fund;</li> </ul> | <p>Noted with appreciation of recognition of the work undertaken.</p> <p>The GEF Trust Fund Programming Directions for GEF-8 (2022-2026), and the GEF Programming Strategy on Adaptation to Climate Change for the LDCF and SCCF (2022- 2026) build further on the integration agenda, partnership with the GCF, and private sector engagement to present enhanced opportunities for programming with impact.</p> <p>The GEF has made progress on the development and implementation of the LTV on Complementarity, Coherence, and Collaboration with the GCF. This progress is reported to the GEF Council and GCF Board as a joint report.</p> |
| <p><b>Paragraph 3:</b><br/><i>Encourages</i> the Global Environment Facility, as part of the eighth replenishment process, to duly consider ways to increase the</p>  | <p>Resources available for programming in GEF-8 for the climate change focal area have increased by 4.6 percent compared to those available in GEF-7.</p>  |

| COP 26 Decision <sup>120</sup> / CMP 16 Decision <sup>121</sup> / CMA 3 Decision <sup>122</sup> / SBI 52-55 Conclusion <sup>123</sup> / SBSTA 52-55 Conclusion <sup>124</sup>   | GEF's Response  |
|---|---|
| <p>financial resources allocated for climate action, including the climate change focal area and climate co-benefits, taking into account the reporting requirement referred to in paragraph 6 of decision 12/CMA.3, and to apply a coherent approach across its focal areas to prioritizing projects that generate environmental co-benefits;</p>  | <p>In addition, the GEF-8 strategy builds on and expands the GEF-7 integration agenda, with the approval of funding envelopes for 11 new integrated programs. They will complement focal area investments in providing additional financing for climate action in developing countries. In GEF-8, GEF recipient countries will have full flexibility in the use of their GEF-8 STAR allocations, to further facilitate the mainstreaming of integrated programming principles and in order to optimize and maximize investments to increase positive impact.</p> <p>Furthermore, and in line with the guidance received in paragraph 6 of decision 12/CMA.3, participants to the replenishment negotiations decided to increase the allocation to the climate change focal area set-aside window to finance EAs by more than 30 percent (from \$110 million in GEF-7 to \$145 million in GEF-8).</p> <p>The set-aside window for EAs supports developing country Parties with the preparation and submission of NCs and with the operationalization of the ETF. The GEF supports the ETF through the provision of financial support for the preparation of BTRs and capacity development for transparency-related reporting through the CBIT.</p> |
| <p><b>Paragraph 4:</b><br/><i>Calls upon</i> developed country Parties to make financial contributions to the Global Environment Facility to contribute to a robust eighth replenishment of the Global Environment Facility to support developing countries in implementing the Convention and <i>encourages</i> additional voluntary financial contributions to the eighth replenishment of the Global Environment Facility;</p> | <p>Country pledges for GEF-8 have reached a record replenishment of \$5.33 billion for the period 2022-2026, a 30 percent increase compared to the previous period. More pledges could be made later in 2022.</p>   |
| <p><b>Paragraph 5:</b><br/><i>Takes note</i> of ongoing discussions on the eighth replenishment process regarding its allocation policies under the System for Transparent Allocation of Resources and <i>invites</i> the Global Environment Facility to duly consider the needs and priorities of developing country Parties when allocating resources to developing country Parties;</p>  | <p>The GEF-8 strategy incorporates some important shifts in key areas to increase operational efficiency and support to recipient countries. This includes most notably the adjustments to the STAR and measures to improve streamlining and efficiency and reduce transaction costs.</p> <p>With respect to the STAR, the GEF Secretariat conducted a detailed review and analysis of the GEF-7 experience of increased flexibility in the use of STAR resources by GEF recipient countries.<sup>127</sup> The analysis, which was presented to the GEF Council at its 61<sup>st</sup> meeting, pointed to an increasing demand for, and use of, flexibility in the</p>  |

<sup>127</sup> GEF, 2021, [The Use of Flexibility of STAR](#), Council Document GEF/C.61/Inf.08.

| COP 26 Decision <sup>120</sup> / CMP 16 Decision <sup>121</sup> / CMA 3 Decision <sup>122</sup> / SBI 52-55 Conclusion <sup>123</sup> / SBSTA 52-55 Conclusion <sup>124</sup>  | GEF's Response   |
|--|--|
|  | <p>utilization of STAR resources by developing country Parties. In consideration of these findings, replenishment participants decided to adopt a critical methodological advancement and move onto introducing the possibility for GEF recipient countries to make use of full flexibility in the programming of their allocated STAR resources.</p> <p>With respect to operational adjustments, with the adoption of the GEF-8 Programming Directions, replenishment participants agreed that “[...] Throughout GEF-8, a review of the project and program cycle will seek to identify areas for further streamlining and efficiency. Through consultations with Agencies, recipient countries and others, including the Scientific, Technical and Advisory Panel (STAP) and the Trustee, and taking into consideration the findings and recommendations of Seventh Overall Performance Study of the GEF (OPS7), concrete measures will be identified and operationalized by the Secretariat”.<sup>128</sup></p> <p>These important shifts, which are based on the due consideration of the needs and priorities of developing countries, will enable the GEF to pursue a more effective, responsive, and agile delivery model in the GEF-8 cycle.</p> |
| <p><b>Paragraph 6:</b><br/> <i>Takes note</i> of the ongoing work of the Global Environment Facility in monitoring the concentration and geographical and thematic coverage, as well as the effectiveness, efficiency and engagement, of the Global Environment Facility Partnership and <i>encourages</i> the Global Environment Facility to consider ways to enhance participation of additional national and regional entities from developing country Parties in the Partnership, including by allowing them to serve as executing agencies, as appropriate;</p> | <p>The GEF-8 Policy Recommendations recognize the need to avoid high concentration of funding in a small number of Agencies, and to reduce the risks associated with it.<sup>129</sup> The GEF-8 Policy Recommendations also reaffirmed the coverage, as well as the effectiveness, efficiency and engagement, of the GEF Partnership and encouraged the GEF to consider ways to enhance participation of additional national and regional entities from developing country Parties in the Partnership, including by allowing them to serve as executing agencies, as appropriate; importance of country ownership in the GEF and that countries are free to choose their preferred GEF Agency to implement GEF projects.</p> <p>In an effort to find the balance between these two objectives, as requested by the GEF-8 replenishment negotiations participants, the GEF Secretariat will monitor and report on the achievement of an aspirational target for the regional multilateral development banks and IFAD, whose collective share should reach at least 10 percent of the approved amounts in GEF-8.</p>  |

<sup>128</sup> GEF, 2022, [GEF-8 Policy Directions: The Enabling Environment for Transformation](#), Document GEF/R.08/31.

<sup>129</sup> GEF, 2022, [Revised Policy Recommendations](#), Document GEF/R.08/32.



| COP 26 Decision <sup>120</sup> / CMP 16 Decision <sup>121</sup> / CMA 3 Decision <sup>122</sup> / SBI 52-55 Conclusion <sup>123</sup> / SBSTA 52-55 Conclusion <sup>124</sup>   | GEF's Response  |
|---|---|
|   | <p>In addition, also in line with the GEF-8 Policy Recommendations, the GEF Secretariat will monitor and report on the achievement of an aspirational ceiling for any one Agency of no more than 30 percent of approved amounts in GEF-8.</p> <p>With regards to the participation of national and regional entities from developing country Parties, the GEF already allows, and indeed encourages, national and regional entities to serve as executing entities. Executing entities receives project-specific GEF funding from a GEF Agency to execute a GEF project, or parts thereof, under the supervision of the same GEF Agency<sup>130</sup>. The GEF executing entities work directly with the eighteen GEF Agencies and the use of government agencies as project executing entities was indeed embedded in over two-thirds of the projects approved in GEF-7.</p> <p>The GEF Programming Strategy on Adaptation to Climate Change for the LDCF and SCCF (2022- 2026) also builds on the improvements made in the GEF-7 period in terms of agency concentration and engagement of additional Agencies in CCA programming. In GEF-8, the whole-of-society approach and inclusive CCA support is expected to generate additional opportunities to enhance participation of additional national and regional entities from recipient countries as executing partners. The LDCF/SCCF will also monitor and report on the agency concentration.</p> |
| <p><b>Paragraph 7:</b><br/>Requests the Global Environment Facility to consider ways to further enhance the role of national agencies and civil society organizations as executing agencies in order to enhance country ownership of projects and programmes funded by the Global Environment Facility and prevent implementing agencies from serving simultaneously as executing agencies;</p> | <p>The GEF has continued to make concerted efforts to encourage engagement of local stakeholders as executing partners at the project level.</p> <p>Arrangements for GEF Agencies to serve also as executing partners are approved only on an exceptional basis, upon written request from recipient countries.</p>   |
| <p><b>Paragraph 8:</b><br/>Welcomes with appreciation the contributions made by developed country Parties to the Least Developed Countries Fund, amounting to USD 605.3 million, and encourages additional voluntary financial contributions to the Least Developed Countries Fund and the Special Climate</p>  | <p>The GEF appreciates pledges to the LDCF and looks forward to additional contributions to the LDCF and SCCF to support CCA and technology transfer.</p> <p>Refer to the response under paragraph 9 below on the SCCF.</p>   |

<sup>130</sup> GEF, 2017, [Guidelines on the Project and Program Cycle Policy](#), Council Document GEF/C.52/Inf.06.



| COP 26 Decision <sup>120</sup> / CMP 16 Decision <sup>121</sup> / CMA 3 Decision <sup>122</sup> / SBI 52-55 Conclusion <sup>123</sup> / SBSTA 52-55 Conclusion <sup>124</sup>   | GEF's Response  |
|---|---|
| Change Fund to support adaptation and technology transfer;  |   |
| <p><b>Paragraph 9:</b><br/>Requests the Global Environment Facility, as an operating entity of the Financial Mechanism of the Convention entrusted with the operation of the Special Climate Change Fund, to continue to assist developing country Parties in accessing resources in an efficient manner;</p> | <p>The SCCF has had limited donor support throughout the GEF-7 period. In the reporting period, the optimization of the SCCF was discussed as a part of the Adaptation Programming Strategy development. Participants agreed to focus the SCCF support on two priority areas, building on its strengths and capacity to support SIDS and vulnerable areas, and to promote technology transfer, through innovation and private sector engagement. The GEF is ready to engage with donors to encourage support to the SCCF, so that the Fund can address its mandate and serve developing countries in an efficient manner.</p>   |
| <p><b>Paragraph 10:</b><br/>Calls upon the Global Environment Facility to continue to improve the governance framework for its agencies and the standards to which the implementing partners are accountable;</p>   | <p>The GEF-8 replenishment process participants, having also considered the findings of the GEF IEO's OPS7,<sup>131</sup> recognized the considerable advances made by the GEF through extensive revisions and updates to its policies and approaches related to stakeholder engagement, gender equality and environmental and social safeguards, and supported the continued implementation of these policies and approaches.</p> <p>In GEF-7, the Council continued to improve the governance framework and the related accountability standards for the eighteen GEF Agencies. As recently as 2019, the Council upgraded the policies for GEF Minimum Fiduciary Standards,<sup>132</sup> Project Monitoring,<sup>133</sup> and the policy on Environmental and Social Safeguards.<sup>134</sup> The policy on Gender Equality was upgraded in 2018.<sup>135</sup></p> <p>In addition to the policy updates highlighted above, the GEF Secretariat will take action to implement the GEF-8 replenishment recommendations related to measures to continue to reduce the concentration of funding among a small number of Agencies, while respecting the principle of country ownership.</p> <p>Finally, the GEF will also undertake a comprehensive independent third-party review of agency alignment with these policies, including implementation capacity.</p> |
| <p><b>Paragraph 11:</b><br/>Takes note that financial resources allocated for the non-grant instrument</p>  | <p>The GEF continues to recognize the principle of country ownership and takes into account the priorities for developing countries. Under the GEF-8 replenishment, the</p>   |

<sup>131</sup> GEF IEO, 2022, [Seventh Comprehensive Evaluation of the GEF: Working Toward a Greener Global Recovery](#), Document GEF/R.8/10.

<sup>132</sup> GEF, 2019, [Updated Policy on Minimum Fiduciary Standards](#), Council Document GEF/C.57/04/Rev.02.

<sup>133</sup> GEF, 2019, [Policy on Monitoring](#), Document ME/PL/03.

<sup>134</sup> GEF, 2019, [Policy on Environmental and Social Safeguards](#), Document SD/PL/03.

<sup>135</sup> GEF, 2017, [Policy on Gender Equality](#), Document SD/PL/02.

| COP 26 Decision <sup>120</sup> / CMP 16 Decision <sup>121</sup> / CMA 3 Decision <sup>122</sup> / SBI 52-55 Conclusion <sup>123</sup> / SBSTA 52-55 Conclusion <sup>124</sup>  | GEF's Response  |
|--|---|
| under the seventh replenishment of the Global Environment Facility increased to USD 136 million from USD 110 million under the sixth replenishment and <i>encourages</i> the Global Environment Facility, during its discussions on the instrument under the eighth replenishment, to continue to take into account needs and priorities of developing countries, as well as their different national circumstances; | GEF increased the indicative allocation to the NGIs to \$191 million from \$149 million in GEF-7.   |
| <p><b>Paragraph 12:</b><br/>Requests the Global Environment Facility to consider updating its policy on gender equality to include protection against discrimination;</p>  | <p>The GEF Gender Equality Policy and the accompanying Guidelines<sup>136</sup> are still at the early stages of implementation. The guiding principles of the existing policy address the issue of protection from discrimination by specifying that GEF activities address and do not exacerbate existing gender-based inequalities, by stipulating inclusive stakeholder engagement in the design and implementation of GEF-financed activities and decision-making.</p> <p>GEF-8 Policy Directions<sup>137</sup> extend the GEF's inclusion agenda to capture important human rights principles including non-discrimination, participation; and gender-responsive approach was reaffirmed as one of the cross-cutting themes in GEF programming.</p> <p>The Programming Strategy on Adaptation to Climate Change Adaptation for the LDCF and SCCF (2022-2026) puts a renewed focus on addressing vulnerability to the impacts of climate change and embraces a whole-of-society approach, engaging with diverse actors and multi-sectoral stakeholders that would facilitate their participation in the decision-making process.</p> |
| <p><b>Paragraph 13:</b><br/>Recognizes that the Global Environment Facility does not impose minimum thresholds and/or specific types or sources of co-financing or investment mobilized in its review of individual projects and programmes;</p>   | <p>The GEF policy on co-financing<sup>138</sup> establishes that while "Co-financing is required for all GEF-financed FSPs, MSPs and programs", "the Secretariat does not impose minimum thresholds and/or specific types or sources of co-financing or investment mobilized in its review of individual projects and programs."</p> <p>Co-financing is not required for LDCF/SCCF projects.</p>  |
| <p><b>Paragraph 14:</b><br/>Encourages the Global Environment Facility to reinforce its efforts to engage with and mobilize resources from the private sector under its eighth replenishment;</p>  | As mentioned in GEF's response under Paragraph 11 above, in the GEF-8 replenishment, the GEF increased the allocation to the NGIs compared to the GEF-7 allocation. The NGI window aims at helping  |

<sup>136</sup> GEF, 2018, [Guidelines on Gender Equality](#), Document SD/GN/02.

<sup>137</sup> GEF, 2022, [GEF-8 Policy Directions: The Enabling Environment for Transformation](#), GEF/R.08/31.

<sup>138</sup> GEF, 2018, [Updated Co-Financing Policy](#), Council Document GEF/C.54/10/Rev.01.

| COP 26 Decision <sup>120</sup> / CMP 16 Decision <sup>121</sup> / CMA 3 Decision <sup>122</sup> / SBI 52-55 Conclusion <sup>123</sup> / SBSTA 52-55 Conclusion <sup>124</sup>  | GEF's Response   |
|--|--|
|  | <p>developing countries to unlock and scale-up private financing.</p> <p>The GEF Programming Strategy on Adaptation to Climate Change for the LDCF and SCCF (2022-2026) also includes opportunities to foster and leverage private sector investments.</p>   |
| <p><b>Paragraph 15:</b><br/> <i>Takes note</i> of ongoing discussions within the Global Environment Facility concerning the Small Grants Programme under the eighth replenishment and <i>invites</i> the Global Environment Facility to consider increasing the funding ceiling per project to provide adequate financial and technical support to communities and civil society organizations;</p>  | <p>In the GEF-8 replenishment, the GEF increased the allocation to the SGP by 16.3 percent compared to GEF-7, from \$ 128 million in GEF-7 to \$ 153 million in GEF-8.</p>   |
| <p><b>Paragraph 16:</b><br/> <i>Urges</i> the Global Environment Facility to enhance its support for projects that engage with stakeholders at the local level, and to continue to provide funding for projects related to technology training and scale up South–South cooperation and triangular cooperation with the Technology Executive Committee and the Climate Technology Centre and Network;</p>  | <p>The GEF will continue to work with the CTCN, consistent with national priorities and based on countries' requests. The ongoing cooperation with the TEC will also be continued, as appropriate.</p>   |
| <p><b>Paragraph 17:</b><br/> <i>Welcomes</i> the long-term vision on complementarity, coherence and collaboration between the Green Climate Fund and the Global Environment Facility and <i>requests</i> the Global Environment Facility Council to enhance coherence and complementarity with other climate finance delivery channels with a view to enhancing the impact and effectiveness of its work;</p>  | <p>The GEF has made progress on the development and implementation of the LTV on Complementarity, Coherence, and Collaboration with the GCF. As a major initiative, the GEF, in collaboration with GCF, is supporting a new phase of the GGWI, with complementary projects approved by the GCF Board in March 2022 and by the LDCF/SCCF Council in June 2022. Additional efforts are ongoing to develop major initiatives in SIDS, on zero-emission transportation, among other.</p>   |
| <p><b>Paragraph 18:</b><br/> <i>Also requests</i> the Global Environment Facility, as part of the eighth replenishment process, to take note of the needs and priorities for climate finance, including those identified in the first report on the determination of the needs of developing country Parties related to implementing the Convention and the Paris Agreement, nationally determined contributions, national communications and national adaptation plans, as well as in other sources of available information, including the</p> | <p>The GEF continues to recognize the needs and priorities for climate finance, including also in the GEF-8 Programming Strategy. For example, the GEF held an informal consultation on BTRs in February 2022, to obtain feedback on the costing of BTRs and the operational procedures related to the support modalities for the first and subsequent reports. The GEF has revisited the costing structure for the BTRs applicable in the GEF-8 period, starting from July 1, 2022. More information on the new costing structure is provided in the Information Document on the Update of the Cost Structure for the Financing of Biennial Transparency Reports for the Developing Country</p> |

| COP 26 Decision <sup>120</sup> / CMP 16 Decision <sup>121</sup> / CMA 3 Decision <sup>122</sup> / SBI 52-55 Conclusion <sup>123</sup> / SBSTA 52-55 Conclusion <sup>124</sup>   | GEF's Response  |
|---|---|
| biennial assessment and overview of climate finance flows and other relevant reports;   | <p>Parties to the Paris Agreement,<sup>139</sup> as well as in the section on the enhanced transparency framework in this report.</p> <p>Also, as a part of the GEF Programming Strategy on Adaptation to Climate Change for the LDCF and SCCF (2022-2026), the needs and priorities for climate finance as articulated in various documents, including national reports, IPCC reports, Adaptation Gap report, as well as the biennial assessment and overview of climate finance flows, were taken into consideration.</p> |
| <p><b>Paragraph 19:</b><br/><i>Invites</i> Parties to submit views and recommendations on elements of guidance for the Global Environment Facility via the submission portal no later than 10 weeks prior to the twenty-seventh session of the Conference of the Parties (November 2022);</p>   | This decision is for Parties.   |
| <p><b>Paragraph 20:</b><br/><i>Requests</i> the Standing Committee on Finance to take into consideration the submissions referred to in paragraph 19 above when preparing its draft guidance for the Global Environment Facility for consideration by the Conference of the Parties at its twenty-seventh session and the Conference of the Parties serving as the meeting of the Parties to the Paris Agreement at its fourth session (November 2022);</p> | This is a request to the Standing Committee on Finance (SCF).   |
| <p><b>Paragraph 21:</b><br/><i>Also requests</i> the Global Environment Facility to include in its annual report to the Conference of the Parties information on the steps it has taken to implement the guidance provided in this decision;</p>  | This report includes information on the steps taken from July 1, 2021 to June 30, 2022 (FY22) to implement the guidance received from COP 26.   |
| <b>Decision 9/CP.26: Enhancing climate technology development and transfer through the Technology Mechanism</b>   |   |
| <p><b>Paragraph 3:</b><br/><i>Welcomes</i> the collaboration between the Technology Mechanism and the Financial Mechanism and <i>encourages</i> the continuation of this collaboration.</p>   | GEF representatives continue to regularly participate in the meetings of the TEC and the CTCN, provide various inputs to technical papers and official documents, and present the latest information and updates concerning GEF's support for technology.   |
| <p><b>Paragraph 22:</b><br/><i>Welcomes with appreciation</i> the continuing collaboration between the</p>  | See response under Paragraph 3 above.   |

<sup>139</sup> GEF, 2022, [Information Note on the Update of the Cost Structure for the Financing of Biennial Transparency Reports for the Developing Country Parties to the Paris Agreement Council Document](#), Council Document GEF/C.62/Inf.15.

| COP 26 Decision <sup>120</sup> / CMP 16 Decision <sup>121</sup> / CMA 3 Decision <sup>122</sup> / SBI 52-55 Conclusion <sup>123</sup> / SBSTA 52-55 Conclusion <sup>124</sup>   | GEF's Response   |
|---|--|
| Climate Technology Centre and Network and the Global Environment Facility.  |  |
| <b>Decision 11/CP.26: Second review of the Climate Technology Centre and Network</b>  |  |
| <p><b>Paragraph 20:</b><br/> <i>Encourages</i> the Climate Technology Centre and Network, in collaboration with the United Nations Environment Programme and in consultation with the Advisory Board, to liaise with the UNFCCC secretariat to further enhance resource mobilization from various sources, including the Financial Mechanism; bilateral, multilateral and private sector channels; philanthropic sources; and financial and in-kind contributions from the host organization and participants in the Network.</p> | <p>The GEF continues to encourage the CTCN to utilize GEF's Country Support Program (CSP) as an entry point to facilitate further coordination with the OFPs to explore potential cooperation in a country-driven manner.</p>  |
| <p><b>Paragraph 21:</b><br/> <i>Invites</i> the Climate Technology Centre and Network to continue working with the operating entities of the Financial Mechanism to further strengthen their linkages with the aim of scaling up the Climate Technology Centre and Network's provision of technical support to developing country Parties.</p>  | <p>See response under Paragraph 20 above.</p>  |
| <b>Decision 12/CP.26: Annual technical progress reports of the Paris Committee on Capacity-building for 2020 and 2021</b>   |  |
| <p><b>Paragraph 2:</b><br/>         Invites Parties, as appropriate, the operating entities of the Financial Mechanism, the constituted bodies under the Convention, United Nations organizations, observers and other stakeholders to consider the recommendations referred to in paragraph 1<sup>140</sup> of this decision and to take any necessary action, as appropriate and in accordance with their mandates.</p>   | <p>The GEF continues to provide financing to country-driven CCM, CCA, technology transfer, and transparency and reporting projects through the GEFTF, LDCF and SCCF that have capacity-building elements embedded in them.</p> <p>Further, as an active member of the Informal Coordination Group (ICG) for capacity-building under the Convention and the Paris Agreement, information relevant to the recommendations referred to here are shared with the rest of ICG members on a regular basis.</p> |
| <b>Decision 13/CP.26: Fifth review of the implementation of the framework for capacity-building in countries with economies in transition under the Convention</b>  |  |
| <p><b>Paragraph 1 (b)</b><br/>         Recognizes that Parties included in Annex I to the Convention and the Global</p>   | <p>Noted with appreciation.</p>  |

<sup>140</sup> Welcomes the annual technical progress reports of the Paris Committee on Capacity Building for 2020 and 2021 and takes note of the recommendations contained in the 2021 report.

| COP 26 Decision <sup>120</sup> / CMP 16 Decision <sup>121</sup> / CMA 3 Decision <sup>122</sup> / SBI 52-55 Conclusion <sup>123</sup> / SBSTA 52-55 Conclusion <sup>124</sup>   | GEF's Response   |
|---|--|
| Environment Facility, within its mandate, have provided adequate resources and assistance for the implementation of the framework for capacity-building in countries with economies in transition established under decision 3/CP.7   |  |
| <p><b>Paragraph 5:</b></p> <p>Invites Parties included in Annex II to the Convention and other Parties in a position to do so, the Global Environment Facility, multilateral and bilateral agencies, international organizations, multilateral development banks, international financial institutions and the private sector or any further arrangements, as appropriate and within their mandates, to continue to provide support for capacity-building activities in countries with economies in transition.</p> | <p>The GEF will continue to provide support for capacity-building activities in countries with economies in transition if they are eligible for support under the Convention, including through the CBIT, from set-asides that do not draw on country allocations.</p>   |
| <b>Decision 15/CP.26: Extension of the mandate of the Least Developed Countries Expert Group</b>  |  |
| <p><b>Paragraph 10:</b></p> <p>Invites the Least Developed Countries Expert Group, in the context of its outreach activities, to share information on relevant sources of finance for adaptation, including sources other than the UNFCCC Financial Mechanism</p>   | <p>This decision is for the LEG.</p> <p>In the reporting period, the GEF Secretariat attended 40<sup>th</sup> and 41<sup>st</sup> LEG meetings in October 2021 and March 2022, respectively. These meetings provided an opportunity for the GEF to encourage LDCs to consider applying for LDCF support in line with operational improvements outlined in the 2018-2022 Strategy.</p>  |
| <p><b>Paragraph 11:</b></p> <p>Requests the Group to continue to support the least developed countries in understanding the modalities for and ways of accessing relevant sources of financing, capacity-building and technology transfer for adaptation in accordance with the Group's mandate;</p>  | <p>This decision is for the LEG.</p>   |
| <b>Decision 18/CP.26: Glasgow work programme on Action for Climate Empowerment</b>  |  |
| <p><b>Paragraph 6:</b></p> <p>Also invites multilateral and bilateral institutions and organizations, including the operating entities of the Financial Mechanism, as appropriate, to provide financial support for activities related to implementing Action for Climate Empowerment;</p>  | <p>The GEF-8 Programming Directions prioritize multi-stakeholder dialogues, among other, as criteria and entry points for GEF investments at scale. GEF-8 will also launch the SGP 2.0 aiming to catalyze and mobilize civil society actors and local actions needed to address major drivers of environmental degradation and help deliver multiple benefits across the GEF's mandated thematic dimensions, while promoting sustainable development and improved livelihoods.</p> <p>The GEF Programming Strategy on Adaptation to Climate Change for the LDCF and SCCF (2022-2026) prioritizes</p> |

| COP 26 Decision <sup>120</sup> / CMP 16 Decision <sup>121</sup> / CMA 3 Decision <sup>122</sup> / SBI 52-55 Conclusion <sup>123</sup> / SBSTA 52-55 Conclusion <sup>124</sup>   | GEF's Response  |
|---|---|
|   | fostering partnership for inclusion and a whole-of-society approach, which provides dedicated space to the wide range of stakeholders to enable their participation and recognize their role as genuine partners for change, not solely as beneficiaries or recipients. |
| <b>Decision 20/CP.26: Gender and climate change</b>   |   |
| <p><b>Paragraph 2:</b><br/>Invites Parties, United Nations entities, other stakeholders and implementing entities, in accordance with their respective mandates and priorities, to take stock of and map progress in advancing gender equality and the empowerment of women and girls in line with the priority areas of the gender action plan;</p>  | Gender responsiveness is a key principle underpinning the GEF-8 strategy. All GEF-8 integrated programs and related projects will include gender analyses and provisions for gender-responsive approaches, in line with the GEF policy on gender.                       |
| <b>CMA 3 decisions</b><br><b>Decision 1/CMA.3: Glasgow Climate Pact</b>   |   |
| <p><b>Paragraph 17:</b><br/><i>Welcomes</i> the recent pledges made by many developed country Parties to increase their provision of climate finance to support adaptation in developing country Parties in response to their growing needs, including contributions made to the Adaptation Fund and the Least Developed Countries Fund, which represent significant progress compared with previous efforts;</p>       | The GEF appreciates pledges to the LDCF and looks forward to additional contributions.  |
| <p><b>Paragraph 19:</b><br/>Calls upon multilateral development banks, other financial institutions and the private sector to enhance finance mobilization in order to deliver the scale of resources needed to achieve climate plans, particularly for adaptation, and encourages Parties to continue to explore innovative approaches and instruments for mobilizing finance for adaptation from private sources;</p> | This is a decision for multilateral development banks, financial institutions and the private sector.   |
| <p><b>Paragraph 47:</b><br/>Urges the operating entities of the Financial Mechanism, multilateral development banks and other financial institutions to further scale up investments in climate action and calls for a continued increase in the scale and effectiveness of climate finance from all sources globally, including grants and other highly concessional forms of finance;</p>                             | Refer to the response under paragraph 28 of decision 1/CP.26 above.   |
| <p><b>Paragraph 48:</b></p>   | Noted.  |



| COP 26 Decision <sup>120</sup> / CMP 16 Decision <sup>121</sup> / CMA 3 Decision <sup>122</sup> / SBI 52-55 Conclusion <sup>123</sup> / SBSTA 52-55 Conclusion <sup>124</sup>  | GEF's Response  |
|--|---|
| Re-emphasizes the need for scaled-up financial resources to take into account the needs of those countries particularly vulnerable to the adverse effects of climate change and in this regard encourages relevant multilateral institutions to consider how climate vulnerabilities should be reflected in the provision and mobilization of concessional financial resources and other forms of support, including special drawing rights; |   |
| <p><b>Paragraph 51:</b><br/>Emphasizes the challenges faced by many developing country Parties in accessing finance and encourages further efforts to enhance access to finance, including by the operating entities of the Financial Mechanism;</p>   | <p>The GEF will continue to regularly engage with developing country Parties to enhance access to GEF resources. For example, through the GEF Academy, the GEF provides an online and face-to-face curriculum of courses and learning designed to enhance the capacity of GEF partners and stakeholders to engage with the GEF.</p> <p>The GEF Programming Strategy on Adaptation to Climate Change for the LDCF and SCCF (2022-2026) has a dedicated program on outreach and capacity support for LDCs and SIDS to support planning and programming that will enhance their ability to articulate their CCA priority needs in programs and projects that also address GEBs in synergy.</p> |
| <p><b>Paragraph 55:</b><br/>Calls upon developed country Parties, multilateral development banks and other financial institutions to accelerate the alignment of their financing activities with the goals of the Paris Agreement;</p>   | This decision is for developed country Parties, multilateral development banks and other financial institutions   |
| <p><b>Paragraph 64:</b><br/>Urges developed country Parties, the operating entities of the Financial Mechanism, United Nations entities and intergovernmental organizations and other bilateral and multilateral institutions, including non-governmental organizations and private sources, to provide enhanced and additional support for activities addressing loss and damage associated with the adverse effects of climate change;</p> | Refer to the response under paragraph 40 of decision 1/CP.26 above.   |
| <p><b>Paragraph 73:</b><br/>Decides to establish the Glasgow Dialogue between Parties, relevant organizations and stakeholders to discuss the arrangements for the funding of activities to avert, minimize and address loss and damage associated with the adverse impacts of</p>   | Noted.  |



| COP 26 Decision <sup>120</sup> / CMP 16 Decision <sup>121</sup> / CMA 3 Decision <sup>122</sup> / SBI 52-55 Conclusion <sup>123</sup> / SBSTA 52-55 Conclusion <sup>124</sup>   | GEF's Response  |
|---|---|
| climate change, to take place each year at the first session of the Subsidiary Body for Implementation until it is concluded at its sixtieth session (June 2024);   |   |
| <p><b>Paragraph 81:</b><br/>         Welcomes decision 7/CP.26, in which the Global Environment Facility is encouraged, as part of the eighth replenishment process, to duly consider ways to increase the financial resources allocated for climate, and recognizes that the Capacity-building Initiative for Transparency, established pursuant to decision 1/CP.21, paragraph 84, will continue to support developing country Parties, upon their request, in building their institutional and technical capacity in relation to the enhanced transparency framework</p> | Resources available for programming in GEF-8 for the climate change focal area have increased compared to those available in GEF-7.   |
| <p><b>Paragraph 82:</b><br/>         Welcomes decision 12/CMA.3, in which the Global Environment Facility is requested to continue to facilitate improved access to the Capacity-building Initiative for Transparency by developing country Parties, and encourages the Global Environment Facility to work closely with other institutions and initiatives to enhance these efforts, such as the Taskforce on Access to Climate Finance and the "COP26 Catalyst for Climate Action";</p>   | GEF-8 will continue to facilitate access to the CBIT and coordination with other institutions through the CBIT GSP. The CBIT GSP aims at providing global streamlined support, capacity building and coordination to help developing countries meet enhanced transparency requirements under Article 13 of the Paris Agreement. |
| <b>Decision 5/CMA.3: Guidance for operationalizing the modalities, procedures and guidelines for the enhanced transparency framework referred to in Article 13 of the Paris Agreement</b>   |   |
| <p><b>Paragraph 42:</b><br/>         Decides to consider at its fourth session and at each session thereafter an item on "Reporting and review pursuant to Article 13 of the Paris Agreement: provision of financial and technical support to developing country Parties for reporting and capacity-building", which will include consideration of the support provided to developing country Parties for reporting and related capacity-building under Article 13 of the Paris Agreement;</p>  | The GEF acknowledges this decision and looks forward to the opportunity to provide any required update under the new agenda item on the provision of support for reporting and capacity-building under Article 13 of the Paris Agreement.   |
| <p><b>Paragraph 43:</b><br/>         Recognizes the need for enhanced support from various sources and channels, including the Global Environment Facility,</p>   | Noted.  |

| COP 26 Decision <sup>120</sup> / CMP 16 Decision <sup>121</sup> / CMA 3 Decision <sup>122</sup> / SBI 52-55 Conclusion <sup>123</sup> / SBSTA 52-55 Conclusion <sup>124</sup>  | GEF's Response  |
|--|---|
| for implementing the enhanced transparency framework;  |   |
| <p><b>Paragraph 44:</b><br/>Welcomes the arrangements of the Global Environment Facility for providing financial support to developing country Parties for preparing their first and subsequent biennial transparency reports, as requested in decision 18/CMA.1, paragraph 8;</p>   | Noted with appreciation.  |
| <p><b>Paragraph 45:</b><br/>Takes note of decision 12/CMA.3 on matters related to guidance to the Global Environment Facility;</p>   | Noted.  |
| <p><b>Paragraph 46:</b><br/>Encourages developing country Parties to prepare and submit project proposals in order to receive financial support from the Global Environment Facility for preparing their biennial transparency reports;</p>  | <p>The GEF is ready to support countries with the preparation of their first BTR through three modalities.<sup>141</sup> Countries can access resources at full cost for the BTR preparations, from the climate change focal area set-aside resources. If countries require additional resources, they can utilize resources from their respective STAR allocation.</p> |
| <b>Decision 9/CMA.3: New collective quantified goal on climate finance</b>   |   |
| <p><b>Paragraph 17:</b><br/>Invites Parties, constituted bodies under the Convention and the Paris Agreement, the operating entities of the Financial Mechanism, climate finance institutions, observers and observer organizations, and other stakeholders, particularly from the private sector, to submit their views on the objectives referred to in paragraph 15<sup>142</sup> above and on the elements referred to in paragraph 16<sup>143</sup></p> | Noted.  |
| <b>Decision 10/CMA.3: Matters relating to the Standing Committee on Finance</b>  |   |
| <p><b>Paragraph 2:</b><br/>Invites Parties, the operating entities of the Financial Mechanism, international financial</p>   | Noted.  |

<sup>141</sup> GEF, 2020, [Information Note on the Financing of the Biennial Transparency Reports for Developing Country Parties to the Paris Agreement](#), Council Document GEF/C.59/Inf.19.

<sup>142</sup> Decides that the new collective quantified goal aims at contributing to accelerating the achievement of Article 2 of the Paris Agreement of holding the increase in the global average temperature to well below 2 °C above pre-industrial levels and pursuing efforts to limit the temperature increase to 1.5 °C above pre-industrial levels, recognizing that this would significantly reduce the risks and impacts of climate change; increasing the ability to adapt to the adverse impacts of climate change and foster climate resilience and low greenhouse gas emission development in a manner that does not threaten food production; and making finance flows consistent with a pathway towards low greenhouse gas emission and climate-resilient development.

<sup>143</sup> Also decides that the consideration of the new collective quantified goal will be in line with decision 14/CMA.1 and take into account the needs and priorities of developing countries and include, inter alia, quantity, quality, scope and access features, as well as sources of funding, of the goal and transparency arrangements to track progress towards achievement of the goal, without prejudice to other elements that will also be considered as the deliberations evolve and taking into consideration the submissions referred to in paragraphs 17–18 below.

| COP 26 Decision <sup>120</sup> / CMP 16 Decision <sup>121</sup> / CMA 3 Decision <sup>122</sup> / SBI 52-55 Conclusion <sup>123</sup> / SBSTA 52-55 Conclusion <sup>124</sup>   | GEF's Response   |
|---|--|
| institutions and other stakeholders in the financial sector to submit via the submission portal their views regarding ways to achieve Article 2, paragraph 1(c), of the Paris Agreement, including options for approaches and guidelines for implementation, by 30 April 2022 and requests the Standing Committee on Finance to submit a synthesis for consideration by the Conference of the Parties serving as the meeting of the Parties to the Paris Agreement at its fourth session (November 2022); |  |
| <b>Decision 12/CMA.3 Guidance to the Global Environment Facility</b>  |  |
| <p><b>Paragraph 1:</b><br/> <i>Recommends</i> that the Conference of the Parties at its twenty-sixth session transmit to the Global Environment Facility the guidance contained in paragraphs 2–10 below</p>  | This is a decision for Parties.  |
| <p><b>Paragraph 2:</b><br/> <i>Calls upon</i> developed country Parties to make financial contributions to the Global Environment Facility to contribute to a robust eighth replenishment of the Global Environment Facility to support developing countries in implementing the Paris Agreement and encourages additional voluntary financial contributions to the eighth replenishment of the Global Environment Facility;</p>  | The GEF acknowledges the pledges for GEF-8 have reached a record replenishment of \$5.33 billion for the period 2022–2026, a 30 percent increase compared to the previous GEF cycle. More pledges could be made later in 2022. |
| <p><b>Paragraph 3:</b><br/> <i>Welcomes</i> the actions taken by the Global Environment Facility to provide support to developing country Parties in accordance with Article 13, paragraphs 14–15, of the Paris Agreement for preparing their biennial transparency reports and building their institutional and technical capacity for implementing the enhanced transparency framework under the Paris Agreement;</p>   | Noted with appreciation.   |
| <p><b>Paragraph 4:</b><br/> <i>Also welcomes</i> that the Capacity-building Initiative for Transparency, established pursuant to decision 1/CP.21, paragraph 84, will continue to support developing country Parties, upon their request, in building their institutional and technical capacity for implementing the enhanced transparency</p>   | Noted with appreciation.   |

| COP 26 Decision <sup>120</sup> / CMP 16 Decision <sup>121</sup> / CMA 3 Decision <sup>122</sup> / SBI 52-55 Conclusion <sup>123</sup> / SBSTA 52-55 Conclusion <sup>124</sup>  | GEF's Response   |
|--|--|
| framework and encourages the Global Environment Facility, Parties and implementing agencies to work collaboratively to ensure that this support is delivered in a timely manner;   |  |
| <p><b>Paragraph 5:</b><br/> <i>Requests</i> the Global Environment Facility to continue to facilitate improved access to the Capacity-building Initiative for Transparency by developing country Parties;</p>  | In the GEF-8 climate change focal area strategy, countries will have access to resources intended for Convention obligations, including CBIT support, from set-asides that do not draw on country allocations.   |
| <p><b>Paragraph 6:</b><br/> <i>Also requests</i> the Global Environment Facility to consider increasing its support for implementation of the enhanced transparency framework as part of its eighth replenishment process;</p>   | In the GEF-8 Programming Strategy, the GEF has increased the resources allocated to support countries in the implementation of the ETF. This support is provided from set-asides that do not draw on individual country allocations.   |
| <p><b>Paragraph 7:</b><br/> <i>Further requests</i> the Global Environment Facility to contribute to the consideration of the support provided to developing country Parties referred to in decision 5/CMA.3, paragraph 42, by:</p> <p>(a) Estimating the cost to developing countries of implementing the enhanced transparency framework, which includes establishing and enhancing a reporting system, as well as the full agreed cost of reporting and the cost of capacity-building for reporting;</p> <p>(b) Considering how to adequately incorporate the costs referred to in paragraph 7(a) above into the set-aside of the eighth replenishment process of the Global Environment Facility, while taking the necessary measures to ensure, as appropriate, that the set-aside does not impact the allocation of resources to developing countries under the System for Transparent Allocation of Resources;</p> <p>(c) Reporting to the Conference of the Parties serving as the meeting of the Parties to the Paris Agreement at its fourth session (November 2022) on any actions taken to implement the guidance contained in</p> | <p>Following the informal consultation on BTRs held by the GEF in February 2022<sup>144</sup> to obtain feedback on the costing of BTRs and the operational procedures related to the support modalities for the first and subsequent reports, the GEF has revisited the costing structure for the BTRs. More information on the new costing structure is provided in the Information Document on the Update of the Cost Structure for the Financing of Biennial Transparency Reports for the Developing Country Parties to the Paris Agreement.<sup>145</sup></p> <p>There is no agreed definition of a reporting system. Nevertheless, the GEF is analyzing relevant information on the reporting system and will submit information as an addendum to the COP report.</p> <p>As mentioned in the responses under paragraphs 5 and 6 above, in the GEF-8 Programming Strategy, the GEF has increased the set-aside resources allocated for the implementation of the ETF. These set-aside resources do not impact the allocation of resources to developing countries under the STAR.</p> <p>Updated information on the activities and support provided by the CBIT can be found in the CBIT Progress Reports, which are submitted to each GEF Council meeting as an information document.<sup>146</sup></p> |

<sup>144</sup> Information is available at: <https://www.thegef.org/events/third-informal-consultation-financial-support-biennial-transparency-reports>

<sup>145</sup> GEF, 2022, *Information Note on the Update of the Cost Structure for the Financing of Biennial Transparency Reports for the Developing Country Parties to the Paris Agreement Council Document*, Council Document GEF/C.62/Inf.15.

<sup>146</sup> GEF, 2022, *Progress Report on the Capacity-Building Initiative for Transparency*, Council Document GEF/C.62/Inf.05.

| COP 26 Decision <sup>120</sup> / CMP 16 Decision <sup>121</sup> / CMA 3 Decision <sup>122</sup> / SBI 52-55 Conclusion <sup>123</sup> / SBSTA 52-55 Conclusion <sup>124</sup>   | GEF's Response   |
|---|--|
| <p>paragraph 7(a–b) above and any changes to the estimated costs referred to in paragraph 7(a) above;</p> <p>(d) Reporting to the Conference of the Parties serving as the meeting of the Parties to the Paris Agreement on activities and provision of support under the Capacity-building Initiative for Transparency and on the provision of support for reporting under the Paris Agreement, as well as monitoring and reporting on the timeliness of project review, approval and preparation, including disaggregated tracking of each element of project development (from project identification form approval to submission of chief executive officer approval request and disbursement through implementing agencies);</p> | <p>The GEF will continue to report on the timeliness of project review, approval and preparation, including disaggregated tracking of each element of project development.</p>   |
| <p><b>Paragraph 8:</b><br/>Requests the Global Environment Facility to consider combining the application processes for support for producing biennial transparency reports, including by considering raising the funding ceiling for expedited enabling activity projects, and for Capacity-building Initiative for Transparency projects, as appropriate, and by developing an expedited process for projects related to preparing biennial transparency reports;</p>   | <p>The possibility to submit a combined application to request support for two subsequent BTRs was contemplated in the current GEF Project and Program Cycle Policy and will be available for Parties in GEF-8.</p> <p>The modalities, procedures, and guidelines for the ETF under Article 13 of the Paris Agreement and the GEF's mandate to support developing country Parties in preparing their first and subsequent BTRs were defined at COP 24, in December 2018. By that time, the GEF-7 negotiation process had been completed and no resources had been allocated specifically for BTR support in the replenishment package. Given the resources constraint that followed in GEF-7, the GEF was compelled to prioritize access for support for the first BTR for as many countries as possible, which limited the possibility to combine the applications for two BTRs for the same country. In GEF-8, considering the specific funding allocation for EAs under the CCM set-aside, which explicitly considered the GEF's mandate to support the preparation of the first and subsequent BTRs, application for combined requests will be considered.</p> <p>The GEF continues to use a simplified template for all EAs.<sup>147</sup> As part of the request of GEF-8 replenishment participants to improve operational efficiency, the GEF Secretariat is already working to further streamline the template for EAs, as well as for FSPs and MSPs.</p> |

<sup>147</sup> [Enabling Activity Form](#)

| COP 26 Decision <sup>120</sup> / CMP 16 Decision <sup>121</sup> / CMA 3 Decision <sup>122</sup> / SBI 52-55 Conclusion <sup>123</sup> / SBSTA 52-55 Conclusion <sup>124</sup>  | GEF's Response   |
|--|--|
|  | <p>With regard to the funding ceiling, the current Guidelines on Project and Program Cycle (2020 Update),<sup>148</sup> specify that: "single country EA project up to \$2 million is processed under the CEO expedited approval authority procedures, either as an expedited EA up to \$1 million or as an MSP above \$1 million but up to \$2 million". In consideration of the above, the current funding ceiling can already accommodate the combining of two subsequent BTRs in one single application.</p>   |
| <p><b>Paragraph 9:</b><br/> <i>Encourages</i> the Global Environment Facility, Parties and implementing agencies to work collaboratively to ensure that financing for national inventory reports and biennial transparency reports is delivered in a timely manner, including by utilizing the bundled application modality and expedited procedures for enabling activities, and <i>requests</i> the Global Environment Facility to monitor the timeliness of project review, approval and preparation, including disaggregated tracking of each phase of project development (from project identification form approval to submission of chief executive officer approval request and disbursement through implementing agencies) and report to the Conference of the Parties serving as the meeting of the Parties to the Paris Agreement at its fourth session on the actions taken to implement the guidance contained in this paragraph;</p> | <p>In the reporting period, the GEF has continued to work with GEF Agencies to ensure that financing for national GHGs and BTRs is delivered in a timely manner. In the reporting period, the GEF has approved BTR support to 38 countries. In total the GEF has approved BTR support to 48 countries. This includes UNEP's Umbrella Program approved by the 62<sup>nd</sup> GEF Council Meeting, which will provide funding for up to 50 BTRs, 25 of which have already received a Letter of Endorsement from the respective GEF OFP. The GEF Secretariat is working closely with these countries and GEF Agencies to provide timely support, with the view to allow sufficient time for countries to prepare and submit their first BTR by the due date of no later than December 31, 2024.</p> <p>Regarding the request to monitor the timeliness of each phase of the project development and to report to the COP/CMA, specific information will be developed and included in the GEF Report to COP 27.</p> |
| <p><b>Paragraph 10:</b><br/> <i>Also requests</i> the Global Environment Facility to consider raising the funding ceiling for expedited enabling activities</p>  | <p>See the response under Paragraph 8 above.</p>   |
| <p><b>Decision 13/CMA.3: Matters relating to the Adaptation Fund</b></p>   |  |
| <p><b>Paragraph 4(t):</b><br/> The promotion of linkages of the Adaptation Fund with other bodies under the Convention, such as the Adaptation Committee, the Climate Technology Centre and Network, the Global Environment Facility, the Green Climate Fund, the Paris Committee on Capacity-building and the Standing Committee on Finance – the Adaptation Fund Board held discussions on</p>   | <p>The Adaptation Fund continued to draw upon the cross-support services of the GEF Secretariat, supporting the technical review of project and program proposals submitted for the thirty-eighth meeting of the Adaptation Fund Board, which took place from April 5 to 8, 2022. The GEF and Adaptation Fund have also continued collaboration on joint events and other matters as needed, such as information exchange on the recent developments in their gender-related work.</p>   |

<sup>148</sup> GEF, 2020, [Guidelines on the Project and Program Cycle Policy](#), Council Document GEF/C.59/Inf.03.

| COP 26 Decision <sup>120</sup> / CMP 16 Decision <sup>121</sup> / CMA 3 Decision <sup>122</sup> / SBI 52-55 Conclusion <sup>123</sup> / SBSTA 52-55 Conclusion <sup>124</sup>  | GEF's Response   |
|--|--|
| linkages between the Adaptation Fund and the Green Climate Fund, including through a framework for promoting the scaling up of funded projects and the Community of Practice for Direct Access Entities;   |  |
| <b>Decision 18/CMA.3: Annual technical progress reports of the Paris Committee on Capacity-building for 2020 and 2021</b>  |  |
| <p><b>Paragraph 2:</b></p> <p>Invites Parties, as appropriate, the operating entities of the Financial Mechanism, the constituted bodies under the Paris Agreement, United Nations organizations, observers and other stakeholders to consider the recommendations referred to in paragraph 1<sup>149</sup> above and to take any necessary action, as appropriate and in accordance with their mandates;</p>  | Refer to the response under paragraph 2 of decision 12/CP.26 above.          |
| <b>Decision 19/CMA.3: Warsaw International Mechanism for Loss and Damage associated with Climate Change Impacts</b>  |  |
| <p><b>Paragraph 12:</b></p> <p>Encourages, recognizing the urgent need for scaling-up action and support, as appropriate, including finance, technology and capacity-building, for the implementation of relevant approaches to averting, minimizing and addressing loss and damage in developing countries that are particularly vulnerable to the adverse effects of climate change, the Executive Committee, on the basis of its recommendations, to:</p> <p>Continue engaging and strengthening its dialogue with the Standing Committee on Finance, including by providing input to the Standing Committee on Finance when, in accordance with its mandate, it provides information, recommendations and draft guidance relating to the operating entities of the Financial Mechanism, as appropriate;</p> <p>Commence, continue and/or explore potential ways to enhance, as appropriate, collaboration with the operating entities of the Financial Mechanism to inform the work of the Executive Committee and its expert group on action and support;</p> | This decision is for the Warsaw International Mechanism Executive Committee. |

<sup>149</sup> Welcomes the annual technical progress reports of the PCCB for 2020 and 2021 and takes note of the recommendations contained in the 2021 report.



| COP 26 Decision <sup>120</sup> / CMP 16 Decision <sup>121</sup> / CMA 3 Decision <sup>122</sup> / SBI 52-55 Conclusion <sup>123</sup> / SBSTA 52-55 Conclusion <sup>124</sup>  | GEF's Response   |
|--|--|
| <b>Decision 22/CMA.3: Glasgow work programme on Action for Climate Empowerment</b>   |  |
| <p><b>Paragraph 6:</b><br/>Also invites multilateral and bilateral institutions and organizations, including the operating entities of the Financial Mechanism, as appropriate, to provide financial support for activities related to implementing Action for Climate Empowerment;</p>  | Refer to the response under paragraph 6 of decision 18/CP.26 above.    |
| <b>CMP 16 Decisions</b><br><b>Decision 3/CMP.16: Report of the Adaptation Fund Board for 2020 and 2021</b>   |  |
| <p><b>Paragraph 2:</b><br/>Notes the following information, actions and decisions relating to the Adaptation Fund Board presented in the reports referred to in paragraph 1<sup>150</sup> above:</p> <p>(v) The promotion of linkages of the Adaptation Fund with other bodies under the Convention, such as the Adaptation Committee, the Climate Technology Centre and Network, the Global Environment Facility, the Green Climate Fund, the Paris Committee on Capacity-building and the Standing Committee on Finance – the Adaptation Fund Board held discussions on linkages between the Adaptation Fund and the Green Climate Fund, including through a framework for promoting the scaling up of funded projects and the Community of Practice for Direct Access Entities;</p> | Refer to the response under paragraph 4(t) of decision 13/CMA.3 above. |
| <b>Decision 4/CMP.16: Fourth review of the Adaptation Fund, Terms of reference for the fourth review of the Adaptation Fund</b>  |  |
| <p><b>Annex</b><br/>The Conference of the Parties serving as the meeting of the Parties to the Kyoto Protocol decided that the scope of the review will cover the progress made to date and lessons learned in the operationalization and implementation of the Fund and it will focus on, inter alia: programming and project coherence and complementarity between the Adaptation Fund and other institutions funding adaptation projects and</p>  | Refer to the response under paragraph 4(t) of decision 13/CMA.3 above. |

<sup>150</sup> Takes note of the annual reports of the Adaptation Fund Board for 2020 and 2021 and the information contained therein.



|   |  |
|---|--|
| <b>COP 26 Decision<sup>120</sup> / CMP 16 Decision<sup>121</sup> / CMA 3 Decision<sup>122</sup> / SBI 52-55 Conclusion<sup>123</sup> / SBSTA 52-55 Conclusion<sup>124</sup></b>   | <b>GEF's Response</b>  |
| programmes, in particular institutions under the Convention and the operating entities of the Financial Mechanism and its specialized funds.  |  |
| <b>Decision 6/CMP.16: Fifth review of the implementation of the framework for capacity-building in countries with economies in transition under the Kyoto Protocol</b>  |  |
| <b>Paragraph 2:</b><br>The Conference of the Parties serving as the meeting of the Parties to the Kyoto Protocol recognizes that:<br>Parties included in Annex I to the Convention and the Global Environment Facility, within its mandate, have provided adequate resources and assistance for the implementation of the framework for capacity-building in countries with economies in transition established under decision 3/CP.7 and reaffirmed by decision 30/CMP.1;                                    | Noted.   |
| <b>Paragraph 5:</b><br>Also invites Parties included in Annex II to the Convention and other Parties in a position to do so, the Global Environment Facility, multilateral and bilateral agencies, international organizations, multilateral development banks, international financial institutions and the private sector or any further arrangements, as appropriate and within their mandates, to continue to provide support for capacity-building activities in countries with economies in transition. | Refer to the response under paragraph 5 of decision 13/CP.26 above.  |
| <b>Report of the Subsidiary Body for Implementation on its fifty-second to fifty-fifth session, held in Glasgow from 31 October to 6 November 2021</b>  |  |
| <b>Agenda Item 11: Matters relating to the least developed countries</b>  |  |
| <b>Paragraph 70:</b><br>The SBI noted with appreciation the financial pledges, totaling USD 307 million, made by the Governments of Belgium, Canada, Denmark, Finland, Germany, Iceland, Ireland, the Netherlands, Sweden and Switzerland to the Least Developed Countries Fund and urged additional contributions to the Fund  | The GEF appreciates the pledges to the LDCF and looks forward to additional contributions to the LDCF and SCCF to support CCA and technology transfer. |
| <b>Agenda Item 13(d): Linkages between the Technology Mechanism and the Financial Mechanism of the Convention</b>   |  |
| The SBI, having considered the progress of the Technology Executive Committee, the  | Refer to the response under paragraph 16 of decision 7/CP.26 above.  |

| COP 26 Decision <sup>120</sup> / CMP 16 Decision <sup>121</sup> / CMA 3 Decision <sup>122</sup> / SBI 52-55 Conclusion <sup>123</sup> / SBSTA 52-55 Conclusion <sup>124</sup>   | GEF's Response  |
|---|---|
| <p>Climate Technology Centre and Network, the Green Climate Fund and the Global Environment Facility in strengthening the linkages between the Technology Mechanism and the Financial Mechanism</p> <ul style="list-style-type: none"> <li>a) Welcomed the progress made by the TEC, the CTCN, the GCF and the GEF in strengthening linkages between the Technology Mechanism and the Financial Mechanism as reported in their annual reports to the COP in response to decision 14/CP.22, paragraph 9;</li> <li>b) Requested the secretariat to prepare, subject to the availability of financial resources, an information note on activities undertaken by the Technology Executive Committee, the Climate Technology Centre and Network and the operating entities of the Financial Mechanism to strengthen linkages between the Technology Mechanism and the Financial Mechanism for consideration at the 56th session of the Subsidiary Body for Implementation;</li> <li>c) Agreed to continue consideration of this matter at the 56th session of the Subsidiary Body for Implementation with a view to recommending a draft decision thereon for consideration and adoption at the 27th session of the Conference of the Parties.</li> </ul> |   |
| <b>Fifty-second to fifty-fifth session of the Subsidiary Body for Implementation and the Subsidiary Body for Scientific and Technological Advice</b>  |   |
| <b>Joint Item on the Koronivia joint work on agriculture</b>  |   |
| <p><b>Paragraph 52:</b></p> <p>The SBI and the SBSTA Welcomed the participation in four Koronivia workshops held in 2020 and 2021 of observers and representatives of the operating entities of the Financial Mechanism; the Adaptation Fund; the Least Developed Countries Fund and the Special Climate Change Fund (both administered by the Global Environment Facility); and the constituted bodies under</p>   | <p>The GEF continued to contribute to the Koronivia road map and attended the related meetings, according to the needs and invitations from the UNFCCC. The GEF Secretariat participated in the Koronivia Intersessional Workshop "Sustainable land and water management, including integrated watershed management strategies, to ensure food security" on 1-16 June 2021. The GEF presented its experience and views related to the themes of the Workshop.</p> |

| COP 26 Decision <sup>120</sup> / CMP 16 Decision <sup>121</sup> / CMA 3 Decision <sup>122</sup> / SBI 52-55 Conclusion <sup>123</sup> / SBSTA 52-55 Conclusion <sup>124</sup>  | GEF's Response |
|--|----------------|
| the Convention. The Subsidiary Body for Implementation and the Subsidiary Body for Scientific and Technological Advice also welcomed the work already undertaken on issues related to agriculture by these entities;   |                |
| <p><b>Paragraph 53:</b></p> <p>The SBSTA and the SBI encouraged the continued involvement of constituted bodies and financing entities in the Koronivia joint work on agriculture, highlighting the potential for creating interlinkages that lead to enhanced action and improvements in implementation</p> | Noted.         |

### 3. ENGAGEMENT WITH THE UNFCCC

281. The GEF took part in the UNFCCC negotiation process, including the Glasgow and Bonn Climate Change Conferences. In addition, the GEF Secretariat staff continued to participate and observe in events and meetings held virtually in an effort to advance work and to continue momentum and action, including the UNFCCC Climate Dialogues and meetings of constituted bodies, such as the SCF and the TEC.

282. The GEF report to COP 26 for the reporting period July 1, 2020, to June 30, 2021, approved by the GEF Council through decision by mail, was submitted to the UNFCCC Secretariat on August 5, 2021.<sup>151</sup> The report summarized the support provided to countries through the GEFTF, LDCF and SCCF. The report contained the guidance to the GEF received from COP 25 and the GEF's response. On October 4, 2021, the GEF submitted to the UNFCCC an addendum to the COP report on the status of resources approved by the GEF for the preparation of NCs and BURs from Parties not included in Annex I to the Convention.

283. At COP 26, the GEF highlighted various activities carried out to respond to guidance from COP 25 and its continuous efforts to support the implementation of the Paris Agreement, including in relation to its role regarding the implementation of the ETF. A ministerial pledging meeting for the LDCF was organized, where eleven countries and one region announced contributions totaling \$413 million to the LDCF. The GEF participated in and/or organized several meetings, including the following:<sup>152</sup>

- (a) "How to align public and private financial flows for the implementation of the three Rio conventions on biodiversity, climate change and desertification" on November 1, 2021;
- (b) "A new vision of climate finance from indigenous peoples and local communities", on November 1, 2021;
- (c) "Great Green Wall: Promoting Transformational Change to accelerate the

<sup>151</sup> GEF, 2021, [Report of the GEF to the 26<sup>th</sup> Session of the COP to the UNFCCC](#).

<sup>152</sup> Events coverage and news articles related to GEF participation in COP 26 are available on the GEF website at <https://www.thegef.org/events/gef-unfccc-cop26>.

implementation of the GGW initiative”, on November 1, 2021;

(d) “Leaders Pledge for Nature – High Ambition Coalition event”, on November 2, 2021;

(e) “Net-zero pathways: Moving from Aspirations to Actions”, on November 2, 2021;

(f) “Private sector leadership, innovation and ambition in climate and nature”, on November 3, 2021;

(g) “GEF-GCF Long Term Vision - Mobilizing finance for climate action and nature protection”, on November 5, 2021;

(h) “CBD COP 15: Strengthening Synergies through the Post 2020 GBF and Promoting Transformation Change to Restore Balance with Nature”, on November 6, 2021;

(i) GEF Side Event: “Enhancing Climate Ambition through Enhanced Transparency: Perspectives on the Progress and Role of the CBIT”, on November 6, 2021;

(j) “LDCF: Voices from the Ground”, on November 8, 2021;

(k) LDCF/SCCF pledging event, on November 9, 2021.

284. The Deputy Executive Secretary of the UNFCCC participated in the 61<sup>st</sup> GEF Council meeting on December 8, 2021 and, under the Relations with Conventions agenda item, provided an overview of the major outcomes of the Glasgow COP. He briefed the Council that the Paris Agreement Rule Book and the ETF had been completed after six years of negotiations. He also noted the critical importance of CCA, which should be treated with equal urgency and importance as CCM. He also mentioned the compromise reached on Article 6 of the Paris Agreement, among other key outcomes.

285. In addition, the Executive Secretary of the UNFCCC virtually addressed the 62<sup>nd</sup> GEF Council meeting in June 2022 under the Relations with Conventions agenda item. She highlighted the key role of GEF as a financial mechanism for climate action and sustainable development in the face of threat posed by climate change. She also recalled three reports by the Intergovernmental Panel on Climate Change (IPCC) and said the GEF’s commitment to support the Paris Agreement is an appropriate response to the IPCC’s findings.

286. In the reporting period, the GEF Secretariat has continued to actively consult with the UNFCCC Secretariat on the GEF-8 replenishment and the GEF Programming Strategy on Adaptation to Climate Change for LDCF SCCF (2022-2026) to ensure that the proposed GEF Programming Directions address UNFCCC and Paris Agreement priorities and guidance from COP 26 and CMA 3 and to facilitate synergies with other conventions towards greater effectiveness and impact. Input from the UNFCCC Secretariat has been sought through different channels and at various levels, including through technical bilateral discussions, and engagement of the UNFCCC Secretariat in the various meetings through written comments on proposed Programming Directions.

287. In the reporting period, GEF Secretariat staff participated either remotely or in person in the following UNFCCC-related meetings and provided updates on the status of GEF programming, responses to COP guidance, thematic programming, and capacity building, among other topics:

- (a) 25<sup>th</sup> meeting of the SCF on September 6-8, 2021 (virtual participation);
- (b) 23<sup>rd</sup> meeting of the TEC on September 7-13, 2021 (virtual participation);
- (c) 26<sup>th</sup> meeting of the SCF on October 12-14, 2021 (virtual participation);
- (d) PATPA side-event at COP 26 on November 10, 2021 (virtual participation);
- (e) “PCCB Toolkit” virtual webinar on March 15, 2022 (virtual participation);
- (f) 41<sup>st</sup> meeting of the LEG on March 21-23, 2022 (virtual participation);
- (g) 27<sup>th</sup> meeting of the SCF on March 22 to 23, 2022 (virtual participation);
- (h) 24<sup>th</sup> meeting of the TEC on March 22-25, 2022, and March 28, 2022 (virtual participation);
- (i) First Technical Expert Dialogue on the New Collective Quantified Goal on March 24-25, 2022 (virtual participation); and
- (j) 19<sup>th</sup> meeting of the CTCN Advisory Board on March 28-30, 2022 (virtual participation);

288. Finally, the GEF Secretariat attended Bonn Climate Change Conference, comprising of 56<sup>th</sup> session of the UNFCCC Subsidiary Body for Scientific and Technological Advice (SBSTA) and the Subsidiary Body for Implementation (SBI) held June 6-16, 2022. For the GEF, key discussions were on the provision of financial and technical support, adaptation related items, technology transfer and the Global Stocktake. In addition, the GEF secretariate organized outreach event to LDCs and SIDS and carried out consultations with key donors on the road to Sharm El-Sheikh for the LDCF/SCCF.

#### Part IV: Evaluations by the GEF Independent Evaluation Office

289. The GEF’s IEO conducted three evaluations in the reporting period that offered relevant insights and lessons for the climate change focal area.

#### **Seventh Comprehensive Evaluation of the GEF: Working Toward a Greener Global Recovery**

290. The IEO of the GEF evaluated the climate change focal area as part of Seventh Comprehensive Evaluation of the GEF: Working Toward a Greener Global Recovery (OPS7).<sup>153</sup> OPS7 was undertaken to inform the GEF-8 negotiations based on evaluative evidence drawn from 34 separate evaluations. In financing terms, the GEF climate change focal area refers to climate change activities funded through the GEFTF. Adaptation activities are supported separately through the LDCF and the SCCF. The study confirmed the climate change focal area’s relevance for the UNFCCC agenda, as well as its performance and effectiveness. The climate change focal area strategy has consistently evolved in response to lessons from experience. It has been guided by three principles: responsiveness to the UNFCCC guidance, consideration of national circumstances of recipient countries, and cost-effectiveness in achieving GEBs and adaptation benefits. The GEF has established itself as a significant and predictable multilateral source of climate finance for

---

<sup>153</sup> GEF IEO, 2021, [Seventh Comprehensive Evaluation of the GEF: Working Toward a Greener Global Recovery](#), Document GEF/R.8/10.

CCM, CCA, and national reporting.

291. Considering various aspects of performance of the CCM portfolio by replenishment period, a consistent picture emerges, with substantial improvements in project ratings from the pilot phase up to GEF-2 and relative stability thereafter. For outcomes, from the pilot phase level of 63 percent satisfactory, a score of 78 percent satisfactory had been reached by GEF-2, rising to 85 percent by GEF-5. Similarly, for likely sustainability, the level rose from 44 percent in the pilot phase to 68 percent in GEF-2 and has fluctuated only slightly around this figure in the subsequent replenishment periods.

292. The most recent confirmed results are those available in the GEF IEO database of terminal evaluation results as at mid-2021. Projects from GEF-6 and GEF-7 have not yet reached this stage, but 54 completed GEF-5 projects have. The results recorded in GEF-5 projects show that targets for CO<sub>2</sub> eq emission reductions and for demonstration of innovative technologies have already been substantially exceeded. New renewable energy capacity installed is moderately below target for completed projects and substantially below the apparently unrealistic targets in some project proposals as well for the overall GEF-5 target, which will be difficult to meet. For CO<sub>2</sub> eq emissions avoided by LULUCF, completed projects show a slight shortfall and the GEF-5 target looks unlikely to be met.

293. The GEF's approach to CCA from 2014 to 2022 has been innovative and cost-effective, maximizing results from available financial resources. In GEF-7, the GEF has introduced the Challenge Program for Adaptation Innovation, which aims to strengthen private sector engagement, mobilizing additional resources for technological innovation and adaptation. The evaluation of the LDCF<sup>154</sup> concluded that its portfolio contributed to reducing vulnerability and increasing resilience, mainstreaming CCA, and strengthening the enabling conditions for effective and integrated CCA. The evaluation also noted that the lack of resources available for new projects in GEF-6 reduced the efficiency of the LDCF project approval process, but that once implementation has begun, the efficiency of LDCF projects was comparable to other GEF-administered funds. Donor support in the GEF-7 period is quite high, and, in FY20, contributions recorded the highest amount since inception.

### **Study on Resilience, Climate Change Adaptation and Climate Risks in the GEF Trust Fund**

294. In the reporting period, the GEF IEO completed a study on resilience, climate change adaptation and climate risks in the GEFTF.<sup>155</sup> This study was presented to the GEF Council at its meeting in June 2022. The study found that the GEFTF is in a unique position when it comes to addressing the effects of climate change, given it is not focused on CCA like other funds that support the UNFCCC (the GCF, LDCF and SCCF). However, there has been a broad recognition that climate change also affects the environmental issues faced in other GEFTF's focal areas, and they must thus be considered together to ensure sustainable GEBs. The study found broad agreement across stakeholders that GEF's unique position of being an environmental multilateral fund without a strict focus on CCA allows it to build capacity and integrate CCA into environmental sectors that normally would not consider CCA among their top priorities.

<sup>154</sup> GEF IEO, 2020, [2020 Program Evaluation of the Least Developed Countries Fund](#), LDCF/SCCF Council Document GEF/LDCF.SCCF.29/E/01.

<sup>155</sup> GEF IEO, 2022, [Study on Resilience, Climate Change Adaptation and Climate Risks in the GEF Trust Fund](#), Council Document GEF/E/C.62.03.

295. The study also found that, in recent reporting periods, the GEF has responded to the Convention's request to build in resilience, CCA co-benefits and climate risk screening into the GEFTF's programming. Starting in GEF-5, MTF projects combining LDCF and SCCF CCA resources with GEFTF resources have led to CCA co-benefits. Climate risk screening was mainstreamed across the Trust Fund in GEF-7, corresponding with the release of the updated 2019 safeguards policy and is now mandatory for all new GEFTF projects. The GEF Secretariat and STAP provided guidance and training to the Agencies on carrying out climate risk screening, which was well received, although some Agencies noted they would benefit from further guidance on climate risk mitigation. STAP's resilience, adaptation pathways and transformation assessment (RAPTA) was designed as a way to help GEF projects integrate resilience into project design. Although the piloting of RAPTA in an IAP project in Ethiopia was successful, it has not been mainstreamed across the GEFTF because it is very resource-intensive and requires specific expertise to implement.

296. The evidence gathered by the study showed that integrating resilience and CCA into projects is correlated with satisfactory project outcomes. This was seen through the high-performance outcome ratings of the projects included in the Strategic Priority on Adaptation (SPA), an early pilot program in GEF-3 and 4 that integrated adaptation into GEFTF projects. Additionally, a statistical analysis of over 300 GEFTF projects found that those projects that integrated resilience into project design were more likely to have satisfactory project outcome ratings. Case study interviews also showed that the theme of resilience allowed project managers to integrate innovative, cross-cutting activities into projects that led to increased sustainability.

## **2021 Program Evaluation of the Special Climate Change Fund**

297. In the reporting period, the IEO completed the 2021 Program Evaluation of the SCCF,<sup>156</sup> assessing the progress made since the 2017 Program Evaluation<sup>157</sup> and the extent to which the Fund is achieving the objectives set out in the GEF Adaptation Strategy. Another important objective of the evaluation was to provide recommendations on the way forward for the SCCF within the context of changes in the global climate finance architecture. The evaluation found that the SCCF portfolio has been effective and has performed well. The performance of SCCF projects was comparable with that of the GEFTF, with 79 percent of completed SCCF projects rated in the satisfactory range for outcomes. In addition to field-based CCA benefits, the SCCF portfolio has resulted in strengthened institutional capacity, and achieved innovation, legal and regulatory, socio-economic, and sustainable financing outcomes. All completed SCCF projects developed or introduced new technologies or approaches.

298. The evaluation found that the stronger emphasis on private sector engagement set out in the GEF Adaptation Strategy was reflected in the portfolio of recently approved projects. Fifty-five percent of completed projects engaged the private sector in their implementation, while all recently approved projects had plans to do so in some capacity, either through partnership or activities that will benefit private sector stakeholders or support an enabling environment for private sector participation. An initiative specifically dedicated to engaging the private sector is the Challenge Program for Adaptation Innovation. In spite of the Program being in a relatively early stage, it shows promising signs of achievements and the potential of delivering results with limited

<sup>156</sup> GEF IEO, 2021, [2021 Program Evaluation of the Special Climate Change Fund](#), LDCF/SCCF Council Document GEF/LDCF.SCCF.31/E/01/Rev.01.

<sup>157</sup> GEF IEO, 2017, [Program Evaluation of the Special Climate Change Fund](#), LDCF/SCCF Council Document GEF/LDCF.SCCF.22/ME/02.

funding.

299. The SCCF has suffered from a virtual absence of new pledges despite its relevance, effectiveness, and interest from countries. Donor support to the SCCF has stalled since 2014, with only \$21.87 million contributed to the Fund from Switzerland. The SCCF's effectiveness and efficiency were found to be seriously undermined by this limited and unpredictable funding, which has restricted the number of projects that can be financed. Since the 2017 evaluation, only 10 new projects had reached the threshold of PIF approval. While it had attracted new partners, the efficiency of the Challenge Program for Adaptation Innovation pre-selection model has also been negatively affected by the lack of funding, with less than three percent of concepts selected for PIF preparation, in spite of significant time and effort invested in the pre-selection model by the GEF.

300. Given these challenges in attracting funding, the perception of key stakeholders was that, if the SCCF is to continue, it should be reformed, re-packaged, and re-energized, and the lack of visibility, branding, and communication need to be actively addressed. The evaluation findings pointed to the need to: formally close windows SCCF-C (mitigation) and SCCF-D (economic diversification) of the current settings of the SCCF that have never been funded, target support under window SCCF-A towards non-LDCs - particularly SIDS - and to re-focus the Fund towards technology transfer and innovation in adaptation in non-LDCs in the SCCF-B window as the area of clear added value. The key stakeholders also believed that this reform should be accompanied by an active, targeted resource mobilization, re-energized by enhanced visibility and clearer communication publicizing the SCCF as a distinct fund.



**ANNEX 1: GEF-8 FUNDING ENVELOPES AND ALLOCATIONS**

The following table presents the initial STAR country allocations for all countries that receive an allocation in GEF-8.<sup>158</sup>

**Table A1.1: Initial GEF-8 STAR Country Allocations (in \$ million)<sup>159</sup>**

| Country                         | Climate Change | Biodiversity | Land Degradation | Total |
|---------------------------------|----------------|--------------|------------------|-------|
| Afghanistan                     | 2.00           | 4.00         | 4.96             | 10.96 |
| Albania                         | 1.00           | 3.00         | 4.24             | 8.24  |
| Algeria                         | 2.49           | 4.94         | 4.82             | 12.25 |
| Angola                          | 3.52           | 11.23        | 3.70             | 18.45 |
| Antigua and Barbuda             | 2.00           | 4.00         | 4.42             | 10.42 |
| Argentina                       | 5.24           | 18.75        | 2.82             | 26.80 |
| Armenia                         | 1.05           | 3.00         | 4.24             | 8.30  |
| Azerbaijan                      | 2.33           | 3.00         | 3.88             | 9.21  |
| Bahamas                         | 2.00           | 5.58         | 2.00             | 9.58  |
| Bangladesh                      | 4.58           | 4.00         | 2.00             | 10.58 |
| Barbados                        | 2.00           | 4.00         | 3.25             | 9.25  |
| Belarus                         | 2.75           | 3.00         | 1.21             | 6.96  |
| Belize                          | 2.00           | 4.00         | 2.00             | 8.00  |
| Benin                           | 2.00           | 4.00         | 6.63             | 12.63 |
| Bhutan                          | 2.00           | 4.00         | 2.00             | 8.00  |
| Bolivia, Plurinational State of | 2.17           | 15.59        | 2.86             | 20.61 |
| Bosnia and Herzegovina          | 1.00           | 3.00         | 1.46             | 5.46  |
| Botswana                        | 1.00           | 3.00         | 3.89             | 7.89  |
| Brazil                          | 15.19          | 62.59        | 2.06             | 79.83 |
| Burkina Faso                    | 2.00           | 4.00         | 7.74             | 13.74 |
| Burundi                         | 2.00           | 4.00         | 4.89             | 10.89 |
| Cambodia                        | 2.00           | 4.65         | 3.14             | 9.80  |
| Cameroon                        | 1.26           | 17.12        | 2.01             | 20.40 |
| Central African Republic        | 2.00           | 4.00         | 2.89             | 8.89  |

<sup>158</sup> GEF, 2022, [Initial GEF-8 STAR Country Allocations](#), Council Document, GEF/C.63/Inf.05.

<sup>159</sup> The figures presented here are rounded to two decimal places. On the GEF Portal, the figures are presented as the actual amounts.

| Country                          | Climate Change | Biodiversity | Land Degradation | Total |
|----------------------------------|----------------|--------------|------------------|-------|
| Chad                             | 2.00           | 4.00         | 5.39             | 11.39 |
| Chile                            | 3.51           | 18.84        | 3.27             | 25.62 |
| China                            | 47.02          | 43.64        | 3.03             | 93.68 |
| Colombia                         | 6.46           | 55.28        | 2.63             | 64.36 |
| Comoros                          | 2.00           | 4.08         | 2.00             | 8.08  |
| Congo                            | 1.00           | 3.89         | 1.00             | 5.89  |
| Cook Islands                     | 2.00           | 4.00         | 2.00             | 8.00  |
| Costa Rica                       | 1.00           | 13.96        | 1.26             | 16.22 |
| Côte d'Ivoire                    | 1.00           | 7.61         | 4.25             | 12.86 |
| Cuba                             | 2.00           | 12.10        | 2.00             | 16.10 |
| Democratic Republic of the Congo | 4.53           | 22.60        | 2.26             | 29.40 |
| Djibouti                         | 2.00           | 4.00         | 3.87             | 9.87  |
| Dominica                         | 2.00           | 4.00         | 2.81             | 8.81  |
| Dominican Republic               | 2.00           | 7.26         | 2.57             | 11.83 |
| Ecuador                          | 1.96           | 33.68        | 3.49             | 39.13 |
| Egypt                            | 4.46           | 5.40         | 4.40             | 14.25 |
| El Salvador                      | 1.00           | 3.00         | 1.13             | 5.13  |
| Equatorial Guinea                | 1.00           | 3.00         | 1.00             | 5.00  |
| Eritrea                          | 2.00           | 4.00         | 3.92             | 9.92  |
| Eswatini <sup>160</sup>          | 1.00           | 3.00         | 3.50             | 7.50  |
| Ethiopia                         | 4.19           | 14.88        | 4.73             | 23.80 |
| Fiji                             | 2.00           | 7.96         | 2.00             | 11.96 |
| Gabon                            | 1.00           | 5.23         | 1.00             | 7.23  |
| Gambia                           | 2.00           | 4.00         | 6.08             | 12.08 |
| Georgia                          | 1.09           | 3.00         | 2.92             | 7.01  |
| Ghana                            | 1.50           | 5.60         | 4.63             | 11.73 |
| Grenada                          | 2.00           | 4.00         | 2.00             | 8.00  |
| Guatemala                        | 1.00           | 8.78         | 1.52             | 11.29 |
| Guinea                           | 2.00           | 5.54         | 3.62             | 11.16 |

<sup>160</sup> Eswatini was formerly named Swaziland until 2018.

| Country                          | Climate Change | Biodiversity | Land Degradation | Total  |
|----------------------------------|----------------|--------------|------------------|--------|
| Guinea-Bissau                    | 2.00           | 4.00         | 2.20             | 8.20   |
| Guyana                           | 2.00           | 4.07         | 2.00             | 8.07   |
| Haiti                            | 2.00           | 7.60         | 2.08             | 11.67  |
| Honduras                         | 1.00           | 12.80        | 2.10             | 15.90  |
| India                            | 41.65          | 43.78        | 3.89             | 89.32  |
| Indonesia                        | 20.05          | 82.15        | 1.45             | 103.65 |
| Iran (Islamic Republic of)       | 2.75           | 3.51         | 2.00             | 8.27   |
| Iraq                             | 1.00           | 3.00         | 2.43             | 6.43   |
| Jamaica                          | 2.00           | 6.50         | 2.95             | 11.45  |
| Jordan                           | 1.62           | 3.00         | 4.23             | 8.85   |
| Kazakhstan                       | 8.90           | 4.84         | 3.85             | 17.58  |
| Kenya                            | 3.06           | 13.42        | 4.82             | 21.30  |
| Kiribati                         | 2.00           | 4.58         | 2.00             | 8.58   |
| Kyrgyz Republic                  | 1.02           | 3.00         | 4.69             | 8.71   |
| Lao People's Democratic Republic | 2.00           | 6.75         | 2.15             | 10.90  |
| Lebanon                          | 1.08           | 3.00         | 3.81             | 7.89   |
| Lesotho                          | 2.00           | 4.00         | 3.90             | 9.90   |
| Liberia                          | 2.00           | 4.63         | 2.00             | 8.63   |
| Madagascar                       | 2.00           | 50.67        | 4.03             | 56.69  |
| Malawi                           | 2.00           | 4.40         | 5.52             | 11.92  |
| Malaysia                         | 5.01           | 19.90        | 1.41             | 26.32  |
| Maldives                         | 2.00           | 4.00         | 2.00             | 8.00   |
| Mali                             | 2.00           | 4.00         | 5.69             | 11.69  |
| Marshall Islands                 | 2.00           | 4.41         | 2.00             | 8.41   |
| Mauritania                       | 2.00           | 4.00         | 4.52             | 10.52  |
| Mauritius                        | 2.00           | 5.79         | 2.00             | 9.79   |
| Mexico                           | 9.83           | 58.70        | 3.38             | 71.90  |
| Micronesia (Federated States of) | 2.00           | 5.15         | 2.00             | 9.15   |
| Mongolia                         | 1.60           | 4.72         | 3.77             | 10.08  |
| Montenegro                       | 1.00           | 3.00         | 2.29             | 6.29   |

| Country                          | Climate Change | Biodiversity | Land Degradation | Total |
|----------------------------------|----------------|--------------|------------------|-------|
| Morocco                          | 1.60           | 4.88         | 4.98             | 11.46 |
| Mozambique                       | 2.05           | 16.79        | 6.53             | 25.37 |
| Myanmar                          | 3.96           | 13.34        | 2.00             | 19.30 |
| Namibia                          | 1.00           | 8.90         | 6.55             | 16.45 |
| Nauru                            | 2.00           | 4.00         | 2.00             | 8.00  |
| Nepal                            | 2.00           | 5.19         | 2.13             | 9.33  |
| Nicaragua                        | 1.10           | 6.92         | 1.75             | 9.77  |
| Niger                            | 2.00           | 4.00         | 6.39             | 12.39 |
| Nigeria                          | 8.30           | 8.36         | 4.76             | 21.41 |
| Niue                             | 2.00           | 4.00         | 2.00             | 8.00  |
| Pakistan                         | 7.35           | 5.74         | 4.68             | 17.77 |
| Palau                            | 2.00           | 4.00         | 2.00             | 8.00  |
| Panama                           | 1.00           | 14.15        | 1.28             | 16.43 |
| Papua New Guinea                 | 2.00           | 25.04        | 2.00             | 29.04 |
| Paraguay                         | 1.82           | 3.27         | 3.06             | 8.16  |
| Peru                             | 4.17           | 43.28        | 2.81             | 50.26 |
| Philippines                      | 5.45           | 45.51        | 1.80             | 52.76 |
| Republic of Cabo Verde           | 2.00           | 9.57         | 2.64             | 14.22 |
| Republic of Moldova              | 1.08           | 3.00         | 4.71             | 8.80  |
| Republic of North Macedonia      | 1.00           | 3.00         | 2.74             | 6.74  |
| Russian Federation               | 36.04          | 17.96        | 1.60             | 55.60 |
| Rwanda                           | 2.00           | 4.00         | 3.61             | 9.61  |
| Saint Kitts and Nevis            | 2.00           | 4.00         | 2.07             | 8.07  |
| Saint Lucia                      | 2.00           | 4.00         | 2.11             | 8.11  |
| Saint Vincent and the Grenadines | 2.00           | 4.00         | 2.39             | 8.39  |
| Samoa                            | 2.00           | 4.00         | 2.00             | 8.00  |
| São Tomé and Príncipe            | 2.00           | 4.78         | 3.63             | 10.41 |
| Senegal                          | 2.00           | 6.02         | 6.15             | 14.17 |
| Serbia                           | 1.37           | 3.00         | 1.57             | 5.94  |
| Seychelles                       | 2.00           | 6.82         | 2.00             | 10.82 |

| Country                            | Climate Change | Biodiversity | Land Degradation | Total |
|------------------------------------|----------------|--------------|------------------|-------|
| Sierra Leone                       | 2.00           | 4.00         | 2.46             | 8.46  |
| Solomon Islands                    | 2.00           | 9.33         | 2.00             | 13.33 |
| Somalia                            | 2.00           | 8.88         | 5.10             | 15.97 |
| South Africa                       | 7.36           | 35.69        | 6.05             | 49.10 |
| South Sudan                        | 2.00           | 4.00         | 2.41             | 8.41  |
| Sri Lanka                          | 2.04           | 13.91        | 3.05             | 19.00 |
| State of Libya                     | 1.00           | 3.00         | 1.80             | 5.80  |
| Sudan                              | 2.00           | 4.37         | 3.89             | 10.26 |
| Suriname                           | 2.00           | 4.00         | 2.00             | 8.00  |
| Syrian Arab Republic               | 1.00           | 3.00         | 2.13             | 6.13  |
| Tajikistan                         | 1.00           | 3.00         | 5.01             | 9.01  |
| Thailand                           | 5.75           | 11.64        | 1.71             | 19.10 |
| Timor-Leste                        | 2.00           | 4.00         | 3.59             | 9.59  |
| Togo                               | 2.00           | 4.00         | 5.54             | 11.54 |
| Tonga                              | 2.00           | 4.00         | 2.00             | 8.00  |
| Trinidad and Tobago                | 2.00           | 4.00         | 2.55             | 8.55  |
| Tunisia                            | 1.00           | 3.00         | 4.68             | 8.68  |
| Türkiye                            | 5.52           | 5.64         | 3.30             | 14.46 |
| Turkmenistan                       | 3.71           | 3.00         | 2.78             | 9.49  |
| Tuvalu                             | 2.00           | 4.00         | 2.00             | 8.00  |
| Uganda                             | 2.00           | 5.62         | 3.93             | 11.54 |
| Ukraine                            | 7.12           | 3.00         | 3.27             | 13.39 |
| United Republic of Tanzania        | 4.81           | 23.93        | 4.85             | 33.59 |
| Uruguay                            | 1.35           | 3.36         | 1.00             | 5.72  |
| Uzbekistan                         | 5.13           | 3.00         | 5.03             | 13.16 |
| Vanuatu                            | 2.00           | 5.30         | 2.00             | 9.30  |
| Venezuela (Bolivarian Republic of) | 5.68           | 18.69        | 2.10             | 26.46 |
| Viet Nam                           | 14.74          | 17.72        | 1.98             | 34.44 |
| Yemen                              | 2.00           | 7.61         | 4.05             | 13.66 |
| Zambia                             | 4.04           | 7.80         | 5.65             | 17.49 |

---

| Country  | Climate Change | Biodiversity | Land Degradation | Total |
|----------|----------------|--------------|------------------|-------|
| Zimbabwe | 1.59           | 5.43         | 6.19             | 13.22 |

## ANNEX 2: LIST OF PROJECTS AND PROGRAMS UNDER THE GEF TRUST FUND APPROVED IN FY22

### 1. List of Climate Change Mitigation Projects Approved in FY22

**Table A2.1: Climate Change Mitigation Projects and Programs Approved in FY22**

| GEF ID                                   | Country                     | Agency | Title  | Type <sup>a</sup> | GEF Amount (\$ million) <sup>b</sup> | Co-financing (\$ million) | Total (\$ million) |
|--|-----------------------------|--------|--|-------------------|--------------------------------------|---------------------------|--------------------|
| <b>Stand-alone projects and programs</b> |                             |        |  |                   |                                      |                           |                    |
| 10595                                    | Tunisia                     | UNDP   | <i>Strengthening Tunisia's Nationally Determined Contribution Transparency Framework</i>   | Mixed             | 1.7                                  | 0.2                       | 1.9                |
| 10635                                    | Lesotho                     | UNEP   | <i>Enabling Lesotho's Enhanced Transparency Framework</i>  | Mixed             | 1.4                                  | 0.2                       | 1.6                |
| 10644                                    | Chad                        | UNEP   | <i>Strengthening the Capacity of Institutions in Chad to Comply with the Transparency Requirements of the Paris Agreement</i>  | Mixed             | 1.2                                  | 0.2                       | 1.4                |
| 10648                                    | Burundi                     | UNEP   | <i>Building Capacities in Burundi to Implement the Enhanced Transparency Framework under the Paris Agreement</i>   | Mixed             | 1.4                                  | 0.1                       | 1.5                |
| 10668                                    | United Republic of Tanzania | UNEP   | <i>United Republic of Tanzania's Climate Enhanced Transparency Framework</i>   | Mixed             | 1.3                                  | 0.1                       | 1.4                |
| 10760                                    | Solomon Islands             | FAO    | <i>Strengthening the Capacity in the Agriculture and Land-use as well as Energy Sectors in the Solomon Islands for Enhanced Transparency in the Implementation and Monitoring of the Solomon Islands' Nationally Determined Contribution</i> | Mixed             | 1.3                                  | 3.9                       | 5.2                |
| 10761                                    | Vanuatu                     | FAO    | <i>Strengthening the Capacity in the Energy, Agriculture, Forestry, and other Land-use Sectors for Enhanced Transparency in the Implementation and Monitoring of Vanuatu's Nationally Determined Contribution</i>                            | Mixed             | 1.3                                  | 3.0                       | 4.3                |
| 10772                                    | Uzbekistan                  | FAO    | <i>Capacity-building to Establish an Integrated and Enhanced Transparency Framework in Uzbekistan to Track the National Climate Actions and Support Measures Received</i>  | Mixed             | 1.5                                  | 0.5                       | 2.0                |
| 10809                                    | Nigeria                     | CI     | <i>Strengthening the Capacity of Institutions in Nigeria to Implement the Transparency Requirements of the Paris Agreement</i>   | Mixed             | 1.5                                  | 0.1                       | 1.6                |
| 10817                                    | South Africa                | UNIDO  | <i>Sustainable Energy Systems for Urban-industrial Development in South Africa</i>   | Mixed             | 1.4                                  | 13.1                      | 14.5               |
| 10818                                    | Ecuador                     | UNEP   | <i>Implementing Ecuador's Climate Transparency System</i>  | Mixed             | 2.2                                  | 0.1                       | 2.3                |
| 10849                                    | Barbados                    | UNDP   | <i>Sustainable Management and Resilient Thinking for our Energy Revolution (SMARTER)</i>   | RE                | 1.8                                  | 11.1                      | 12.9               |
| 10856                                    | Saint Kitts and Nevis       | UNEP   | <i>Achieving a Rapid Decarbonization of the Energy Sector in Saint Kitts and Nevis</i>   | Mixed             | 3.7                                  | 11.4                      | 15.1               |
| 10859                                    | Marshall Islands            | IUCN   | <i>Marshall Islands Building Energy Efficiency</i>   | EE                | 2.5                                  | 2.6                       | 5.1                |
| 10878                                    | India                       | UNIDO  | <i>Improving Thermal Energy Efficiency in the Design, Manufacture and Operation of Industrial Boilers for Low-carbon Micro-, small and medium-sized Enterprises in India</i>   | EE                | 3.0                                  | 17.8                      | 20.8               |

| GEF ID  | Country       | Agency     | Title  | Type <sup>a</sup> | GEF Amount (\$ million) <sup>b</sup> | Co-financing (\$ million) | Total (\$ million) |
|---|---------------|------------|--|-------------------|--------------------------------------|---------------------------|--------------------|
| 10885   | Pakistan      | UNIDO      | Accelerating Low-carbon Circular Economy through Cleantech Innovation towards Sustainable Development in Pakistan  | TT                | 2.0                                  | 10.0                      | 12.0               |
| 10886   | Viet Nam      | UNIDO      | Accelerating Low-carbon Circular Economy through Cleantech Innovation towards Sustainable Development in Viet Nam  | TT                | 2.0                                  | 9.4                       | 11.4               |
| 10889   | Mongolia      | UNIDO      | Promoting Cleantech Innovation and Entrepreneurship for Green Jobs in Mongolia   | TT                | 2.0                                  | 6.0                       | 8.0                |
| 10896   | Ukraine       | World Bank | Sustainable Energy Efficiency in Municipal Services (SEEMS)  | EE                | 1.8                                  | 300                       | 301.8              |
| 10899   | Nepal         | WWF        | Building National Capacities of Nepal to Meet the Requirements of the Enhanced Transparency Framework of the Paris Agreement   | Mixed             | 1.8                                  | 1.2                       | 3.0                |
| 10917   | Colombia      | CAF        | Energy Efficiency for the Transition to Carbon-neutral Cities in Colombia  | EE                | 8.8                                  | 100.9                     | 109.7              |
| 10918   | Global        | World Bank | Green Hydrogen Support in Developing Countries   | TT                | 1.9                                  | 14.0                      | 15.9               |
| 10932   | Brazil        | UNEP       | Strengthening the National Transparency System in Brazil under the Paris Agreement (DataClima+)  | Mixed             | 4.2                                  | 0.5                       | 4.7                |
| 10964   | Malaysia      | UNEP       | Strengthening Malaysia's Capacity in Implementing and Tracking Ambitious Climate Change Actions  | Mixed             | 2.0                                  | 0.2                       | 2.2                |
| 10967   | Tajikistan    | FAO        | Strengthening the Capacity in the Agriculture and Land-use sectors in Tajikistan for Enhanced Transparency in the Implementation and Monitoring of Tajikistan's Nationally Determined Contribution under the Paris Agreement | Mixed             | 1.5                                  | 0.5                       | 2.0                |
| 10996   | Turkmenistan  | UNDP       | Developing the National Capacity of Turkmenistan through Improving Regulatory Environment towards Energy-efficient and Sustainable Building Sector   | EE                | 2.4                                  | 28.5                      | 30.9               |
| 10999   | Cabo Verde    | UNIDO      | Integrated Adoption of Electric Mobility in the Maritime Sector through Clean Technology Innovation  | TU                | 1.2                                  | 4.8                       | 6.0                |
| 11009   | Regional      | UNDP       | GEF-7 Africa Minigrids Program   | RE                | 0.9                                  | 45.4                      | 46.3               |
| 11013   | Barbados      | IADB       | Strengthening the Institutional and Technical Capacity of Barbados to Meet the Transparency Requirements of the Paris Agreement  | Mixed             | 1.4                                  | 0.2                       | 1.6                |
| 11040   | Tunisia       | UNDP       | Towards a Sustainable City through Energy Efficiency in Kairouan   | EE                | 0.9                                  | 1.9                       | 2.8                |
| 11042   | Cote d'Ivoire | UNIDO      | Integration of electric mobility with renewable energy in peri-urban and rural areas around cities in Côte d'Ivoire  | TU                | 1.8                                  | 8.5                       | 10.3               |
| <b>Stand-alone projects and programs Subtotal</b> |               |            |  |                   | <b>61.1</b>                          | <b>586.0</b>              | <b>645.7</b>       |
| <b>Multi-focal area projects and programs</b>     |               |            |  |                   |                                      |                           |                    |
| 10895   | Kazakhstan    | UNDP       | Seventh Operational Phase of the GEF Small Grants Program in Kazakhstan  | SGP               | 2.0                                  | 2.0                       | 4.0                |
| 10923   | Global        | CI         | The Systems Change Lab (SCL): Accelerating Transformational Change Needed to Safeguard the Global Commons for All  | Mixed             | 2.2                                  | 3.9                       | 6.1                |
| 10930   | Global        | CI         | Business Action and Advocacy for the Planet  | EE                | 2.2                                  | 3.9                       | 6.1                |
| 10937   | Regional      | CI         | The Selva Fund   | AFOLU             | 11.1                                 | 77.0                      | 88.1               |
| 10989   | Namibia       | UNIDO      | Promoting Technology Innovation and Entrepreneurship to Mitigate Climate Change and Combat Land Degradation in Informal Settlements and Peri-urban Areas   | TT                | 1.0                                  | 2.2                       | 3.2                |



| GEF ID   | Country | Agency | Title  | Type <sup>a</sup> | GEF                                 | Co-financing<br>(\$ million) | Total<br>(\$ million) |
|--|---------|--------|--|-------------------|-------------------------------------|------------------------------|-----------------------|
|  |         |        |  |                   | Amount<br>(\$ million) <sup>b</sup> |                              |                       |
| 10998  | Chad    | UNEP   | <i>Innovative Approach to protect Ouadis through the Promotion of Non-connected Mini-grid Solar Energy in Three Municipalities (Mao, Kakedena and Nokou) of Kanem Region</i> | RE                | 3.3                                 | 21.5                         | 24.8                  |
| <b>Multi-focal area projects and programs Subtotal</b> |         |        |  |                   | <b>12.9</b>                         | <b>315.5</b>                 | <b>326.4</b>          |

<sup>a</sup> AFOLU: agriculture, forestry and other land uses, EE: energy efficiency, Mixed: includes mixed objectives and CBIT projects, RE: renewable energy, SGP: Small Grants Program, TU: sustainable transport and urban systems, TT: demonstration, deployment and transfer of innovative LCTs

<sup>b</sup> Including PPGs and Agency fees.

## 2. List of Enabling Activities Approved in FY22

**Table A2.2: Enabling Activities Approved in FY22**

| GEF ID                              | Country             | Agency | Title  | GEF amount <sup>a</sup><br>(\$ million) | Co-financing<br>(\$ million) | Total<br>(\$ million) |
|-------------------------------------|---------------------|--------|--|---|------------------------------|-----------------------|
| 10636                               | Tonga               | UNDP   | <i>Fourth National Communication</i>   | 0.5                                     | -                            | 0.5                   |
| 10733                               | Cook Islands        | UNDP   | <i>Fourth National Communication and First Biennial Update Report</i>  | 0.9                                     | 0.2                          | 1.1                   |
| 10741                               | Montenegro          | UNDP   | <i>Development of the Fourth National Communication and the First Biennial Transparency Report of Montenegro to the UNFCCC</i> | 0.6                                     | 0.1                          | 0.7                   |
| 10743                               | Georgia             | UNDP   | <i>Development of the Fifth National Communication and the First Biennial Transparency Report of Georgia to the UNFCCC</i>     | 0.6                                     | 0.1                          | 0.7                   |
| 10747                               | Costa Rica          | UNDP   | <i>Development of Costa Rica's First Biennial Transparency Report to the UNFCCC</i>  | 0.5                                     | -                            | 0.5                   |
| 10824                               | Argentina           | UNDP   | <i>Argentina's Fourth Biennial Update Report</i>   | 0.4                                     | 0.1                          | 0.5                   |
| 10887                               | Namibia             | UNDP   | <i>Namibia's First Biennial Transparency Report and Fifth National Communication to the UNFCCC</i>                             | 0.6                                     | 0.2                          | 0.8                   |
| 10893                               | Ghana               | UNEP   | <i>Preparation of Ghana's Fourth Biennial Update Report and Fifth National Communication under the UNFCCC</i>                  | 0.9                                     | -                            | 0.9                   |
| 10894                               | Peru                | UNDP   | <i>Elaboration of the Third Biennial Update Report and the Fourth National Communication for Submission to the UNFCCC</i>      | 0.9                                     | -                            | 0.9                   |
| 10914                               | India               | UNDP   | <i>Preparation of India's First Biennial Transparency Report</i>   | 2.0                                     | 0.3                          | 2.3                   |
| 10949                               | Morocco             | UNDP   | <i>Preparation of Morocco's Combined Fifth National Communication and First Biennial Transparency Report to the UNFCCC</i>     | 0.6                                     | -                            | 0.6                   |
| 10953                               | Panama              | UNDP   | <i>Preparation of the First Biennial Transparency Report</i>   | 0.5                                     | 0.1                          | 0.6                   |
| 10955                               | Mexico              | UNDP   | <i>Mexico's Seventh National Communication and First Biennial Transparency Report to the UNFCCC</i>                            | 2.0                                     | 2.0                          | 4.0                   |
| 10962                               | Republic of Moldova | UNEP   | <i>Preparation of the First Biennial Transparency Report to the UNFCCC</i>   | 0.5                                     | -                            | 0.5                   |
| 10963                               | Viet Nam            | UNEP   | <i>Preparation of the First Biennial Transparency Report to the UNFCCC</i>   | 0.5                                     | -                            | 0.5                   |
| 10968                               | Malaysia            | UNEP   | <i>Enabling Malaysia to Prepare its First Biennial Transparency Report to the UNFCCC</i>                                       | 0.9                                     | -                            | 0.9                   |
| 10973                               | Global              | UNEP   | <i>Umbrella Programme for the Preparation of National Communications and Biennial Transparency Reports to the UNFCCC</i>       | 35.0                                    | -                            | 35.0                  |
| 10985                               | Chile               | FAO    | <i>First Biennial Transparency Report and Fifth National Communication to the UNFCCC</i>                                       | 0.6                                     | -                            | 0.6                   |
| <b>Enabling activities Subtotal</b> |                     |        |  | <b>48.5</b>                             | <b>3.1</b>                   | <b>51.6</b>           |

<sup>a</sup> GEF amount includes GEF project financing and Agency fees (there are no PPGs for EAs).

## 3. Summaries of Climate Change Mitigation Stand-alone Projects and Programs Approved in FY22

Tunisia: *Strengthening Tunisia's Nationally Determined Contribution Transparency Framework* (GEF ID: 10595, UNDP, GEFTF: \$1.7 million, Total cost: \$1.9 million). This CBIT project aims at

strengthening Tunisia's institutional and technical capacity for tracking progress made in implementing its NDC, as well as measuring and reporting on emissions, CCM and CCA activities, and support needed and received to the meet transparency-related requirements as defined in Article 13 of the Paris Agreement. Since its ratification of the UNFCCC in 1993, Tunisia has been fulfilling its commitments under the Convention by pursuing a strong climate change policy both on CCM and CCA, and by complying with its national reporting commitments, in addition to the elaboration of its NDC. Nevertheless, this capacity still needs to be strengthened to meet the Convention-related requirements that have recently evolved, especially with the adoption of the ETF modalities, procedures and guidelines (MPGs) and the need to submit a BTR and a national inventory report with comprehensive and accurate data by the end of 2024. The following gaps have been identified: (i) lack of organizational and institutional capacities and framework in relation to GHGI preparation and tracking of NDC implementation; (ii) lack of an NDC tracking tool; (iii) lack of capacity and tools to measure vulnerability/CCA; (iv) lack of capacity and tools to track support needed and received; (v) lack of a sustainable inventory system and capacity to prepare high-quality inventories; and (vi) lack of fully functioning MRV tools. The project will address the identified gaps through the following four components: (i) strengthening of Tunisia's MRV/transparency framework for NDC tracking; (ii) establishment of essential components of the integrated national MRV and monitoring and evaluation systems for transparency-related actions and progress; (iii) monitoring and evaluation; and (iv) knowledge management.

*Lesotho: Enabling Lesotho's Enhanced Transparency Framework* (GEF ID: 10635, UNEP, GEFTF: \$ 1.4 million, Total cost: \$1.6 million). Lesotho, an LDC, contains one of Southern Africa's main water catchment areas, capturing around 50 percent of the total catchment run-off and serves as one of the major sources of fresh water and drainage areas in the Southern Africa sub-region. Impacts of climate change could be detrimental to national and sub-regional water-dependent life forms, ecosystems and socio-economic activities. Key challenges related to the implementation of the ETF include: (i) lack of institutional arrangements and coordination of climate change-related activities; (ii) lack of data and access to information for a robust and detailed GHGI and a national MRV system; (iii) lack of technical expertise, tools and methodologies; and (iv) financial constraints and costs associated with the implementation of the ETF. This CBIT project will focus on building institutional arrangements and legal framework to collect and manage GHGI data and NDC tracking data; improving the national GHGI management system and training relevant stakeholders on the latest guidelines and tools for national GHGIs; and designing, testing, and operationalizing a national MRV system.

*Chad: Strengthening the Capacity of Institutions in Chad to Comply with the Transparency Requirements of the Paris Agreement* (GEF ID: 10644, UNEP, GEFTF: \$1.2 million; Total cost: \$1.4 million). The objective of this project is to help Chad to comply with the requirements of the ETF under the Paris Agreement. Chad is a landlocked sub-Saharan country with 63 percent of its territory being arid. The country is increasingly threatened by the adverse effects of climate variability and change, especially in sensitive sectors such as agriculture, livestock and water resources. Chad has submitted its third NC in 2021 and the first BUR is under preparation, to be completed in 2024. Main barriers related to transparency include: (i) institutional gaps and barriers; (ii) legal, regulatory and procedural gaps and barriers; (iii) lack of up-to-date climate data (including emission factors in relevant national sectors), as well as lack of protocols, methodologies and mechanisms; and (iv) lack of capacities and technical expertise. This CBIT project will assist Chad to overcome the barriers that prevent the country from meeting its international commitments as set out in Articles 4 and 13 of the Paris Agreement and strengthen

its capacity to collect and process climate change-related data into useful information for policymaking and reporting to the UNFCCC.

*Burundi: Building Capacities in Burundi to implement the Enhanced Transparency Framework under the Paris Agreement* (GEF ID: 10648, UNEP, GEFTF: \$1.4 million; Total cost: \$1.5 million). Burundi, an LDC and a landlocked country at the heart of Africa's Great Lakes Region, is very vulnerable to climate change as its economy is highly dependent on subsistence farming. GHG emissions have been rising between 2005 and 2015, primarily due to economic growth, deforestation and the conversion of forest land and meadows into cultivated land. Several capacity-building needs related to transparency remain. Along with helping build institutional arrangements and legal framework to collect and manage data for the GHGs and NDC tracking, this CBIT project will adopt an innovative approach by operationalizing a national MRV system that will allow for the integration of climate change-related data and information and allow for improvement of transparency over time. The project will also establish a national GHGI system and training will be provided to relevant stakeholders, potentially through a collaboration with the University of Burundi.

*United Republic of Tanzania: United Republic of Tanzania's Climate Enhanced Transparency Framework* (GEF ID: 10668, UNEP, GEFTF: \$1.3 million, Total cost: \$1.4 million). United Republic of Tanzania is a low-income country and the second largest economy in the East African Community. It is highly vulnerable to the adverse impacts of climate change, especially since agriculture is the backbone of its economy. It is currently preparing its third NC and the first BUR. Even though the country has taken steps to strengthen its domestic MRV system by establishing a National Carbon Monitoring Center (NCMC), challenges remain. They include: (i) lack of systematization and institutional arrangements for data gathering; (ii) lack of technology, methodologies and activity data for assessing the impact of CCM actions and enhancing the GHGI quality; and (iii) lack of common and comparable sectoral indicators for tracking progress. This CBIT project will help establish and enhance the country's transparency system by strengthening and formalizing long-term institutional arrangements for the elaboration of GHGIs. It will improve the overall data quality and management procedures for tracking NDC implementation, to help inform national decision-making processes as well as the global stocktake. The project will provide technical assistance to develop appropriate GHG emission modeling to inform decision making.

*Solomon Islands: Strengthening the Capacity in the Agriculture and Land-use as well as Energy Sectors in the Solomon Islands for Enhanced Transparency in the Implementation and Monitoring of the Solomon Islands' Nationally Determined Contribution* (GEF ID: 10760, FAO, GEF TF: \$1.3 million, Total cost: \$5.2). Solomon Islands, a SIDS, comprising more than nine hundred volcanic and coral islands in the Pacific Ring of Fire and cyclone zone, is very vulnerable to natural disasters and extreme climate events. The energy sector is the key source of GHG emissions. The country is currently preparing its third NC and its first BUR. The key barriers related to transparency include: (i) absence of CCM and CCA activity data and information system; (ii) lack of an integrated and systematic coordination and institutional mechanism for data and information sharing; and (iii) insufficient technical expertise. This CBIT project will ensure an efficient and comprehensive CCM and CCA-related information system through building technical and human capacities. It will adopt an innovative approach by developing a comprehensive coordination mechanism for enhanced transparency; and establish a monitoring and reporting framework for CCA. It will also establish a dedicated climate change knowledge management and information system.

*Vanuatu: Strengthening the Capacity in the Energy, Agriculture, Forestry, and other Land-use Sectors for Enhanced Transparency in the Implementation and Monitoring of Vanuatu's Nationally Determined Contribution* (GEF ID: 10761, FAO, GEFTF: \$1.3 million, Total cost: \$4.3 million).

Vanuatu, an archipelagic country and a SIDS in the South Pacific, was listed as one of the most vulnerable countries in the world to natural hazards and climate change by the United Nations World Risk Report (2012). Around 76 percent of the population and 81 percent of the land mass are exposed to natural hazards, such as cyclones, droughts, and storms. Three major sectors — AFOLU, energy and waste — are the largest contributors to GHG emissions. Vanuatu is currently preparing its third NC. This CBIT project will build the country's institutional and human capacities for complying with the ETF and develop implementation and monitoring of the country's NDC, focusing on the AFOLU sector. The project will specifically provide long-term benefits, by addressing the current weaknesses of the GHGI system and partnering with relevant institutions. It will leverage technical expertise on best practices, tools and lessons learned on climate change, such as Open Foris and SEPAL, for GHGI data generation in the forestry sector.

*Uzbekistan: Capacity-building to Establish an Integrated and Enhanced Transparency Framework in Uzbekistan to Track the National Climate Actions and Support Measures Received* (GEF ID: 10772, FAO, GEFTF: \$1.5 million, Total cost: \$2.0 million). Uzbekistan is a land-locked country in Central Asia. Agriculture is the most vulnerable sector, which has a profound impact on food security. The country is currently preparing its first BUR and its fourth NC. While Uzbekistan has established some elements of the GHGI, the MRV systems for CCM and CCA are in the early stages of development. Apart from establishing a capacity-building program, this CBIT project will help Uzbekistan improve its ability to effectively define and implement climate change-related policies and measures in the long term. It will assist in effectively organizing data for GHGI and MRV systems; help in tracking NDCs; enable the improvement of GHGIs, and economic and emission projections. The project will also facilitate the development of tracking tools and platforms to increase the country's ability to monitor the support received and progress towards its commitments.

*Nigeria: Strengthening the Capacity of Institutions in Nigeria to Implement the Transparency Requirements of the Paris Agreement* (GEF ID: 10809, CI, GEFTF: \$1.5 million, Total cost: \$1.6 million). This CBIT project aims to strengthen the institutional and technical capacity of Nigeria to respond to the transparency requirements of the Paris Agreement. Key barriers include: (i) weak coordination framework and institutional arrangements, and low institutional engagement in GHG data collection, management and monitoring; (ii) inadequate technical and institutional capacity for MRV and GHG data management; and (iii) weaknesses in GHG data access and tools. The project has four components: (i) strengthening the capacity of institutions in the key GHG emission sectors to manage Nigeria's GHGI and MRV systems, and to track implementation of the NDC in order to improve transparency over time; (ii) strengthening the capacity of key stakeholders on GHG data management for the GHGI and MRV systems; (iii) developing an integrated platform for climate transparency knowledge management; and (iv) monitoring and evaluation. The project will undertake a capacity needs assessment for key GHG-emitting sectors and identify information and capacity gaps, build on existing transparency initiatives, liaise with stakeholders to develop and strengthen transparency tools, such as the GHGI and MRV systems and share lessons learnt. It will deliver a functional, well-coordinated inter-sectoral institutional arrangement (cooperation and networking), which will strengthen coordination for GHG data collection, processing and sharing; and enable effective tracking and monitoring of GHG emissions and carbon trajectories.

South Africa: *Sustainable Energy Systems for Urban-industrial Development in South Africa* (GEF ID: 10817, UNIDO, GEFTF: \$1.4 million, Total cost: \$14.5 million). The project's objective is to reduce GHG emissions and their environmental and social impacts by accelerating the decarbonization of industrial parks, by addressing both the energy supply and demand sides. With a share of 25 percent of the GDP and employing an estimated 23 percent of the country's workforce, the industry sector serves as an important backbone of South African economy. It is the largest user of energy (47 percent of the energy consumption of the country). Emissions from the industrial processes and product use sector are slowly increasing, with the metal industries, particularly iron, steel and ferroalloy production, being the main sub-sector driving the increase. The understanding and unlocking of the huge potential for sustainable energy consumption and supply at industrial parks is of core importance. The project has three components: (i) fostering the coordination of sustainable energy transformation of eco-industrial parks by creating a conducive enabling environment under consideration of social equity; (ii) demonstration of low-carbon and sustainable energy solutions through pilots; and (iii) establishing a de-risking scheme for upscaling and replication of sustainable energy solutions in eco-industrial parks. The project will target existing industrial parks, which will be upgraded to eco-industrial parks with low-emission energy solutions. The project is expected to mitigate 14 Mt CO<sub>2</sub> eq of GHG emissions over its lifetime.

Ecuador: *Implementing Ecuador's Climate Transparency System* (GEF ID: 10818, UNEP, GEFTF: \$2.2 million, Total cost: \$2.3 million). Ecuador does not have adequate institutional arrangements for data collection in the context of climate change transparency. It also has limited technical capacities to design, implement and manage a complex, country-wide climate change transparency system and limited integration of climate change considerations into political decision making. Ecuador submitted its first BUR in 2016 and its third NC in 2017. The CBIT project will help streamline the collection, management, processing, and production of high-quality climate change-related information for the purpose of international reporting. Specifically, the project will enable the introduction of Tier 2 country-specific emission factors into key sectors. A climate change information repository and knowledge management system will be established in cooperation with the National Institute of Meteorology and Hydrology, and other research institutions and academia. This system will be used for decision-making at the national and sub-national levels. The project also aims to establish a capacity-building program on transparency.

Barbados: *Sustainable Management and Resilient Thinking for our Energy Revolution (SMARTER)* (GEFI ID: 10849, UNDP, GEFTF: \$1.8 million, Total cost: \$12.9 million). The objective of the project is to strengthen Barbados' institutional and technological capacities to transit towards a resilient, affordable and low-carbon electricity infrastructure. Barbados is highly vulnerable to the effects of climate change, in particular flooding and wind-caused damage. As most other SIDS, Barbados' energy sector is characterized by a dependency on imported fossil fuels and under-exploitation of local renewable sources. Electricity generation accounts for about 50 percent of total fossil fuel imports (diesel and heavy fuel oil), while 33 percent is consumed by the transport sector. The high average electricity consumption and price level undermine the competitiveness of the manufacturing and service sectors and put a large burden on households' budgets. To reduce fossil fuel consumption and import, the Government of Barbados set a goal of 100 percent renewable energy by 2030 in its updated National Energy Policy (BNEP 2019-2030). This project will significantly contribute towards this goal. The project consists of four components: (i) institutional strengthening for resilient, low-emission energy planning; (ii) bioenergy policy and technology; (iii) preparation and investment for decentralized renewable energy power systems;

and (iv) knowledge management, monitoring and evaluation. The project is expected to mitigate 0.4 Mt CO<sub>2</sub> eq of GHG emissions over its lifetime.

Saint Kitts and Nevis: *Achieving a Rapid Decarbonization of the Energy Sector in Saint Kitts and Nevis* (GEF ID: 10856, UNEP, GEFTF: \$3.7 million, Total cost: \$15.1 million). The project aims to accelerate the transition towards 100 percent renewable electricity generation and 100 percent high-energy efficiency public buildings in Saint Kitts and Nevis. The project has three components: (i) policy and institutional arrangements for decarbonizing the electricity sector and enhancing energy efficiency of public buildings; (ii) demonstration of feasibility of high-energy efficiency buildings and resilient grid-integrated renewable electricity generation; and (iii) scaling up financing for 100 percent renewable energy and energy-efficient measures. Component 1 supports Saint Kitts and Nevis in the development of a comprehensive enabling environment for achieving decarbonization of its electricity grid. It sets the ground by providing a revised National Energy Policy that updates the goals currently set for 2020. Component 2 introduces the first steps towards the implementation of the policy, by demonstrating to local stakeholders the technical, economic, social and environmental feasibility of achieving its ambitious targets. Pilots will demonstrate resilient high-energy efficiency buildings and innovative grid-integrated renewable electricity generation. Component 3 aims to ensure that the regional and international financing communities are fully aware of the opportunities contained in the policy and investment plan, including the developed pipeline of projects. The project is expected to mitigate 0.5 Mt CO<sub>2</sub> eq of GHG emissions over its lifetime.

Marshall Islands: *Marshall Islands Building Energy Efficiency* (GEF ID: 10859, IUCN, GEFTF: \$2.5 million, Total cost: \$5.1 million). The project's objective is to improve energy efficiency in the building sector in the Marshall Islands to reduce GHG emissions and help achieve the net zero emission target. The project has three components: (i) enabling policy activities for energy efficient buildings; (ii) government and public sector building energy-efficiency improvements; and (iii) monitoring, evaluation, and knowledge management. The project will include enabling policy activities for energy-efficient buildings and demonstration of feasibility of high energy efficiency buildings and resilient grid-integrated renewable electricity generation. The project will work with the banking sector in the Marshall Islands and build capacity for banks to develop and deliver loan mechanisms for companies and households to invest in energy-efficient appliances. In addition, the project will demonstrate improved energy efficiency of government and private buildings through technology and practices, including through NbS, while building a monitoring and evaluation system on energy performance. The project is expected to mitigate 0.1 Mt CO<sub>2</sub> eq of GHG emissions over its lifetime.

India: *Improving Thermal Energy Efficiency in the Design, Manufacture and Operation of Industrial Boilers for Low-carbon Micro-, small and medium-sized Enterprises in India* (GEF ID: 10878, UNIDO, GEFTF: \$3.0 million, Total cost: \$20.8 million). The project aims to scale up and mainstream thermal energy optimization in manufacturing MSMEs through the design, manufacture and operation of efficient industrial boilers. The project has four components: (i) demand creation through the development, promotion and implementation of best available techniques and operating practices for thermal energy optimization and industrial boiler efficiency; (ii) market facilitation through the introduction and mainstreaming of energy performance specification in the market for industrial boilers; (iii) supply creation through the promotion of manufacturing of, and market for, energy-efficient industrial boilers and boiler retrofits for manufacturing MSMEs; and (iv) monitoring and evaluation. The project will seed and nurture the emergence of business and technology support for energy-efficient industrial boilers and auxiliary equipment and steam

systems. It will adopt an integrated approach to demand creation through upskilling industrial boiler users, facilitating market development and retrofits through energy-efficient industrial boiler specifications, and improving supply by supporting industrial boiler manufacturers through technology demonstration and marketing support. The project is expected to mitigate 1.37 Mt CO<sub>2</sub> eq of GHG emissions over its lifetime.

*Pakistan: Accelerating Low-carbon Circular Economy through Cleantech Innovation towards Sustainable Development in Pakistan* (GEF ID: 10885, UNIDO, GEFTF: \$2.0 million, Total cost: \$12.0 million). The objective of this project is to promote high-impact clean technology innovation for scaling up climate action and creation of green jobs in Pakistan, by integrating renewable energy, energy efficiency, and waste management. The project has three components: (i) transforming early-stage innovative cleantech solutions into scalable enterprises; (ii) cleantech innovation and entrepreneurship strengthening, and enhanced connectivity; and (iii) coordination and monitoring. Component 1 focuses on identifying innovative cleantech solutions and business model ideas and providing entrepreneurial skills and business growth support. Pakistan's private sector's potential and contribution as cleantech solution providers will be enhanced by providing direct support to early-stage cleantech SMEs to enhance their capacity and competitiveness for business growth. This will also leverage market opportunities embedded in CCM. Component 2 will aim to increase the institutional capacity of key national players, as well as sub-national and local institutions, to engage in cleantech acceleration and commercialization in Pakistan. The project is expected to mitigate 0.9 Mt CO<sub>2</sub> eq of GHG emissions over its lifetime.

*Viet Nam: Accelerating Low-carbon Circular Economy through Cleantech Innovation towards Sustainable Development in Viet Nam* (GEF ID: 10886, UNIDO, GEFTF: \$2.0 million, Total cost: \$11.4 million). The objective of this project is to accelerate the application of innovative cleantech solutions for low-carbon and circular economy towards sustainable development in priority sectors in Viet Nam, by integrating renewable energy, energy efficiency, and waste management. The project has three components: (i) policy and institutional framework and national cleantech innovation and entrepreneurship strengthening and enhanced connectivity; (ii) transforming early-stage innovative cleantech solutions into scalable enterprises; and (iii) coordination and monitoring. It seeks to promote and support the introduction of innovative clean technologies and products, business models and services to contribute towards low-carbon, circular economy and sustainable development that include renewable energy, new and sustainable material integration, energy-saving measures, environmentally friendly waste treatment as well as sustainable agriculture and aquaculture through the cleantech accelerator approaches. The project also will create synergies with the national strategies towards further integration of the country's economy into the global market by establishing a new trend in environmental management and sustainable development, in which circular economy, green economy and innovation are mainstreamed. The project has a unique approach as it seeks to capacitate the private sector to deliver environmental benefits through transforming early-stage cleantech companies into fast-growing enterprises while simultaneously developing the cleantech innovation and entrepreneurship. The project is expected to mitigate 0.9 Mt CO<sub>2</sub> eq of GHG emissions over its lifetime.

*Mongolia: Promoting cleantech Innovation and Entrepreneurship for Green Jobs in Mongolia* (GEF ID: 10889, UNIDO, GEFTF: \$2.0 million; Total cost: \$ 8.0 million). The objective of the project is to promote the acceleration of high-impact clean technology innovation for large-scale deployment and creation of green jobs in Mongolia. The project has three components: (i) transforming early-stage innovative cleantech solutions into scalable, commercial enterprises; (ii) cleantech



innovation and entrepreneurship strengthening and connectivity; and (iii) knowledge management and coordination. It will promote innovation and entrepreneurship in Mongolia by: (i) identifying and nurturing cleantech innovations in enterprises; (ii) strengthening the national capacity of institutions and partner organizations for the sustainable implementation of cleantech and accelerator approach; (iii) supporting and working with national policy makers to strengthen the supportive policy framework for SMEs and entrepreneurs; and (iv) enabling national SMEs to scale up globally. Furthermore, the project will assist Mongolia in developing appropriate national policies and regulations that create an enabling business environment for cleantech innovation and commercialization. The project is expected to mitigate 0.5 Mt CO<sub>2</sub> eq of GHG emissions over its lifetime.

Ukraine: *Sustainable Energy Efficiency in Municipal Services (SEEMS)* (GEF ID: 10896, World Bank, GEFTF: \$1.8 million, Total cost: \$301.8 million). The project aims to scale up the investment in energy-efficient technologies in municipal facilities and services in Ukraine, thereby contributing to a reduction of energy consumption that will lead to GHG emission reductions and air quality improvement in cities. As more than 70 percent of the country's population lives in cities, focusing on energy consumption at the municipal level would bring significant additional economic and social benefits with important demonstrational effects. The World Bank and GEF funds will be channeled and managed through Ukrexim Bank to municipalities, to finance eligible capital investments and technical assistance activities that will enable energy savings and reduction of municipal energy bills. This approach for expanding municipal energy efficiency financing will also demonstrate and contribute to the sustainability of municipal services while improving the financial performance of municipalities. The project consists of three components: (i) municipal energy efficiency and energy management investments. This component will support loans to municipalities and municipal energy companies for investments in street lighting, water and wastewater, heating and building; (ii) foreign exchange hedging and/or credit enhancement mechanism. Grant-funded support will be provided to help smaller/less creditworthy municipalities to access project funds, through mechanisms to be determined during preparation, which could include foreign exchange risk hedging instruments and potentially credit enhancement mechanisms; (iii) technical assistance to promote an enabling environment for municipal energy efficiency projects and project implementation. The project is expected to mitigate 5.0 Mt CO<sub>2</sub> eq of GHG emissions over its lifetime.

Nepal: *Building National Capacities of Nepal to Meet the Requirements of the Enhanced Transparency Framework of the Paris Agreement* (GEF ID: 10899, WWF, GEFTF: \$1.8 million, Total cost: \$3.0 million). The aim of this CBIT project is to strengthen the country's capacities to meet the requirements of the ETF and track national progress against priority actions identified in its NDCs. Nepal, an LDC, submitted its third NC and is in the process of developing its BUR. The key barriers related to transparency include: (i) weak institutional arrangements; (ii) limited capacity and technical expertise; (iii) lack of data and databases, (iv) insufficient tools and processes to calculate emissions; and (v) lack of dedicated human and financial resources for MRV. This project aims to address the above-mentioned barriers by: (i) building an institutional mechanism through formal arrangements and coordination among relevant ministries, agencies, the private sector and CSOs; (ii) developing guidelines, protocols, and methods for establishing a central climate action management system; and (iii) building technical capacity to meet the requirements of the ETF. It comprises four components: (i) strengthening national institutions for climate transparency-related activities in line with national priorities and provisions of the ETF; (ii) enhancing technical capacity to assess, monitor and report the emissions and removals of GHGs; (iii) strengthening

national capacity to monitor and report on the means of implementation and progress of NDCs; and (iv) monitoring, evaluation and knowledge management.

Colombia: *Energy Efficiency for the Transition to Carbon-neutral Cities in Colombia* (GEF ID: 10917, CAF, GEFTF: \$8.8 million, Total cost: \$109.7 million). The project's objective is to contribute to a reduction of CO<sub>2</sub> emissions by increasing energy efficiency in the construction sector in Barranquilla, Montería and Pasto through the development of actions that involve the different stages of the life cycle of buildings and interventions in public space. The residential, public, and commercial sectors consume 25 percent of energy nationwide. Although Colombia has made progress on energy efficiency in the construction of buildings and public spaces, there are still barriers that must be overcome: (i) governance of the construction sector; (ii) lack of incentives for the application of energy efficiency and sustainability criteria in projects, works or activities associated with construction; (iii) lack of knowledge, skills, and capacities for energy-efficient construction at the local level; and (iv) lack of evaluation and monitoring mechanisms. The project has three components: (i) governance for energy efficiency in buildings and public spaces; (ii) pilots of energy efficient buildings and public spaces; and (3) project management, dissemination, and knowledge management. The main innovative features of the project are: (i) the development of a guide with sustainability criteria for construction, which includes the entire life cycle through a local approach and considers the climatic zones and ecosystems present in area; and (ii) the operation of an online platform for the evaluation of projects, work or activities of energy-efficient construction in public spaces or buildings, which allows to obtain data in terms of emission reductions in accordance with the applied sustainability criteria. This platform will help in the decision-making for both local authorities and the construction industry. The project is expected to mitigate a total of 1,2 Mt CO<sub>2</sub> eq of GHG emissions.

Global: *Green Hydrogen Support in Developing Countries* (GEF ID: 10918, World Bank, GEFTF: \$1.9 million, Total cost: \$15.9 million). The objective of the project is to raise awareness of the value of green hydrogen, address barriers to its production and use, and support the development of first-of-their-kind projects in developing countries. While declining costs of green hydrogen production indicate that green hydrogen may reach current fossil-based hydrogen production figures in the long term in some regions, there are various factors that need to be addressed in the short term in order to enable a broader green hydrogen scale-up. Overall, the project will aim to promote policy innovations to support green hydrogen technology development and transfer in order to reduce global GHG emissions. It will focus on multiple policy, strategy, and technology application cases, as well as on supporting investment lending operations, including the establishment of financial mechanisms for investment opportunities in green hydrogen across sectors, starting with the power sector, from long-duration storage and the integration of renewables to hard-to-abate heavy industry (cement, chemicals, steel, etc.) solutions. In addition, the proposal will focus on green hydrogen solutions across other key sectors, such as transport (long-distance trucking, shipping, and aviation), agriculture (ammonia production) and the building sector. The project consists of two main components: (i) Component 1 will address knowledge and technical assistance through the establishment of a Green Hydrogen Development Facility that will serve as a global platform to disseminate best practices and facilitate knowledge exchange to raise awareness among public and private sector stakeholders of different green hydrogen technology applications and policy solutions; (ii) Component 2 will target the development/operationalization of emerging green hydrogen investment lending and technical assistance opportunities through first-of-their-kind projects in Chile, Morocco, Tunisia, and Ukraine to fast-track public-private investment mobilization for green hydrogen project development. The project is expected to mitigate 1.98 Mt CO<sub>2</sub> eq of GHG emissions.

*Brazil: Strengthening the National Transparency System in Brazil under the Paris Agreement (DataClima+)* (GEF ID: 10932, UNEP, GEFTF: \$4.2 million, Total cost: \$4.7 million). This project aims to strengthen the national transparency system in Brazil (DataClima+) for informing national policy-making and meeting the requirements of the ETF. In 2016, Brazil deposited the instrument of ratification of the Paris Agreement in which the country pledged to adopt measures to reduce GHG emissions through its NDC, which was updated in December 2020. Brazil submitted its fourth BUR and fourth NC in 2020. Key barriers related to transparency include: (i) absence of a centralized data framework and insufficient institutional arrangements for collecting, monitoring and reporting on climate data and their use for policy-making; (ii) insufficient technical and scientific capacities to produce the required climate data with appropriate methodologies; and (iii) limited integration of climate change considerations into national planning and decision-making. The project comprises the following components: (i) integrated climate data platform; (ii) climate transparency modules; (iii) national policy-making informed by climate data, and; (iv) monitoring and evaluation. By producing high-quality climate information, the country will improve and streamline its climate data management cycle, including as related to planning, data collection, processing, analysis, information publishing and sharing, and knowledge management. Climate information will be used for international reporting and serve as an essential input for national decision making.

*Malaysia: Strengthening Malaysia's Capacity in Implementing and Tracking Ambitious Climate Change Actions* (GEF ID: 10964, UNEP, GEFTF: \$2 million, Total cost: \$2.2 million). This CBIT project aims to strengthen Malaysia's ability to identify, implement and track ambitious CCM and CCA actions, their costs, benefits, support and impacts on sustainable development. Malaysia submitted its first NDC in 2015, and an update in 2021. Based on the updated submission, Malaysia intends to reduce its economy-wide carbon intensity (against GDP) by 45 percent in 2030 compared to 2005 level. Malaysia submitted its third NC and third BUR. While there are past and ongoing experiences related to transparency in the country, barriers remain. The main ones are: (i) lack of tools and methodology for assessing impact of sector-specific CCM actions and long-term CCM analysis; (ii) lack of well-developed system for tracking NDC progress; (iii) lack of data and capacity to develop robust and accurate national GHGs; and (iv) lack of coordination. The project comprises four components: (i) strengthening capacities and systems for NDC tracking and designing ambitious climate actions; (ii) regular, accurate and timely GHG emission inventories submitted to the UNFCCC on a regular basis; (iii) assessment of systems and tools for tracking support; and (iv) monitoring and evaluation. The implementation of this project will help delivering regular reports of robust, accurate and reliable national GHG emission/removal data; enhancing the scientific analysis of the current climate challenges, GHG emission trends and projections, climate scenarios and risks, vulnerabilities, and loss and damage for better decision making; providing regular, credible analyses of climate benefits and co-benefits, costs and investment potential; strengthening institutional capacities and coordination mechanisms; and increasing awareness among stakeholders.

*Tajikistan: Strengthening the Capacity in the Agriculture and Land-use Sectors in Tajikistan for Enhanced Transparency in the Implementation and Monitoring of Tajikistan's Nationally Determined Contribution under the Paris Agreement* (GEF ID: 10967, FAO, GEFTF: \$1.5 million, Total cost: \$2.0 million). The project's objective is to strengthen Tajikistan's national capacities to meet the requirements of the ETF for CCM and CCA actions and support received for the sectors covered by NDCs. The GEF investment for this project will enhance national and sectoral institutional and technical capacities to track the progress of national NDC actions on CCM and CCA, as well as of support received. Most importantly, it will ensure the transparency, accuracy,

consistency, compatibility, and clarity of CCM and CCA data and information. The project includes the following components: (i) strengthening the institutional capacity for coordinated monitoring and reporting under the ETF; (ii) enhancing stakeholders' technical capacities for ETF reporting focusing on CCM, CCA, and climate finance; (iii) developing a data and information management system for the ETF on NDC CCM and CCA actions, and support received; and (iv) monitoring and evaluation.

*Turkmenistan: Developing National Capacity of Turkmenistan through Improving Regulatory Environment towards Energy-efficient and Sustainable Building Sector* (GEF ID: 10996, UNDP, GEFTF: \$2.4 million, Total cost: \$30.9 million). The objective of the project is to support Turkmenistan's low-carbon development in achievement of CCM goals by reducing GHG emissions from multi-family residential buildings sector and by improved monitoring of energy use in public buildings. With approximately 5.8 million citizens, the population of Turkmenistan is growing by approximately one percent per year. The country is also undergoing a steady shift toward greater urbanization. This population growth has triggered a construction boom, including residential and public buildings. As a result, energy consumption and GHG emissions in the building sector are also expected to rise. It is estimated that, by 2050 energy consumption in the building sector is expected to increase by more than 30 percent. The project is expected to have an important and long-term impact on energy efficiency improvement and carbon emission reduction in the country. It consists of three components: (i) piloting energy-efficient technologies and energy management information systems in residential and public buildings; (ii) policy, regulations, and institutional mechanisms for energy-efficient buildings; and (iii) Knowledge sharing, capacity building, and monitoring and evaluation. The project is expected to mitigate 0.9 Mt CO<sub>2</sub> eq of GHG emissions.

*Cabo Verde: Integrated Adoption of Electric Mobility in the Maritime Sector through Clean Technology Innovation* (GEF ID: 10999, UNIDO, GEFTF: \$1.2 million, Total cost: \$6.0 million). The objective of the project is to advance the adoption of electric mobility in the maritime sector in Cabo Verde, particularly for remote villages, with the use of renewable energy options. Artisanal fishery constitutes around 64 percent of the country fishing activity, both in terms of catches and fishermen involved. In 2017, there were 1,815 vessels in the artisanal fishery, and the number of artisanal fishery vessels is estimated to increase with the development of the sector. Although rural electrification rate is around 90 percent, local population still has difficulties in accessing affordable, stable and clean electricity due to financial and technical challenges. Transport and the supply and use of electricity are often tied with the consumption of fossil fuels that has unwanted global and local air-quality outcomes. It is therefore increasingly important to promote decarbonization of the artisanal fishery sub-sector and thus contribute to the climate objectives of the country. Specifically, the project will focus on remote villages where small-scale fishery is a subsistence activity. The project will also address the energy access gap in remote villages by providing photovoltaic solar panels that will fuel the vessel but will also be used for ice-making for cooling of fish. The project is structured around four components: (i) policy and institutional support to promote low-carbon maritime mobility solutions; (ii) support to the supply of a sustainable energy infrastructure to drive low-carbon maritime mobility solutions and related technologies; (iii) stimulation of the demand of electric battery services; and (iv) monitoring and evaluation. The project is expected to mitigate 0.2 Mt CO<sub>2</sub> eq of GHG emissions over the lifetime of the equipment.

*Regional: GEF-7 Africa Minigrids Program* (GEF ID: 11009, UNDP, GEFTF: \$0.9 million, Total cost: \$46.3 million). The Program's objective is to support African countries to increase energy access by

reducing the cost and enhancing the commercial viability of renewable energy minigrids. This second addendum updates the information provided in the Africa PFD that was originally approved by the GEF Council in December 2019 and amended as approved by the GEF Council in June 2021. It seeks to include three additional countries. Of these countries, one country (Democratic Republic of the Congo) will join the Program with its available CCM STAR resources and two will be 'third-party funded' projects joining the Program with available UNDP funding. In addition, this addendum includes a major change to the earlier approved Mali child project concept, now with additional CCM STAR resources. The Mali child project was originally included in the second round of national child projects. This addendum brings the total number of countries to 20 and cumulative total GEF financing for the *GEF-7 Africa Minigrids Program* to \$36,202,518 (including Agency fees) and projected co-financing to \$532,672,000. The design of national child projects' basic component structure and the objectives of this addendum remain the same as that of the approved PFD. This second addendum is expected to mitigate 3.4 Mt CO<sub>2</sub> eq of GHG emissions, which will result in a total of 31.8 Mt CO<sub>2</sub> eq for the entire Program.

*Barbados: Strengthening the Institutional and Technical Capacity of Barbados to Meet the Transparency Requirements of the Paris Agreement* (GEF ID: 11013, IADB, GEFTF: \$1.4 million, Total cost: \$1.6 million). The objective of this project is to strengthen the country's transparency framework through the design and implementation of a fully functional and harmonized domestic MRV system for the effective implementation of the country's NDC and other transparency-related activities. Barbados, a SIDS, has submitted its second NC, and is currently preparing its third NC, first BUR and first BTR. The key barriers related to transparency include: (i) lack of data, capacity, tools and methodologies; (ii) ineffective institutional arrangements; and (iii) lack of financial resources. This project will help Barbados improve the transparency arrangements under the UNFCCC, while recognizing the special circumstances of the country. It will allow to address data issues and build capacity for the development and update of GHGIs. It will enable tracking of the progress made in implementing and achieving the NDC, and enhance collaboration among ministries, agencies, and the private sector, as well as improve knowledge in transparency. This will not only help Barbados comply with the ETF but will also enable the country to participate in international carbon markets by having a robust inventory and an MRV system. The project comprises three components: (i) improvement of the GHGI; (ii) improvement of the MRV system and strengthening the transparency framework for compliance with the Paris Agreement; and (iii) knowledge management and capacity building on transparency of climate change action.

*Tunisia: Towards a Sustainable City through Energy Efficiency in Kairouan* (GEF ID: 11040, UNDP, GEFTF: \$0.9 million, Total cost: \$2.8 million). The objective of the project is to promote green buildings and efficient lighting in alignment with the objectives of the enhanced Nationally Determined Contribution, the Sustainable Development Strategy of Kairouan and the National Programme for Sustainable Cities in Tunisia. The project comprises 3 components: (i) Institutional strengthening for regulating the market for new efficient buildings; (ii) Energy efficient public lighting; and (iii) Knowledge management, monitoring and evaluation, and scale-up strategy. The project is expected to implement energy efficient street lighting in the City of Kairouan, develop national standards building materials and outdoor lighting technologies that will provide better quality assurance to end-users, streamline institutional mechanisms and developed a local value chain for the production of ecological building material. The innovativeness of the project stems from migrating from a conventional, project-based approach to a city-wide transformational approach that will also include the testing and implementation of novel approaches based on local institution capacity strengthening to scaling-up the diffusion of energy efficiency technologies

(buildings and public lighting) in Tunisia. The project is expected to mitigate 0.5 Mt CO<sub>2</sub> eq emissions.

*Côte d'Ivoire: Integration of electric mobility with renewable energy in peri-urban and rural areas around cities in Côte d'Ivoire* (GEF ID: 11042, UNIDO, GEFTF: \$1.8 million, Total cost: \$10.3 million). The objective of the project is to promote an integrated, sustainable and renewable energy-based transport system to reduce greenhouse gas emissions with a focus on connecting the peri-urban and rural areas with the cities in Côte d'Ivoire. While a number of actions on promoting electric mobility are going-on in Côte d'Ivoire, there is limited integration and focus on 2&3 wheelers which hindering its implementation in the country. The project is structured in 4 components: (1) Strengthening the institutional framework and financial mechanism to promote E-Mobility in Côte d'Ivoire; (2) Demonstration in support of e-mobility technologies and infrastructure in peri-urban and rural areas; (3) Capacity building and awareness raising; (4) Monitoring and evaluation. The project will be implemented in peri-urban and rural areas around five cities in Côte d'Ivoire. Conceived as a demonstration project, the sites were chosen to have a good sampling and reflect the diversity of the type of mobility in Ivorian peri-urban and rural areas connected to major cities. The project demonstration activities will focus on integrating electric 2&3 wheeler vehicles into off-grid photovoltaic systems. The project will provide solutions on off-grid renewable electricity for charging batteries for electric 2&3-wheelers. The project is expected to mitigate over 0.1 Mt CO<sub>2</sub> eq emissions.

#### **4. Summaries of Climate Change Mitigation Multi-focal Area Projects and Programs Approved in FY22**

*Kazakhstan: Seventh Operational Phase of the GEF Small Grants Program in Kazakhstan* (GEF ID: 10895, UNDP, GEFTF: \$2.0 million, Total cost: \$4.0 million). The seventh phase of the GEF SGP in Kazakhstan, to be financed through this project, will involve various stakeholders and sectors in the field of CCM, renewable energy, energy efficiency, land degradation, and SLM. The project seeks to promote and support local initiatives and small grant projects that increase socio-ecological resilience and strengthen local natural resource management capabilities in the seven target landscapes for local and global environmental benefits. The project will enhance local knowledge and stakeholder capacities for comprehensive governance and management in pursuit of these objectives. This project will promote innovation, participation of local communities and CSOs, and strengthen local governance and the role of women and youth. In addition, individual supported SGP projects will focus on innovative work by women. The project will promote sustainability by empowering and strengthening local institutions to protect the environment that will continue long after the project completion. The project will include local governments to encourage learning and future application of this approach.

*Global: The Systems Change Lab (SCL): Accelerating Transformational Change Needed to Safeguard the Global Commons for All* (GEF ID: 10923, CI, GEFTF: \$2.2 million, Total cost: \$6.1 million). In partnership with leading data providers and technical experts, the project aims to develop a centralized tracking platform where transformations across systems are monitored on a regular basis, providing the first complete picture of progress of necessary transitions side-by-side, informing policy and practice. The project has the following components: (i) monitoring the transformational change across key systems; (ii) developing knowledge products for learning and sharing about the ingredients for change; and (iii) mobilizing action for systems change. As a virtual and dynamic situation room, the SCL will monitor systems change globally, taking stock of where shifts are accelerating (or stalling), and analyzing what is working, what is

not, and why. The platform will also track changes in the underlying drivers of systems changes – those forces that have historically enabled transformational change, including innovations in technologies, practices, and approaches, supportive policies, strong institutions, shifts in social norms, and leadership of critical change agents. The SCL will be a platform to harness data, analytical tools, and technical expertise. For example, the SCL could help with establishing new coalitions for selected areas related to GEF priorities, including transitioning to a sustainable food and land use future and/or sustainable urban future.

Global: *Business Action and Advocacy for the Planet* (GEF ID: 10930, CI, GEFTF: \$2.2 million, Total cost: \$6.1 million). The objective of the project is to contribute to addressing the degradation of nature and loss of biodiversity globally caused to a large degree by unsustainable business practices that contribute to land- and sea use change; direct exploitation of organisms; climate change; pollution; and other drivers of loss. The objective of this project falls across three focal areas (biodiversity, land degradation and climate change). As businesses both impact and depend on nature, they need to be included in efforts to halt and reverse nature loss to achieve transformational change at a global scale. Working under three components, the project will unify and amplify the business voice through concrete policy actions at key biodiversity negotiations, thus ensuring a coordinated message via high-level stakeholders such as CEOs of leading companies. Business-government dialogues at national level will: (i) support four national-level business advisory groups to guide governments in implementing business-related targets of the CBD post-2020 framework; and (ii) jointly develop business biodiversity action plans to support the implementation of the business-related targets of CBD post-2020 framework in key countries – Colombia, India, Malaysia and South Africa. By focusing on enhancing the understanding across the corporate world of business dependencies and impacts on nature and related risks, a knowledge program on good business practices for nature, including training, will be developed. The project will be implemented globally, and then at the national level within the key countries.

Regional: *The Selva Fund* (GEF ID: 10937, CI, GEF TF: \$11.1 million, Total cost: \$88.1 million). This project will provide financial and technical assistance through the Selva Fund for SMEs to invest in bioeconomy activities, forest-based products and commodity value-chains. The bioeconomy activities are expected to contribute to the protection and restoration of the Amazon Forest, while supporting sustainable livelihoods for local communities in the Amazon regions of Brazil, Colombia, Ecuador and Peru. The Fund structure has been designed to be part of a broader SDG Bond Program, that will seek to mobilize additional private finance through capital markets for this Fund and other five blended finance impact funds. The project builds on the previous work of the Partnerships For Forests (P4F) that supported regenerative business models across the tropical forest belt globally. The project is expected to generate 805,810 ha of landscapes under improved practices, of which 577,921 ha are to benefit biodiversity; 280,806 ha of area of forest and forest land restored, and 50,595,570 t of CO<sub>2</sub> emissions avoided. It is expected to benefit 324,853 smallholder farmers in Brazil, Colombia, Ecuador and Peru.

Namibia: *Promoting Technology Innovation and Entrepreneurship to Mitigate Climate Change and Combat Land degradation in Informal Settlements and Peri-urban Areas* (GEF ID: 10989, UNIDO, GEFTF: \$1.0 million; Total cost: \$3.2 million). The objective of the project is to promote the acceleration of high-impact clean technology innovation for large-scale deployment and creation of green jobs, with a particular focus on land-based initiatives to address land degradation challenges. The expansion of informal settlements in Namibia is a major problem. Deforestation has become widespread in peri-urban areas as residents require firewood for their heating and cooking needs due to the absence of electricity. In addition, in these areas, land degradation is

driven by unsustainable land management practices that are widely applied and by high cost of competing land use that is putting pressure on natural resources and ecosystem services. The following barriers to sustainable practices have been identified: (i) limited access to finance; (ii) lack of capacity, (iii) limited uptake of technologies in informal settlements; (iv) lack of institutional coordination; (v) limited enabling policy and regulatory environment, (vi) lack of cleantech innovations; (vii) lack of public awareness; and (viii) lack of trained experts and information about cleantech. Addressing the identified barriers, this project will pilot solutions to address the challenges in informal settlements relating to the provision of new and innovative approaches to waste management, renewable energy and energy efficiency and efforts to combat environmental degradation and deforestation in peri-urban areas. The project is structured around four components: (i) transforming early-stage innovative cleantech solutions into scalable, commercial enterprises; (ii) cleantech innovation and entrepreneurship strengthening and connectivity; and (iii) knowledge management and project coordination. This project intends to merge innovation, technology and entrepreneurship by supporting SMEs and start-ups to develop and implement innovative solutions. It is expected to restore 3,000 ha of degraded agricultural lands and 3,000 ha of forest lands and bring 4,000 hectares under SLM. It is also expected to mitigate 0.27 Mt CO<sub>2</sub> eq of GHG emissions.

*Chad: Innovative Approach to Protect Ouadis through the Promotion of Non-connected Mini-grid Solar Energy in Three Municipalities (Mao, Kekedena and Nokou) of Kanem Region* (GEF ID: 10998, UNEP, GEFTF: \$3.3 million, Total cost: \$24.8 million). The objective of the project is to protect the integrity and productivity of Ouadis ecosystems and improve access to renewable energy through the use of the benefits of solar pumping systems in three municipalities of the Kanem region. The project will address the following barriers: (i) inappropriate selection of SLM technologies for Ouadis ecosystems restoration to address land degradation; (ii) lack of support for the initial investment to access solar panels for irrigation water pumps to address land degradation in Ouadis, and (iii) insufficient knowledge management, monitoring and evaluation of land degradation dynamics and the use of solar power for multiple usages. The project innovation is its objective of combining the combating of land degradation through promotion of SLM that will make use of solar energy for pumping water for irrigation and use of the access to mini-grid system to support energy access for local communities. The project has three components: (i) promotion of gender-sensitive best SLM practices to protect Ouadis ecosystems; (ii) investment to support local communities' (men and women) access to solar energy for irrigation and economic benefits; and (iii) establishment of long-term gender-sensitive knowledge management and monitoring system of Ouadis ecosystems. The project is expected to restore 1,500 ha of natural grass and shrublands and bring 1,200 ha under SLM. It is also expected to mitigate 1.3 Mt CO<sub>2</sub> eq of GHG emissions.

## 5. Summaries of Enabling Activities Approved in FY22

*Tonga: Fourth National Communication* (GEF ID: 10636, UNDP, GEFTF: \$0.5 million, Total cost: \$0.5 million). This EA aims to strengthen technical and institutional capacities of Tonga in preparing and submitting NCs. The activities will build on the work that had been carried out during the preparation of the third NC and address concerns, gaps and difficulties encountered therein. The EA will continue to raise general knowledge and promote awareness of climate change and its effects. It will also enhance the visibility of climate change on the national agenda through strengthened cooperation and increased involvement of all relevant stakeholders in the process. The information generated through the EA will assist strategy and policy development and facilitate policy dialogue, capacity building, mainstreaming CCM and CCA into sectoral policies and



national development plans and the design of climate change programs and projects. It will further strengthen the capacity of national institutions in research and analysis, eventually contributing to Tonga's efforts to reduce the adverse impacts of climate change. It will also assist Tonga to prepare for transitioning to the ETF and create an enabling policy environment for a domestic MRV system essential for the implementation of the Paris Agreement.

*Cook Islands: Fourth National Communication and First Biennial Update Report* (GEF ID: 10733, UNDP, GEF TF: \$0.9 million, Total cost: \$1.1 million). This EA will assist the Cook Islands in the preparation and submission of its first BTR and fourth NC towards the fulfilment of the obligations under the UNFCCC and the Paris Agreement. The EA will work to improve the capacities of the relevant Government institutions on enhanced transparency. Key results of the EA include: (i) an assessment of the national circumstances pertaining to climate change and national development priorities, with gender disaggregated data included; (ii) national GHGI updated in accordance with the 2006 IPCC guidelines and introduction of the 2019 refinement to the extent possible; (iii) procedures and arrangements to collect and archive data for the preparation of national GHGIs; (iv) a revised and validated assessment of the mitigation potential by 2040; (v) updated information on vulnerability to the adverse impacts of climate change and an overview of CCA measures; (vi) valuation of economic, financial and opportunity costs for CCM and CCA; (vii) identification of constraints, gaps and related financial, technology and capacity-building needs and proposal of activities and measures for overcoming the gaps and constraints; and (viii) information on steps taken to integrate climate change considerations into relevant social, economic and environmental policies and actions. The EA aims to submit the NC and BTR by the end of 2025.

*Montenegro: Development of the Fourth National Communication and the First Biennial Transparency Report of Montenegro to the UNFCCC* (GEF ID: 10741, UNDP, GEFTF: \$0.6 million, Total cost: \$0.7 million). This EA will support Montenegro to prepare its first BTR combined with the fourth NC to be submitted by December 2024. This EA will build on findings and recommendations from previous NCs and BURs as well as the recommendations from the International Consultation and Analysis (ICA) process. It will work to improve capacities of the relevant Government institutions on enhanced transparency. Key results expected from this EA include: (i) review of previous NCs and overview of the current circumstances, policies and institutional arrangements; (ii) progress towards mainstreaming of climate change considerations along with gender issues into key development strategies and sector-based policy frameworks; (iii) GHGI covering the period 2000 to 2022 in accordance with the 2006 IPCC Guidelines at the Tier 2 level as much as possible; (iv) tracking of progress of NDC implementation and achievement and CCM actions, including an assessment of policies and projection of GHG emissions; (v) development of climate scenarios, socio-economic scenarios and climate change vulnerability assessment for priority sectors and preparation of plans and programs proposing measures to facilitate CCA and inclusion of gender dimension; and (vi) compilation and submission of the NC and BTR.

*Georgia: Development of the Fifth National Communication and the First Biennial Transparency Report of Georgia to the UNFCCC* (GEF ID: 10743, UNDP, GEFTF: \$0.6 million, Total cost: \$0.7 million). This EA will assist the Government of Georgia in the preparation and submission of its fifth NC and its first BTR as a combined report for the fulfilment of the obligations under the UNFCCC and the Paris Agreement. This EA will build on findings and recommendations from previous NCs and BURs as well as the recommendations from the ICA process. The EA will work to improve capacities of the relevant Government institutions on enhanced transparency. Key

expected results of the EA are: (i) reviewed and updated information on national circumstances and institutional arrangements; (ii) compiled information on financial, technology development and transfer and capacity-building support needed and received; (iii) enhanced national capacities for the continuous preparation and management of the national GHGI; (iv) compiled information necessary to track progress in implementing and achieving the NDC; (v) analysis of mitigation policies and measures and projections of GHG emissions up to 2040; (vi) update of the climate change vulnerability assessment and report on progress of CCA measures; and (vii) compiled and submitted NC and BTR by the end of 2024.

*Costa Rica: Development of Costa Rica's First Biennial Transparency Report to the UNFCCC* (GEF ID: 10747, UNDP, GEFTF: \$0.5 million, Total cost: \$0.5 million). This EA will assist the Government of Costa Rica in the preparation and submission of its first BTR. This EA will build on findings and recommendations from previous NCs and BURs as well as recommendations resulting from the ICA process. The EA has five components: (i) the GHGI report for the period 1990-2021; (ii) information necessary to track progress made in implementing and achieving the NDC; (iii) information related to climate change impacts and adaptation; (iv) information on financial, technology development and transfer and capacity-building support needed and received and areas of improvement; and (v) publication and submission of report and knowledge management. The long-term objective of the EA is to improve reporting and transparency over time and to strengthen the technical capacity of Costa Rica in the development of actions that allow the integration of climate change into national and sectorial development goals by giving continuity to the institutional and technical capacity strengthening process. The EA will build on the inputs, tools and enhanced capacities achieved by the CBIT project in terms of improving transparency.

*Argentina: Argentina's Fourth Biennial Update Report* (GEF ID: 10824, UNDP, GEFTF: \$0.4 million, Total cost: \$0.5 million). This EA will assist the country in the preparation of its fourth BUR in fulfillment of its obligations towards the UNFCCC. This EA will aim to address some of the identified capacity-building gaps and needs identified. The EA has five components: (i) national circumstances, institutional arrangements and support received in the preparation of the BUR; (ii) national inventory of anthropogenic emissions by sources and removal by sinks of all GHGs; (iii) CCM actions and their MRV system; (iv) identification of constraints and gaps, and related financial, technical, and capacity needs, including a description of support needed and received; and (v) monitoring, evaluation and submission of the BUR to the UNFCCC. The BUR will allow assessing the consistency of the national GHGI with the CCM measures from the climate change sectoral plans for the implementation of the NDC and provide the necessary technical resources for medium- and long-term policy planning. It will also prepare for the transition to the BTR in terms of capacity building and reporting requirements as well as including the provisions in the enhanced transparency framework. The transition plan will require the development of capacities for projections of emissions with a consistent approach to include key drivers according to national circumstances and ensure a smooth transition from historical emissions and assumptions.

*Namibia: Namibia's First Biennial Transparency Report and Fifth National Communication to the UNFCCC* (GEF ID: 10887, UNDP, GEFTF: \$0.6 million, Total cost: \$0.8 million). The EA aims to assist Namibia in the preparation and submission of its first BTR and fifth NC for the fulfillment of its obligations under the UNFCCC and the Paris Agreement. The review will enable the alignment of the two NDCs to better reflect the national situation and the projected emission reductions. The EA has six components: (i) national inventory report of anthropogenic emissions by sources and removals by sinks of GHGs; (ii) information necessary to track progress made in implementing and achieving NDCs under Article 4 of the Paris Agreement; (iii) information related to climate change

impacts and adaptation under Article 7 of the Paris Agreement; (iv) information on financial, technology development and transfer and capacity-building support needed and received under Articles 9-11 of the Paris Agreement; (v) other relevant information (e.g. gender) including supplemental NC chapters, research and systemic observation; education, training and public awareness; and (vi) publication and submission of the reports to the UNFCCC. This EA will build on findings and recommendations from previous NCs and BURs as well as the recommendations from the ICA process, the UNFCCC quality assurance exercise on the GHGI and the review conducted under the GSP. These efforts will be pursued concurrently with the CBIT project *Enhancing Namibia's Capacity to Establish a Comprehensive Transparency Framework for Measurement, Reporting and Verification of Climate Actions and Reporting on NDC Implementation under the Paris Agreement* (GEF ID 10157).

Ghana: *Preparation of Ghana's Fourth Biennial Update Report and Fifth National Communication under the UNFCCC* (GEF ID: 10893, UNEP, GEFTF: \$0.9 million, Total cost: \$0.9 million). This EA will support Ghana to prepare its fourth BUR and fifth NC. It will build on findings and recommendations from previous NCs and BURs as well as the recommendations from the ICA process. The EA will work to improve capacities of the relevant Government institutions with a specific focus on Government staff and key stakeholders, including local government staff and private sector representatives. The reports will include national circumstances and institutional arrangements, national GHGIs, measures to facilitate adequate CCA, CCM measures, information on CCM actions and their effects, constraints and gaps, related financial, technical, and capacity building needs, information on domestic MRV, and other relevant information. Ghana will use both Tiers 1 and 2 across the inventory. Tier 1 is mainly used for the energy and agriculture sectors inventory, while Tier 2 is used for specific categories under LULUCF, waste and industrial processes and product use (IPPU). Also, the EA will conduct self-assessment and stocktaking exercise for the preparation of the EA proposal for subsequent reports under the UNFCCC.

Peru: *Elaboration of the Third Biennial Update Report and the Fourth National Communication for Submission to the UNFCCC* (GEF ID: 10894, UNDP, GEFTF: \$0.9 million, Total cost: \$0.9 million). The objective of this EA is to support Peru in enhancing its national capacities and combining resources to improve policies and strategy developments in order to meet its commitments under the UNFCCC and the Paris Agreement, and in reporting achievements through the preparation and submission of its third BUR and fourth NC. Among other, the EA will: (i) promote policy-oriented studies; (ii) support inter-institutional cooperation among key stakeholders; (iii) consolidate the integration of climate change into the national development guidelines and strategies; and (iv) enhance the progress in NDC implementation and achievements and continuous building of capacity and expertise for transparency in advancing of the ETF. The EA has four components: (i) national circumstances, evolution, and current context for action on climate change; (ii) national GHGIs, CCM actions, and MRV assessment; (iii) vulnerability, risks, and CCA assessment; and (iv) compilation of the third BUR and fourth NC, knowledge management, capacity building, monitoring and evaluation.

India: *Preparation of India's first Biennial Transparency Report* (GEF ID: 10914, UNDP, GEFTF: \$2.0 million, Total cost: \$2.3 million). This EA aims to appropriately implement the ETF under the Paris Agreement by fulfilling India's reporting commitments of submitting a BTR to the UNFCCC. The EA will build on findings and recommendations from previous NCs and BURs as well as the recommendations from the ICA process. Furthermore, it will build on, and collaborate with, the CBIT project, which enhances India's capacity of transparency framework, and fourth NC-fourth BUR EA, which supports India's reporting to UNFCCC with the latest GHGIs. The EA has two

components: (i) compliance with the Paris Agreement reporting requirements through preparing and submitting India's first BTR; and (ii) finalization, publication and submission of the BTR, knowledge management, monitoring and evaluation. The EA will support India to report its national inventory of GHG emissions by sources and removals by sinks at the Tier 2 and 3 levels for key sectors. It will also help the Government to prepare the information necessary to track progress made in implementing and achieving NDCs under Article 4 of the Paris Agreement, including projections of the GHG emissions, and assessment of impact of CCM policies and measures on future trends in GHG emissions. The EA will further support the Government to provide information on CCA under Article 7 of the Paris Agreement and information on financial, technology development and transfer and capacity building support needed and received.

*Morocco: Preparation of Morocco's Combined Fifth National Communication and First Biennial Transparency Report to the UNFCCC* (GEF ID: 10949, UNDP, GEFTF: \$0.6 million, Total cost: \$0.6 million). This EA will assist the Government of Morocco in the preparation and submission of its fifth NC and first BTR for the fulfillment of the obligations under the UNFCCC and the Paris Agreement, planned to be submitted by the end of 2024. To date, Morocco has developed four NCs and two BURs and undertaken procedures and arrangements needed to provide continuity to the process. This EA will build on findings and recommendations from previous NC and BUR work. It is organized around five components: (i) support needed and received and other relevant information; (ii) national inventory report of anthropogenic emissions by sources and removals by sinks of GHGs; (iii) information necessary to track progress made in implementing and achieving NDCs under Article 4 of the Paris Agreement; (iv) information related to climate change impacts and adaptation under Article 7 of the Paris Agreement; (v) compilation of the NC and BTR, knowledge management, monitoring and evaluation. The EA will build on the inputs, tools and enhanced capacities achieved by the CBIT project in terms of improving transparency.

*Panama: Preparation of the First Biennial Transparency Report* (GEF ID: 10953, UNDP, GEFTF: \$0.5 million, Total cost: \$0.6 million). This EA will assist the Government of Panama in the preparation and submission of its first BTR for the fulfillment of the obligations under the UNFCCC and the Paris Agreement, to be submitted by the end of 2023. To date, Panama has submitted three NCs and two BURs and undertaken procedures and arrangements needed to provide continuity to the process. This EA will build on findings and recommendations from previous NC and BUR work. It is organized around four components: (i) national GHGI; (ii) progress tracked in the implementation and achievements of the NDC, including information on CCM policies and measures; (iii) information on climate change impacts and adaptation efforts; (iv) publication and submission of the first BTR, support needed and received, knowledge management and monitoring and evaluation. The goal of the EA is to assist the country in mainstreaming and integration of climate change consideration into national and sectoral development policies by giving continuity to the institutional and technical capacity strengthening process, partly initiated and sustained by the NCs. It will build on the inputs, tools and enhanced capacities achieved by the CBIT project in terms of improving transparency.

*Mexico: Mexico's Seventh National Communication and First Biennial Transparency Report to the UNFCCC* (GEF ID: 10955, UNDP, GEFTF: \$2.0 million, Total cost: \$4.0 million). This EA will assist the Government of Mexico in the preparation and submission of its seventh NC and first BTR for the fulfillment of the obligations under the UNFCCC and the Paris Agreement by the end of 2024. To date, Mexico has submitted six NCs and two BURs and undertaken procedures and arrangements needed to provide continuity to the process. The country is also preparing its third BUR (GEF ID 10506), which is expected to be finalized in 2022. This EA will build on findings and

recommendations from previous and ongoing NC and BUR work. It is organized around five components: (i) national circumstances and institutional arrangements, support needed and received, gender and other relevant information; (ii) national GHGI; (iii) information necessary to track progress made in implementing and achieving CCA measures in compliance with the NDC; (iv) information necessary to track progress made in implementing and achieving CCM measures to comply with the NDC; (v) preparation and submission of the NC and BTR, knowledge management and monitoring and evaluation. The goal of the EA is to assist the country in mainstreaming and integration of climate change considerations into national and sectoral development policies by giving continuity to the institutional and technical capacity strengthening process, partly initiated and sustained by the NCs. The EA will build on the inputs, tools and enhanced capacities achieved by the CBIT project in terms of improving transparency, as well as the ongoing preparation of the third BUR.

Republic of Moldova: *Preparation of the First Biennial Transparency Report to UNFCCC* (GEF ID: 10962, UNEP, GEFTF: \$0.5 million, Total cost: \$0.5 million). The objective of the EA is to support the Republic of Moldova to prepare and submit its first BTR to comply with the UNFCCC and the Paris Agreement reporting requirements while responding to its national development goals. Moldova plans to submit its first BTR by December 2024. To date, Moldova has submitted four NCs and three BURs and undertaken procedures and arrangements needed to provide continuity to the process. The country is also preparing its fifth NC, which is expected to be finalized in 2022. This EA will build on findings and recommendations from previous and ongoing NCs and BURs. The EA has two outputs: (i) BTR prepared and submitted to UNFCCC by 31 December 2024; and (ii) a self-assessment and stock-taking exercise for the preparation of subsequent BTRs.

Viet Nam: *Preparation of the First Biennial Transparency Report to the UNFCCC*. (GEF ID: 10963, UNEP, GEFTF: \$0.5 million, Total cost: \$0.5 million). This EA aims to support Viet Nam to prepare and submit its first BTR that complies with the UNFCCC and the Paris Agreement reporting requirements while responding to its national development goals. This EA will build on findings and recommendations from previous NCs and BURs as well as the recommendations from the ICA process. Furthermore, the EA will build on, and collaborate with, the CBIT project. In line with the requirements of the MPGs under Article 13 of the Paris Agreement, the EA will support the Government to prepare national GHGIs, track NDC implementation, and prepare for CCA information, among other. The BTR is expected to be submitted by the end of 2024, as required by the MPGs.

Malaysia: *Enabling Malaysia to Prepare its First Biennial Transparency Report to the UNFCCC* (GEF ID: 10968, UNEP, GEFTF: \$0.9 million, Total cost: \$0.9 million). This EA aims to support Malaysia to prepare and submit its first BTR that complies with the UNFCCC and its Paris Agreement reporting requirements while responding to its national development goals. It will build on findings and recommendations from previous NCs and BURs work as well as recommendations from the ICA process. Furthermore, the EA will build on, and collaborate with, the CBIT project. In line with the requirements of the MPGs under Article 13 of the Paris Agreement, the EA will support the Government to prepare national GHGIs, track NDC implementation, prepare for CCA information, among other. The first BTR is expected to be submitted by the end of 2024, as required by the MPGs and the COP decision.

Global: *Umbrella Programme for the Preparation of National Communications and Biennial Transparency Reports to the UNFCCC* (GEF ID: 10973, UNEP, GEFTF: \$35.0 million, Total cost: \$35.0 million). The objective of the Program is to support 50 developing countries to prepare and

submit BTRs and NCs that comply with the UNFCCC and Paris Agreement reporting requirements and respond to their national development goals. The Program will provide support for the development of BTRs and combined BTRs/NCs. At PIF stage, a total of 25 countries have been confirmed (Burkina Faso, Burundi, Central African Republic, Cameroon, Comoros, Côte d'Ivoire, Democratic Republic of the Congo, Ecuador, Eswatini, Fiji, Gabon, The Gambia, Ghana, Guinea-Bissau, Kyrgyzstan, Lesotho, Mauritius, Mongolia, Niger, Pakistan, Rwanda, Saint Kitts and Nevis, Saint Lucia, Sierra Leone and Zimbabwe). The remaining countries will be confirmed at CEO endorsement. The umbrella program approach, in general, presents multiple benefits compared to preparing sixty-two single country EA proposal requests. This strategic document will help each country to identify its scope of work based on its circumstances, appropriate institutional arrangements and stakeholder engagement mechanisms over the period of NCs and BTRs drafting. This Program is expected to create awareness of climate reporting among the relevant stakeholders, including the private sector. Many of these countries have been supported by the CBIT, and the Program will ensure proper coordination between them.

Chile: *First Biennial Transparency Report and Fifth National Communication to the UNFCCC* (GEF ID: 10985, FAO, GEFTF: \$0.6 million, Total cost: \$0.6 million). This EA will assist the Government of Chile in the preparation and submission of its first BTR and fifth NC for the fulfillment of the obligations under the UNFCCC and the Paris Agreement, to be submitted by the end of 2024. To date, Chile has submitted four NCs and four BURs. Chile is preparing its fifth BUR and has an ongoing CBIT project (GEF ID 9835). The country has undertaken procedures and arrangements needed to provide continuity to the process. This EA will build on findings and recommendations from previous NC and BUR work, as well as the ongoing fifth BUR and CBIT project. It is organized around four components: (i) CCM and MRV; (ii) vulnerability assessment and CCA; (iii) framework for the implementation of climate action; and (iv) monitoring and evaluation.

### ANNEX 3: LIST OF PROJECTS AND PROGRAMS UNDER THE LDCF AND THE SCCF APPROVED IN FY22

This Annex provides lists and summaries of projects and programs on CCA approved under the LDCF and the SCCF in the reporting period (July 1, 2021 to June 30, 2022).

#### 1. List of LDCF Projects and Programs Approved in FY22

**Table A3.1: LDCF Projects and Programs with PIFs Approved in FY22**

| GEF ID | Country   | Agency     | Title   | LDCF Amount* (\$ million) | Co-financing (\$ million) | Total (\$ million) |
|--------|---|------------|---|---------------------------|---------------------------|--------------------|
| 10777  | Malawi  | UNDP       | <i>Transformational Adaptation for Climate Resilience in Lake Chilwa Basin of Malawi (TRANSFORM)</i>  | 5.0                       | 21.5                      | 26.5               |
| 10823  | Mali  | IFAD       | <i>Strengthening Integrated Approaches to Build Climate Resilience of Vulnerable Rural Communities and Agricultural Production Systems in the Central Region of Segou in Mali</i> | 2.0                       | 9.7                       | 11.7               |
| 10861  | Solomon Islands   | World Bank | <i>Integrated Economic Development and Community Resilience (IEDCR)</i>   | 5.0                       | 15.0                      | 20.0               |
| 10883  | Sao Tome and Principe                                   | AfDB       | <i>Co-management of Climate Extremes for Agriculture Resilience via Innovative Technologies for Irrigation in Sao Tome and Principe</i>   | 10.0                      | 8.5                       | 18.5               |
| 10908  | Madagascar  | UNIDO      | <i>Building Adaptation and Resilience to Climate Change in the Essential Oil Sector in Madagascar (ARCHE)</i>   | 2.0                       | 5.5                       | 7.4                |
| 10926  | Tuvalu  | UNEP       | <i>Ecosystem-based Adaptation for Improved Livelihood in Tuvalu</i>   | 5.0                       | 5.5                       | 10.5               |
| 10927  | Regional (Kenya, Nigeria, Rwanda, South Africa, Uganda) | UNIDO      | <i>Acceleration of Financial Technology-Enabled Climate Resilience Solutions<sup>†</sup></i>  | 0.4                       | 3.6                       | 4.0                |
| 10929  | Regional (Bangladesh, Cambodia, Viet Nam)               | FAO        | <i>Public-Private Blended Finance Facility for Climate-resilient Rice Landscapes<sup>†</sup></i>  | 0.9                       | 2.6                       | 3.4                |
| 10933  | Global  | FAO        | <i>Net-Zero Adaptation Finance (NZAF)</i>   | 1.0                       | 4.9                       | 5.9                |
| 10935  | Global  | UNIDO      | <i>Introducing Systemic Climate Resilience Methodologies in Infrastructure Investment Planning<sup>†</sup></i>  | 0.3                       | 2.3                       | 2.6                |
| 10939  | Madagascar  | UNEP       | <i>Upscaling Ecosystem-based Adaptation for Madagascar's Coastal Zones</i>  | 8.0                       | 21.1                      | 29.1               |
| 10954  | Regional (Uganda, Zambia)                               | FAO        | <i>Scaling Financial and Information Services for Smallholder Adaptation</i>  | 1.2                       | 9.4                       | 10.6               |
| 10961  | Global  | World Bank | <i>Accelerating Investment in Nature-based Solutions to Help Address Climate Change Adaptation in Least Developed Countries</i>   | 11.0                      | 6.3                       | 17.3               |
| 10965  | Regional (Ethiopia, Rwanda)                             | IFAD       | <i>SMARTFARM - A Data and Digital Technology Driven and Farm Management Solution for Climate Resilience</i>   | 1.0                       | 3.7                       | 4.6                |

| GEF ID                                     | Country   | Agency | Title  | LDCF Amount* (\$ million) | Co-financing (\$ million) | Total (\$ million) |
|--|---|--------|--|---------------------------|---------------------------|--------------------|
| 10974                                      | Global  | UNIDO  | <i>A Private Investment Facility for Nature-Based Coastal Climate Resilience</i>   | 1.1                       | 31.8                      | 32.9               |
| 10986                                      | Regional (Kiribati, Solomon Islands, Timor-Leste, Tuvalu)   | ADB    | <i>Blue Pacific Finance Hub: Investing in Resilient Pacific SIDS Ecosystems and Economies</i>  | 10.0                      | 53.7                      | 63.7               |
| 10994                                      | Global  | UNIDO  | <i>Strengthening the Engagement and Action by the Least Developed Countries Group on Climate Change</i>  | 2.0                       | 1.1                       | 3.1                |
| 10997                                      | Comoros   | UNDP   | <i>Strengthening the Resilience of Climate-smart Agricultural Systems and Value Chains in the Comoros</i>  | 10.0                      | 46.2                      | 56.2               |
| 11000                                      | Regional (Burkina Faso, Chad, Djibouti, Eritrea, Ethiopia, Mali, Mauritania, Niger, Senegal, Sudan) | IFAD   | <i>Great Green Wall Climate Change Adaptation Regional Support Project</i>   | 10.0                      | 29.9                      | 39.9               |
| 11001                                      | Regional (Benin, Senegal, Zambia)   | IFAD   | <i>Investment Framework for Increasing Climate Change Adaptation Finance for Smallholders and Rural Communities</i>  | 0.4                       | 4.5                       | 4.9                |
| 11002                                      | Regional (Morocco, Senegal)   | IFAD   | <i>Certification of Climate Change Adaptation Portfolios of Inclusive Financial Service Providers for Scaling up Adaptation Finance for Smallholder Farmers ("CCA Certificates 4 IFSPs")<sup>†</sup></i> | 0.4                       | 1.9                       | 2.3                |
| 11004                                      | Niger   | UNDP   | <i>Strengthening the Resilience of Small Farmers through Climate Smart Agriculture (PRP-AIC) Techniques in the Tahoua Region</i>   | 10.0                      | 40.8                      | 50.8               |
| 11008                                      | Regional  | AfDB   | <i>African Climate Risk Insurance Facility - Derisking Adaptation to Climate Change in Africa</i>  | 10.0                      | 25.0                      | 35.0               |
| 11010                                      | Guinea-Bissau   | BOAD   | <i>Building Smallholder Farmers Resilience through Climate Smart Agriculture Techniques in Oio and Cacheu North Regions</i>  | 2.2                       | 9.0                       | 11.2               |
| <b>LDCF projects and programs Subtotal</b> |   |        |  | <b>108.8</b>              | <b>363.3</b>              | <b>472.1</b>       |

\*: Includes GEF project financing, PPGs and Agency fees.

†: This is an MTF project/program. Only the LCDF component is included.

## 2. List of SCCF Projects and Programs Approved in FY22

**Table A3.2: SCCF Projects and Programs with PIFs Approved in FY22**

| GEF ID | Country                           | Agency | Title  | SCCF Amount* (\$ million) | Co-financing (\$ million) | Total (\$ million) |
|--------|-----------------------------------|--------|--|---------------------------|---------------------------|--------------------|
| 10927  | Regional (Kenya, Nigeria, Rwanda, | UNIDO  | <i>Acceleration of Financial Technology-Enabled Climate Resilience Solutions<sup>†</sup></i> | 0.6                       | 5.2                       | 5.8                |



| GEF ID                                     | Country  | Agency | Title  | SCCF Amount* (\$ million) | Co-financing (\$ million) | Total (\$ million) |
|--|--|--------|--|---------------------------|---------------------------|--------------------|
| 10929                                      | South Africa, Uganda)<br>Regional (Bangladesh, Cambodia, Viet Nam) | FAO    | <i>Public-Private Blended Finance Facility for Climate-resilient Rice Landscapes<sup>†</sup></i>   | 0.3                       | 0.9                       | 1.2                |
| 10934                                      | Regional (Guatemala, Honduras)                                     | CI     | <i>Building Climate Resilience in Supply Chains for the Mobilization of Adaptation Funding</i>   | 1.0                       | 8.8                       | 9.8                |
| 10935                                      | Global   | UNIDO  | <i>Introducing Systemic Climate Resilience Methodologies in Infrastructure Investment Planning<sup>†</sup></i>   | 1.0                       | 6.0                       | 7.0                |
| 11002                                      | Regional (Morocco, Senegal)  | IFAD   | <i>Certification of Climate Change Adaptation Portfolios of Inclusive Financial Service Providers for Scaling up Adaptation Finance for Smallholder Farmers (“CCA Certificates 4 IFSPs”)<sup>†</sup></i> | 0.5                       | 2.8                       | 3.4                |
| <b>SCCF projects and programs Subtotal</b> |  |        |  | <b>3.3</b>                | <b>23.9</b>               | <b>27.2</b>        |

\*: Includes GEF project financing, PPG and Agency fees.

†: This is an MTF project/program. Only the SCCF component is included.

### 3. Summaries of LDCF Projects and Programs Approved in FY22<sup>161</sup>

Malawi: *Transformational Adaptation for Climate Resilience in Lake Chilwa Basin of Malawi (TRANSFORM)* (GEF ID: 10777, UNDP, LDCF: \$5.0 million, Total cost: \$26.5 million). This project aims to reduce vulnerability of communities in Malawi by adopting an EbA approach, enhancing flow of climate finance and engaging communities and private sector enterprises to develop climate-resilient livelihoods. The project will focus on the Lake Chilwa Basin of Malawi, which is one of the most vulnerable areas of the country. The project will facilitate creation of a CCA financing mechanism at the national level, support implementation of CCA solutions, such as resilient agriculture, fishery and alternate livelihoods, using EbA approaches, and build capacity of local governments and communities and MSMEs in project planning and development. The project will benefit 100,000 people directly, with 55 percent of the beneficiaries being women. It will also bring 121,000 ha of land under climate-resilient management, build technical capacity of 5,000 community members and raise awareness of CCA planning of 40,000 community members. The project has an explicit focus on empowering women and youth for the transformative shift towards gender-sensitive, sustainable and climate-resilient development pathways in the Lake Chilwa Basin. More specifically, it will engage and build capacity of women and youth in participatory EbA planning and developing climate-resilient livelihoods and business enterprises. In addition, the project will have an equitable representation of women and youth in the project coordination committee responsible for the implementation of annual work plans.

Mali: *Strengthening Integrated Approaches to Build Climate Resilience of Vulnerable Rural Communities and Agricultural Production Systems in the Central Region of Segou in Mali* (GEF ID: 10823, IFAD, LDCF: \$2.0 million, Total cost: \$11.7 million). The objective of this MSP is to reduce the vulnerability of communities in the central region of Segou in Mali to the risks posed by climate change through the adoption of climate-smart agro-sylvo-pastoral and fish farming practices. This will be achieved by: (i) strengthening the institutional capacity of Government bodies to integrate and implement climate-resilient approaches in the target region; (ii) designing community-based CCA strategies for alternative livelihoods to strengthen the resilience of women and youth and reduce pressure on natural resources in the target region; (iii) implementing community-based CCA activities for groups of women and youth to increase access to finance, credit, and capacity in value-chain management; and (iv) managing and sharing best agro-ecological, community-based CCA and climate-risk-reduction practices in the region and beyond. In line with national development priorities of Mali, IFAD will implement the project with the Agency for Environment and Sustainable Development (AEDD) of Mali as the executing partner, and in close coordination with Government ministries and local partners. The project will help build a strong and bankable sub-projects and initiatives and demonstrate the profitability of the sector to financiers and businesses alike, encouraging other actors to participate in these markets later in time. Innovation will occur through agro-ecological techniques and climate-resilient and low-emission sustainable agricultural and value-chain intensification technologies, addressing land degradation and leaving larger area for biodiversity conservation or under SLM. Additionally, the project will support the local government to better include climate change into the planning process and local investment, while building the capacity of all actors and local authorities on integrated climate risk management. CCA impacts will include an estimated 3,000 of direct

<sup>161</sup> MTF projects supported by both the LDCF and the SCCF approved in FY22 are summarized in Section 5 of this Annex.

beneficiaries (50 percent female); 55,000 ha of land managed for climate resilience; two policies/plans that will mainstream climate resilience; and 800 people trained (400 female).

Solomon Islands: *Integrated Economic Development and Community Resilience (IEDCR)* (GEF ID: 10861, World Bank, LDCF: \$5.0 million, Total cost: \$20.0 million). The project will blend LDCF funding with an International Development Association (IDA) grant targeted at socio-economic development across all of Solomon Islands' provinces outside the capital city, to focus on delivery of inclusive, sustainable and resilient development, including resilience to climate change impacts. This will be done using institutional mechanisms already in place in the country — namely via the Provincial Capacity Development Fund (PCDF) under the Provincial Governance Strengthening Program. In turn, provincial governments will be strengthening connections with communities through Ward Development Committees (WDCs), so that the project structure connects all levels of governance, ranging from national to ward levels. The project will focus on the delivery of resilient infrastructure and services in rural areas to stimulate economic activity, mainstreaming climate and disaster risk planning from the national to the community levels. It will support vulnerability assessments, climate risk screening tools and climate-resilient design standards. The project will deliver direct CCA benefits to 295,000 people, mainstream climate resilience into 129 policies and plans, and train 1,720 people in climate risk management approaches. It will directly reduce the climate vulnerability of 144,550 women and girls, through more resilient economic infrastructure and services, such as improved access to produce markets. It will also strengthen the country's COVID-19 pandemic response by promoting investment in strategic and resilient economic infrastructure to support growth and development. The project will support progressive increase in the minimum representation standards for women and youth in the WDCs and Provincial Planning Development Committees (PPDCs). Ward Support Officers (WSOs) will supervise the work; identify operations and maintenance needs; implement a range of communication and awareness-raising activities with regard to the PCDF and on climate risk and adaptation measures. It will work towards ensuring that 30 percent of the 172 WSOs are women, and that all PPDCs and WSOs are trained in gender-sensitive and inclusion approaches to ensure meaningful participation and inclusion of vulnerable groups. To ensure women's effective participation in committee decision-making, the project will include female committee members in training on the PCDF and in other related areas.

Sao Tome and Principe: *Co-management of Climate Extremes for Agriculture Resilience via Innovative Technologies for Irrigation in Sao Tome and Principe* (GEF ID: 10883, AfDB, LDCF: \$10.0 million, Total cost: \$18.5 million). The project will target Lobata and Cantagalo districts on the island of Sao Tome, with a focus on innovative technologies for drought and water management to enhance the resilience of vulnerable farming communities. Specific areas of focus include: (i) water storage infrastructure to reduce runoff and enhance soil infiltration, with a focus on both groundwater storage and surface storage; (ii) conservation agriculture practices, including minimum tillage, permanent soil cover with crop residues and live mulches, crop rotation and intercropping; and (iii) efficient irrigation technologies, such as solar photovoltaic pump systems and drip irrigation systems, which will increase water management efficiency and translate to increased savings. The project will pilot the practice of 'Underground Taming of Floods for Irrigation (UTFI)' for the first time in Sao Tome and Principe, a technique that mitigates flood damage by retaining water than can be harvested or recharge underground aquifers. Farmers will be trained in the use and maintenance of these technologies, and farmer associations will be helped to create a fund to guarantee the maintenance of the equipment, to guarantee its sustainability. The project seeks to foster cross-sectoral collaboration across water, agriculture and energy sectors; has a strong focus on women's resilience; and will coordinate with existing

initiatives, creating a technical advisory group (TAG), comprising experts from relevant initiatives. The project will directly benefit 150,000 people, bring 7,500 ha of land under climate-resilient management, mainstream climate resilience into three policies/plans, and train 3,000 community members about climate change risks and adaptation measures. 60,000 of the direct beneficiaries will be women. A social and gender analysis will be conducted as part of project preparation to seek input from vulnerable groups, and to ensure that the project design affords equal opportunities to both women and men to participate in, and benefit from, the project. The technologies and solutions for water storage and irrigation deployed by the project will be targeted specifically at female farmers, thus improving the participation and decision-making of women in natural resource governance and contributing to closing the gender gap in access and control of water for irrigation. Activities to establish local leadership councils or resource users' associations in particular will be designed and implemented to encourage women's participation and leadership. Cross-sectoral dialogues will be conducted in a way that ensures women's participation, and women will be part of the decision-making process.

Madagascar: *Building Adaptation and Resilience to Climate Change in the Essential Oil Sector in Madagascar (ARCHE)* (GEF ID: 10908, UNIDO, LDCF: \$2.0 million, Total cost: \$7.4 million). This project will reduce vulnerability and increase resilience to climate change of the essential oil value chain in Madagascar by promoting innovation, transfer and large-scale deployment of CCA-oriented technologies and services. This will be achieved by: (i) creating a broadly owned national strategy that integrates CCA and climate resilience into the essential oil value chain, with policy recommendations and training to achieve it; (ii) providing technical assistance and finance for incubation and acceleration of essential oil MSMEs and projects; and (iii) articulating and sharing learning among relevant actors nationally and internationally. Innovative aspects of this project include the creation of the first essential oil sustainability strategy for the country; as well as acceleration of adaptation oriented MSMEs with proven and high impact new technologies and solutions along the full value chain. The project is anticipated to directly benefit 34,000 people (50 percent female), manage 3,600 ha of land for climate resilience, train 6,000 people (50 percent female), and catalyze \$5,469,350 in co-finance from eleven different sources, of which five are from the private sector.

Tuvalu: *Ecosystem-based Adaptation for Improved Livelihood in Tuvalu* (GEF ID: 10926, UNEP, LDCF: \$5.0 million, Total cost: \$10.5 million). This LDCF project targets pulaka, a key staple crop and livelihood for communities of Tuvalu's remote atoll islands of Nanumea, Nanumaga, Niutao, Nui, Vaitupu, Nukufetau, Funafuti and Nukulaelae. Pulaka is a traditional crop that has immense subsistence and cultural significance for the communities but is under threat from salt-water intrusion in the soil, which continued climate change and sea-level rise are expected to exacerbate. The project will deliver a host of NbS to protect the shoreline, offer defense against flooding, and thwart saltwater incursion, as well as physically protect pulaka pits from saline soils through raised concrete beds and impermeable linings. It will also diversify crops with climate-resilient species, install drip irrigation, create groundwater recharge zones, and diversify livelihoods. The project will also support related policy measures, including promoting greater alignment of policies relating to NbS for adaptation, agriculture, and water with sustainability indicators. The project will deliver direct CCA benefits to 4,200 people on these sparsely populated remote atoll islands, improve the climate resilient management of 230 ha of land, mainstream climate resilience into four policies, and train 4,300 people. It will coordinate with a GCF project in Tuvalu focused on climate information.

Global: *Net-Zero Adaptation Finance* (GEF ID 10933, FAO, LDCF: \$1.0 million, Total cost: \$5.9 million). This project will mainstream CCA and climate resilience measures into net-zero initiatives in LDCs. This will be achieved by strengthening the capacity of net-zero project developers to integrate and screen CCA impacts in net-zero/carbon projects; mainstream CCA considerations into project development and carbon credit procurement processes; and increase financial flows to net-zero projects demonstrating CCA benefits. Innovative elements of this project include the development of methods to be used by private corporations and carbon marketplaces to integrate climate risks, resilience benefits, and reduce potential for maladaptation, from within their carbon inset/offset portfolio; as well as provision of upfront project development for non-recourse loans secured by project assets. This project is expected to catalyze 4.94 million in co-finance. It is anticipated that the project will benefit 21,600 direct beneficiaries (50 percent female), manage 5,400 ha of land for climate resilience, and train 2,160 people (50 percent female).

Madagascar: *Upscaling Ecosystem-Based Adaptation for Madagascar's Coastal Zones* (GEF ID: 10939, UNEP, LDCF: \$8.0 million, Total cost: \$29.1 million). This project will enhance the resilience of local communities, livelihoods, and ecosystems in four coastal regions of Madagascar to the adverse impacts of climate change. This will be achieved by strengthening the institutional capacity, policy and legislative framework for EbA in coastal zones of the target regions; enhancing ecosystem protection and rehabilitation by local authorities through improved community capacity and planning frameworks to plan and implement CCA; diversifying income generation and businesses to enhance communities' climate resilience; and strengthening awareness and knowledge of CCA solutions to increase climate resilience across all of Madagascar's coastal zones. Innovation brought through this project will involve transferring the management of natural resources to local coastal communities, partnerships with the private sector in the sustainable management of coastal ecosystems, and integration of customary rules with laws governing the use of natural resources. This project is expected to benefit 91,000 people (50 percent female), manage 5,000 ha of land for climate resilience, mainstream 490 plans/policies for climate resilience, and train 1,060 people (50 percent female), as well as catalyze \$20.9 million in co-finance from five different sources.

Regional (Uganda, Zambia): *Scaling Financial and Information Services for Smallholder Adaptation* (GEF ID 10954, FAO, LDCF \$1.2 million, Total cost: \$10.6 million). This project will address climate hazards related to the impacts of precipitation variability, which are anticipated to cost Eastern and Southern African farmers billions of dollars in crop losses if adaptation and resilience action are not actively pursued. The alliance of Biodiversity International, International Center for Tropical Agriculture (CIAT), FAO, media and financial partners will scale the demand for, and supply of, climate, technical, and financial service information. The project will gamify incentives to rapidly increase climate change awareness and familiarize an expected 50,000 Ugandan and Zambian farmers with climate information services driving increased demand for risk management strategies. The project will also extend smallholder farmer-friendly insurance and credit products, such as index insurance, normal credits, and risk-contingent credit to 5,000 farmers in these two countries. Working on both farmer demand and private sector supply together will allow farmers, and especially female farmers, to overcome common barriers to scaling adoption of digital solutions to climate risk management and reinforce farmers' potential to produce more and increase income.

Global: *Accelerating Investment in Nature-based Solutions to Help Address Climate Adaptation in Least Developed Countries* (GEF ID: 10961, World Bank, LDCF: \$11.0 million, Total cost: \$17.3 million). The project recognizes the growing opportunity for LDCs to catalyze the increasing

recognition of NbS within the IDA process for CCA. Recently, a few LDCF projects have sought to leverage IDA resources as co-financing, highlighting the mutual relevance of, and potential for, the IDA and LDCF support to address the climate priorities of LDCs. For the first time for the LDCF, this project will consider the LDCF-IDA alignment at a more strategic portfolio level for LDCs to better address their climate, environment, and development aspirations. The project seeks to increase the efficiency of funding support through increased blending of official development assistance (ODA), vertical and private finance in NbS investments, and capacitate LDCs to consider opportunities to leverage the LDCF with IDA resources. It is directly targeting to shift at least 20 IDA 20 lending projects with an NbS element, leveraging at least \$200 million in resources. The project will aim to increase uptake of NbS for addressing climate resilience and adaptation challenges across the World Bank portfolio in the LDCs. It will support the development of targeted knowledge, tools and operational support at national and city levels to identify, prepare, implement, finance and monitor NbS for climate resilience purposes as stand-alone interventions or as part of wider investment, policy and analytical engagements. It will leverage World Bank's cross-sectoral Global Program on NbS for Climate Resilience (GPNBS). The project expects to benefit 4,500 persons (50 percent women) while training 400 people (50 percent women) on accessing and designing investments that incorporate NbS for CCA. The project's focus on NbS will help LDCs realize multiple benefits from CCA projects and enhance the synergistic opportunities that NbS offer to CCA, CCM, biodiversity, SLM benefits, resulting in mainstreaming NbS into 20 national policy and regulatory frameworks, long-term planning processes and development pathways. The project aligns with the green recovery agenda, as well as the IDA 20 target of the World Bank.

Regional (Ethiopia, Rwanda): *SmartFarm: A Data and Digital Technology Driven Farm Management Solution for Climate Resilience - SMARTFARM* (GEF ID 10965, IFAD, LDCF: \$1.0 million, Total cost: \$4.6 million). The project aims to increase the adoption of climate-resilient agriculture practices in two LDCs (Ethiopia and Rwanda) by making real-time weather and climate data along with data-driven farm advisory available to smallholder farmers. Through the SMARTFARM digital platform, the project will advance digital agriculture that has emerged as an effective solution to support long- and short-term CCA in agriculture. Building on the success and experience of CROPIN in the Asia region and IFAD's digital agriculture efforts for smallholder farmers globally, the project will create an enabling environment for adoption of digital technologies for weather and climate services (WACS), data-driven agriculture services (DDAS), agri-digital financial services (Agri DFS) and digital agri-market services (DAMS) in the targeted countries with large-scale replication potential in Africa. Through these services, the project will create opportunities for the private sector to provide technical services to smallholder farmers with an aim of increased crop production, access to knowledge on CCA solutions and access to innovative finance, including credits and insurance. The project aims to connect nearly 200,000 farmers through the digital platform to provide them with crop advisory services, connect them with financing and technical institutions and strengthen their technical knowledge on climate-resilient agriculture practices. It will also train 2,000 extension workers and 'agri-entrepreneurs' to use the platform and provide last-mile services to smallholder farmers in a sustainable manner.

Global: *A Private Investment Facility for Nature-based Coastal Climate Resilience* (GEF ID 10974, UNIDO, LDCF: \$1.1 million, Total cost: \$32.9 million). The project will address the financing gaps for CCA in coastal locations in LDCs, where growing populations, rapid urbanization, environmental degradation, and climate vulnerability are converging. In particular, the project will develop a global investment facility that enables global companies with operations, assets, and value chains in LDCs to fund NbS that can increase the climate resilience and adaptation of coastal

LDC cities and focus on matchmaking between private sector entities and a global pipeline of projects that have a well-articulated business proposal. The growing exposure of coastal regions to climate change means that NbS, such as mangroves and coral reefs, offer these countries a cheaper and more effective tool to increase their climate resilience than cement seawalls or other types of grey infrastructure, while providing more value for local communities and biodiversity. However, LDCs currently face significant barriers to accessing finance, and not just for CCA. Earth Security, an innovative agency working with banks, companies, and governments to link global finance to nature's capital, will bring the agility needed to develop new pathways for the private sector to play a more active role in the CCA of LDCs. The project will directly benefit 240,000 people (50 percent female), enable the climate resilient management of 320,000 ha of land and train 250 (50 percent female) people about climate risks and CCA measures.

Regional (Kiribati, Solomon Islands, Timor-Leste, Tuvalu): *Blue Pacific Finance Hub: Investing in Resilient Pacific SIDS Ecosystems and Economies* (GEF ID 10986, ADB, LDCF: \$10.0 million, Total cost: \$63.7 million). This project seeks to contribute to the creation of an impactful and innovative 'Blue Pacific Finance Hub' that will support climate-resilient and sustainable coastal and marine development in the Pacific SIDS. The Hub is envisioned to be a leverage that can attract public and private sector investments towards sustainable, resilient development across the region, with a special focus on CCA in the LDCs, i.e., Kiribati, Solomon Islands, Timor-Leste and Tuvalu. The project will also develop the enabling context in each country for the Hub to channel a large volume of suitable investments at the country level, including supporting access to other ocean-CCA financing mechanisms. It will also develop and design investments, ensure a streamlined structure to ensure that projects meet the criteria for resilient and sustainable blue economy, match requested investments with donors, provide grant finance to appropriate investments and provide a platform for donor coordination. In the four Pacific LDC SIDS, the Hub aims to deliver direct CCA benefits to more than 382,100 people, improve the climate-resilient management of 50,700 ha of land, mainstream climate resilience into three policies, and train 150 people on climate risks and CCA. Lessons learnt and experiences will be shared with other LDC SIDS.

Global (LDC Group): *Strengthening the Engagement and Action by the Least Developed Countries Group on Climate Change* (GEF ID 10994, UNIDO, LDCF: \$2.0 million, Total cost: \$3.1 million). This project will strengthen governance, operationalize Secretariat, enhance the capacity and knowledge of LDC Group to improve their engagement and participation in the UNFCCC process, and raise climate funding and benefits geared towards building resilience in LDCs. The project intends to achieve this objective through four interrelated components. The project will support the development of the Group's roadmap on governance needs, involving all key stakeholders to strengthen their engagement and participation. At the end of the project, it is expected that the Group will be supported by a permanent Secretariat that will enable strengthened action and better coordinated engagement in line with their collective and common positions and interests. The project will train 2116 people (50 percent women) and lead to mainstream climate change issues to 4 national policies and plans. The Project also directly responds to the updated LDC Work Program adopted at COP24 in 2018.

Comoros: *Strengthening the Resilience of Climate-Smart Agricultural Systems and Value Chains* (GEF ID: 10997, UNDP; LDCF: \$10.0 million, Total cost: \$56.2 million). This project will enhance the climate resilience of key subsistence- and export-oriented agricultural and livestock value chains for the Comoros, an LDC SIDS in the Indian Ocean. With its population almost entirely dependent on rainwater harvesting to secure freshwater, changes in climate have a drastic impact on agriculture, seasonal climate change projections indicate a future decrease in dry-season rainfall,

with a decline already observed in recent years. Other aspects of climate change include: changes in the temperature profile, crop sowing/growing seasons, pest and disease incidence among crops and livestock, humidity, and additional factors (e.g., extreme climate events) that may exert impact on agriculture and livestock. The project will support a range of adaptation interventions and policy measures across value chains for vanilla, ylang-ylang, clove, banana, cassava, sweet potato and other crops, as well as livestock. Potential development of new climate-resilient value chains will also be explored. Institutional capacity will be built to integrate climate resilience across value chains; agronomic approaches to enhance resilience will be applied at farm level; local supply of agricultural inputs and climate-resilient varieties will be made available; and financial products and other incentives will be developed and made available to smallholder farmers to apply climate-resilient practices. The project will also support the development of trading platforms to connect traders with buyers in national and international markets, and the conclusion of agreements to ensure fair benefit-sharing among actors in climate-resilient value chains. It will deliver direct CCA benefits to almost 92,000 people, enhance climate resilient management of more than 7,500 ha of land, mainstream climate resilience into eight policies or plans, and train nearly 25,000 people on climate risk management. It will coordinate with a GCF project in the Comoros that is focused on water supply and irrigation. The COVID-19 pandemic risks and their mitigation have been discussed. The project contributes directly to the green and resilient recovery.

Regional (Burkina Faso, Chad, Djibouti, Eritrea, Ethiopia, Mali, Mauritania, Niger, Senegal, Sudan): *Great Green Wall Climate Change Adaptation Regional Support Project* (GEF ID 11000, IFAD, LDCF: \$ 10.0 million, Total cost: \$39.9 million). This regional project in Africa aims to catalyze transformational adaptation in Great Green Wall LDCs by creating an enabling environment for knowledge sharing, institutional collaboration and scaling up of innovative adaptation solutions. The project will be implemented in close collaboration with the GCF and will directly contribute to the operationalization the Long-Term Vision of Complementarity of GEF and GCF as a major initiative. The project will be the first-of-its-kind regional CCA-focused project covering the Great Green Wall countries that will strengthen climate resilience, reduce land degradation, and support sustainable socio-economic growth aligned with the goals of the Great Green Wall Initiative (GGWI). The LDCF funding will leverage co-financing from the GCF and IFAD and will build on the past and future LDCF, GEF and GCF investments in the region to generate knowledge, draw lessons and mainstream CCA into development policies. It will support CCA of 100,000 people, bring 17,000 ha of land under climate-resilient management, and build capacity of 3,000 people in Government, community and private sector organizations. The project will support creation of a knowledge platform that will foster collaboration and exchange of best practices between countries and agencies for scaling up CCA action. To foster CCA innovation, the project will focus on digital technology application across a range of CCA interventions, such as remote sensing for planning, access to finance and CCA technology solutions. The project will also create a CCA innovation fund to provide catalytic grants to projects by the private sector, CSOs, Government agencies and other actors. It will establish a mechanism to liaise with the existing regional collaboration mechanisms created by the GEF, United Nations Convention to Combat Desertification (UNCCD) and by countries. It will strengthen the GGWI institutional system by specifically working with GEF OFPs, GCF national designated authorities, GGW national focal points and regional entities, GEF and GCF Agencies and other key country stakeholders. The emphasis on resilient agriculture and land management will also contribute to strengthening livelihoods and creating new green jobs, thereby directly contributing to the green recovery and building back better.



Regional (Benin, Senegal, Zambia): *Investment Framework for Increasing Climate Adaptation Finance for Smallholders and Rural Communities* (GEF ID 11001, IFAD, LDCF: \$0.4 million, Total cost: \$4.9 million). This project aims to support smallholder producers and rural communities to build resilience to climate change by establishing financial products to be used by each individual investor along with a framework for blended finance for CCA. It will provide public and private actors with common intervention frameworks, indicators, and specific products so that financial service providers can have financial, technical, and technological support to accompany the adaptation to climate change for their clients in Benin, Senegal, and Zambia. Little public and private financing exists today for CCA and biodiversity conservation, especially in the inclusive finance sector. One of the main reasons for this is that the sector lacks common framework and indicators to assess the opportunity of financial service providers to develop and scale up this type of offer. To address this lack, the Climate and Biodiversity Positive Initiative for Smallholder Finance has been established by the Grameen Crédit Agricole Foundation, with the technical coordination of its partner YAPU Solutions, together with five other institutes, including BNP Paribas. The approach draws on existing and proven UNEP Microfinance for EbA methodologies and the Green Index 3.0 of the GICSF-AG. The project will directly benefit 17,500 people (60 percent women), enable the climate resilient management of 1,750 ha of land, train 80 people (50 percent women) about climate risks and CCA measures and mainstream climate resilience into six policies/plans.

Niger: *Strengthening the Resilience of Small Farmers through Climate Smart Agriculture Techniques in Tahoua Region* (GEF ID: 11004, UNDP, LDCF: \$10.0 million, Total cost: \$50.8 million). This project will reduce food insecurity for small farmers in the Tahoua region of Niger by strengthening their resilience to climate change using ecosystem restoration and climate-smart agriculture and supporting the development of the private sector. This will be achieved by restoring degraded land to protect agricultural production systems against the adverse impacts of climate change; promoting climate-smart agriculture techniques to reduce the vulnerability of smallholder farmers to climate change; provide women- and youth-led local micro- and small enterprises with adaptive solutions to climate change with local banks and microfinance institutions and facilities; as well as distil and share lessons learned on climate-resilient agriculture and land restoration practices to inform projects in Niger and the Africa region. An innovative aspect of the project is its support to small-holder farmers in gaining access to inclusive micro-finance to enable them to transition to climate-resilient practices. This project is complementary with the GGWI in that it advances achievement of the three strategy axes of the Great Green Wall in Niger: (i) promoting the good governance of natural resources and local development with the involvement of local populations for their benefit; (ii) food security through valuation and sustainable management of agro-sylvo-pastoral production systems, and (iii) knowledge management. The project is expected to benefit 49,000 people (60 percent female), manage 3,000 ha of land for climate resilience, and train 7,000 people (60 percent female), as well as catalyze \$40.8 million in co-financing.

Regional: *Africa African Climate Risk Insurance Facility - Derisking Adaptation to Climate Change in Africa* (GEF ID 11008, AfDB, LDCF: \$10.0 million, Total cost: \$35.0 million). This project will establish the African Climate Risk Insurance Facility (ACRIF) to promote climate risk insurance as a viable instrument of improving climate risk management, strengthening CCA, and addressing fragility on the African continent. This will be achieved by establishing a climate risk financing guarantee facility to enable participation of African LDCs in sovereign regional risk pool of the African Risk Capacity (ARC) program created by the African Union, combined with strengthening the expertise and understanding of public institutions and local insurance providers on climate

risks, use of climate data, and design of climate-related insurance products. This project will build on the Africa Disaster Risk Financing (ADRFi) Program. Innovative aspects of the project include advancing market-based instruments to provide climate disaster risk finance and insurance solutions and building on successful experiences in Latin America to pool risks regionally. The project is expected to benefit 5,800,000 people (52 percent female), place 150,000 ha of land under climate-resilient practices, produce 15 policies/plans to mainstream climate resilience, and train 700 people (50 percent female), as well as catalyze \$25 million in co-financing.

Guinea-Bissau: *Building Smallholder Farmers Resilience through Climate Smart Agriculture Techniques in Oio and Cacheu North Regions* (GEF ID 11010, BOAD, LDCF: \$2.2 million, Total cost: \$11.2 million). The project will aim to help agricultural producers adapt to the negative effects of climate change on their production. Crop exposure to drought and floods will be reduced through climate-smart agriculture and restoration of degraded lands in the project area to increase yields, thereby reducing the risk of food insecurity for the beneficiaries. A mechanism for disseminating climate-resilient agricultural practices will be established. The project is structured around three components that will result in CCA benefits for 9,800 direct beneficiaries (Core indicator 1), 150 ha of land under climate-resilient management (Core indicator 2), a total of seven policies/plans (Core indicator 3), and 9,800 people trained (Core indicator 4).

#### 4. Summaries of SCCF Projects and Programs Approved in FY22<sup>162</sup>

Regional (Guatemala, Honduras): *Building Climate Resilience in Supply Chains for the Mobilization of Adaptation Financing* (GEF ID 10934, CI, SCCF: \$1.0 million, Total cost: \$9.8 million). This project will advance the implementation of CCA measures in the project areas by incentivizing private investment in CCA measures by piloting, developing, and deploying an Adaptation Equivalency Index (AEI) in Guatemala and Honduras, along with a toolkit for adoption and implementation of the index. The AEI is a framework that will allow for the quantification of impact of investments in CCA measures for supply chains. The AEI will build on nascent efforts to develop a new asset class (CCA credits) that monetizes CCA benefits, such as reduced vulnerability to the effects of climate change, and improved resiliency for the environment and for men and women living in smallholder farming communities. The AEI will provide a framework in which the private sector can quantify its investment in CCA measures within corresponding supply chains (including both smallholder producers and other value-added steps of the process), providing a quantifiable unit of investment that corresponds to CCA benefits incurred by the supported CCA measures. The project has three components and is expected to provide direct CCA benefits for over 12,000 people, train over 1,000 people about CCA action, and increase the climate resilient management of more than 2,000 ha of land. In addition, two policies/plans, one each in Guatemala and Honduras, will mainstream climate resilience.

#### 5. Summaries of Multi-trust Fund (LDCF and SCCF) Projects and Programs Approved in FY22

Regional (Kenya, Nigeria, Rwanda, South Africa, Uganda): *Acceleration of Financial Technology Enabled Climate Resilience Solutions* (GEF ID 10927, UNIDO, LDCF: \$0.4 million, SCCF: \$0.6 million, Total cost: \$9.8 million). This project will accelerate financial technology-enabled climate resilience solutions across target markets. Together with over 50 participating organizations, BFA Global will launch a system for innovation to explore opportunities and solutions at the intersection of modern finance and climate action, focused on vulnerable communities in emerging markets. The

<sup>162</sup> MTF projects supported by both the LDCF and the SCCF approved in FY22 are summarized in Section 5 of this Annex.

project will accelerate startups to refine their products and scale them, building on a learning-by-doing approach developed by the Catalyst Fund. This will be achieved through a set of activities, including conducting a data-rich analysis of fintech startups enhancing climate resilience; accelerating startups; developing investment thesis briefs; building talent pipelines; and sharing learning and insight. An innovative aspect of this project is that it will introduce CCA and climate resilience as an opportunity for the fintech by accelerating solutions that enable vulnerable communities to grow economically. This project is expected to catalyze \$8.8 million in co-finance from different sources, as well as directly benefit 20,000 people and train 900 people, 50 percent of whom are female.

Regional (Bangladesh, Cambodia, Viet Nam): *Public-Private Blended Finance Facility for Climate-resilient Rice Landscapes* (GEF ID 10929, FAO, LDCF \$0.9 million, SCCF \$0.3 million, Total cost: \$4.7 million). This project will catalyze public and private financing for climate-resilient rice landscapes, value chains and livelihoods. This will be achieved by developing an integrated financing mechanism to increase access to financing by producers, value chain actors and governments for climate-resilient rice landscapes, value chains and livelihoods; as well as increasing the financial and technical capacities of farmers, producer groups, counterparts, and intermediaries to invest in climate resilience. This is the first financial mechanism globally to specifically target rice landscapes and value chains. It will directly contribute to a climate-resilient recovery from the COVID-19 pandemic through investment by supporting access to financing for climate-resilient practices, as well as by strengthening farmer organizations and MSMEs. The project is expected to result in 8,880 direct beneficiaries (50 percent female); 2,220 ha of land managed for climate resilience; 4,810 people trained (50 percent female); and will catalyze \$3.50 million of co-finance from six different sources.

Global (Antigua and Barbuda, Egypt): *Introducing Systemic Climate Resilience Methodologies in Infrastructure Investment Planning* (GEF ID 10935, UNIDO, LDCF \$0.3 million, SCCF \$1.0 million, Total cost: \$9.6 million). This project will strengthen the design and use of climate resilience methodologies, metrics, and guidelines in infrastructure investment planning to increase resilience of economic infrastructure projects that prevent future human and financial disasters. This will be achieved by supporting national and sub-national authorities to adopt a physical climate risk-informed policy and regulatory environment; national and sub-national governments' use of systemic climate resilience methodologies and metrics in infrastructure investment planning; and national, municipal, and financial sector actors establishing modalities for participating investment funds to deploy capital for climate resilience solutions. The project will innovate by combining, and building on, existing applicable systemic climate resilience methodologies, metrics and guidelines developed by the Systemic Resilience Forum members and building these approaches into the investment practices of the partners in across the Coalition for Climate Resilience Investment (CCRI). CCRI is a private sector-led initiative with over 120 members and \$20 trillion of assets under management, focused on advancing practical tools and solutions to incentivize and reward the inclusion of resilience in investments. This project will result in an expected 6,000 beneficiaries (50 percent female), manage 69,440 ha of land for climate resilience; produce 13 policies/plans to mainstream climate resilience, and train 1,150 people. It is also expected to catalyze \$8.33 million in co-finance from twelve different public and private sector partners.

Regional (Morocco, Senegal): *Certification of Climate Change Adaptation Portfolios of Inclusive Financial Service Providers for Scaling Up Climate Adaptation Finance for Smallholder Farmers* (GEF ID 11002, IFAD, LDCF: \$0.4 million, SCCF: 0.5 million, Total cost: \$5.6 million). This project aims to mainstream CCA finance towards Inclusive Financial Service Providers (IFSPs) through a robust

portfolio certification scheme enabling them to transparently support their rural clients' CCA and NbS practices. The certification scheme is designed to unlock finance towards smallholder farmers for CCA and will be derived from the IUCN Global Standard for NbS and aligned with the European Union's Sustainable Finance Taxonomy. It will allow all investors (private and public) and IFSPs, for the first time, to coordinate, communicate, and compare different investment opportunities. It will also allow investors to align the price of their funds to the actual risks of their investment (i.e., lower risks for portfolio dedicated to CCA) and the impact of their investment in terms of resilience generation for smallholder farmers (e.g., pay for impact). Overall, the project will strengthen IFSPs' internal capacity to offer CCA financial products to their rural and smallholder customers, support their CCA efforts, and conserve biodiversity through application of NbS approaches. It is expected to directly benefit 75,000 people and enhance the climate-resilient management of 3,000 ha of land.

**ANNEX 4: LIST OF CLIMATE CHANGE MITIGATION PROJECTS UNDER PROGRAMMATIC APPROACHES**

This Annex provides the list of projects with CCM benefits developed under the GEF-7 IPs and CCM focal area programs.

**Table A4.1: FOLUR IP Projects**

| GEF ID       | Country                     | Total GEF financing<br>(\$ million) | Co-financing<br>(\$ million) | Projected GHG emission reductions<br>(Mt CO <sub>2</sub> eq) |
|--------------|-----------------------------|-------------------------------------|------------------------------|--|
| 10232        | Liberia                     | 8.0                                 | 67.0                         | 36.1   |
| 10237        | Malaysia                    | 8.2                                 | 90.0                         | 43.7   |
| 10238        | Indonesia                   | 18.0                                | 132.5                        | 41.5   |
| 10239        | Papua New Guinea            | 12.0                                | 50.6                         | 32.3   |
| 10243        | Ethiopia                    | 22.5                                | 208.5                        | 7.2  |
| 10245        | Viet Nam                    | 6.0                                 | 78.0                         | 12.9   |
| 10246        | China                       | 15.0                                | 402.2                        | 20.2   |
| 10247        | Côte d'Ivoire               | 6.0                                 | 65.2                         | 4.4  |
| 10262        | United Republic of Tanzania | 8.2                                 | 72.7                         | 11.7   |
| 10263        | Guatemala                   | 12.4                                | 60.0                         | 6.4  |
| 10264        | Ukraine                     | 7.5                                 | 67.4                         | 10.3   |
| 10265        | Kazakhstan                  | 11.6                                | 132.3                        | 13.1   |
| 10268        | Thailand                    | 6.2                                 | 67.3                         | 12.7   |
| 10306        | Global                      | 32.1                                | 44.5                         | 10.0   |
| 10307        | Peru                        | 15.0                                | 112.1                        | 67.9   |
| 10348        | Ghana                       | 14.2                                | 129.5                        | 23.7   |
| 10463        | Uganda                      | 10.5                                | 82.0                         | 10.8   |
| 10464        | Paraguay                    | 9.1                                 | 47.6                         | 9.7  |
| 10468        | Brazil                      | 26.9                                | 172.0                        | 19.8   |
| 10480        | India                       | 22.5                                | 389.7                        | 61.7   |
| 10481        | Nigeria                     | 6.0                                 | 67.7                         | 15.6   |
| 10594        | Burundi                     | 6.5                                 | 31.0                         | 1.2  |
| 10598        | Kenya                       | 6.0                                 | 46.5                         | 8.2  |
| 10599        | Nicaragua                   | 6.0                                 | 44.7                         | 4.9  |
| 10600        | Guinea                      | 10.7                                | 43.4                         | 6.2  |
| 10601        | Uzbekistan                  | 6.7                                 | 72.7                         | 1.0  |
| 10735        | Mexico                      | 15.0                                | 99.0                         | 1.6  |
| 10750        | Madagascar                  | 11.0                                | 30.6                         | 5.0  |
| <b>Total</b> |                             | <b>339.8</b>                        | <b>2,906.7</b>               | <b>499.9</b>   |

*\*Projects in italics are pending final GEF CEO endorsement/approval, the amounts of co-financing are therefore tentative.*

**Table A4.2: UrbanShift IP Projects**

| GEF ID       | Country      | Total GEF financing<br>(\$ million) | Co-financing<br>(\$ million) | Projected GHG<br>emission reductions<br>(Mt CO <sub>2</sub> eq) |
|--------------|--------------|-------------------------------------|------------------------------|---|
| 10452        | Global       | 18.0                                | 24.3                         | 4.4   |
| 10465        | Brazil       | 13.9                                | 184.8                        | 24.5  |
| 10466        | Argentina    | 25.9                                | 183.6                        | 6.1   |
| 10467        | Costa Rica   | 11.4                                | 99.1                         | 1.9   |
| 10484        | India        | 18.9                                | 499.9                        | 35.9  |
| 10486        | Morocco      | 10.4                                | 298.6                        | 10.9  |
| 10494        | Indonesia    | 17.6                                | 162.3                        | 17.6  |
| 10530        | Rwanda       | 8.8                                 | 150.0                        | 3.0   |
| 10768        | Sierra Leone | 7.3                                 | 50.0                         | 1.8   |
| 10822        | China        | 29.3                                | 300.7                        | 68.2  |
| <b>Total</b> |              | <b>161.7</b>                        | <b>1,953.2</b>               | <b>174.5</b>  |

**Table A4.3: ASL2 IP Projects**

| GEF ID       | Country  | Total GEF financing<br>(\$ million) | Co-financing<br>(\$ million) | Projected GHG<br>emission reductions<br>(Mt CO <sub>2</sub> eq) |
|--------------|----------|-------------------------------------|------------------------------|---|
| 10248        | Peru     | 17.3                                | 124.6                        | 10.6  |
| 10252        | Suriname | 5.8                                 | 25.5                         | 11.5  |
| 10259        | Ecuador  | 7.2                                 | 45.1                         | 212.6   |
| 10288        | Guyana   | 5.8                                 | 4.6                          | 847.4   |
| 10295        | Bolivia  | 11.2                                | 38.4                         | 5.3   |
| 10300        | Colombia | 20.2                                | 122.8                        | 5.4   |
| 10737        | Regional | 9.0                                 | 50.6                         | -   |
| 10749        | Brazil   | 21.0                                | 120.4                        | 2.8   |
| <b>Total</b> |          | <b>97.5</b>                         | <b>531.9</b>                 | <b>36.7</b>   |

**Table A4.4: CBSL IP Projects**

| GEF ID       | Country                          | Total GEF<br>financing<br>(\$ million) | Co-financing<br>(\$ million) | Projected GHG<br>emission<br>reductions<br>(Mt CO <sub>2</sub> eq) |
|--------------|----------------------------------|--|------------------------------|--|
| 10269        | Regional                         | 9.1                                    | 49.9                         | 17.8   |
| 10287        | Cameroon                         | 10.8                                   | 74.3                         | 26.2   |
| 10293        | Equatorial Guinea                | 6.0                                    | 32.4                         | 66.4   |
| 10298        | Congo                            | 6.8                                    | 42.3                         | 20.4   |
| 10314        | Democratic Republic of the Congo | 15.3                                   | 76.5                         | 8.2  |
| 10347        | Central African Republic         | 8.5                                    | 22.4                         | 12.5   |
| 10729        | Gabon                            | 7.3                                    | 38.0                         | 24.6   |
| <b>Total</b> |                                  | <b>63.9</b>                            | <b>336.0</b>                 | <b>176.2</b>   |

Table A4.5: DSL IP Projects

| GEF ID       | Country                     | Total GEF financing (\$ million) | Co-financing (\$ million) | Projected GHG emission reductions (Mt CO <sub>2</sub> eq) |
|--------------|-----------------------------|----------------------------------|---------------------------|---|
| 10249        | Mongolia                    | 6.0                              | 50.9                      | 10.3  |
| 10250        | United Republic of Tanzania | 8.3                              | 37.3                      | 1.3   |
| 10251        | Namibia                     | 6.9                              | 54.5                      | 1.3   |
| 10253        | Global                      | 9.0                              | 16.1                      | 2.1   |
| 10254        | Malawi                      | 7.1                              | 47.7                      | 0.7   |
| 10255        | Botswana                    | 6.0                              | 71.5                      | 0.6   |
| 10256        | Angola                      | 6.1                              | 34.5                      | 1.3   |
| 10257        | Zimbabwe                    | 11.7                             | 60.8                      | 1.3   |
| 10291        | Burkina Faso                | 7.5                              | 34.3                      | 3.8   |
| 10292        | Kenya                       | 6.0                              | 15.1                      | 13.8  |
| 10299        | Kazakhstan                  | 6.9                              | 192.0                     | 2.5   |
| 10583        | Mozambique                  | 25.2                             | 113.0                     | 10.8  |
| <b>Total</b> |                             | <b>106.6</b>                     | <b>727.8</b>              | <b>49.8</b>   |

Table A4.6: Projects under the Global Program to Promote the Shift to Electric Mobility

| GEF ID | Country             | Total GEF financing (\$ million ) | Co-financing (\$ million) | Projected GHG emission reductions (Mt CO <sub>2</sub> eq) |
|--------|---------------------|-----------------------------------|---------------------------|---|
| 10270  | Global              | 4.5                               | 34.3                      | 7.8   |
| 10271  | Ukraine             | 1.8                               | 8.2                       | 2.5   |
| 10272  | Togo                | 0.5                               | 1.2                       | 0.5   |
| 10273  | Sierra Leone        | 0.5                               | 1.7                       | 0.4   |
| 10274  | Seychelles          | 0.5                               | 1.9                       | 0.1   |
| 10275  | Madagascar          | 1.3                               | 3.7                       | <i>Project under preparation</i>                          |
| 10276  | India               | 5.9                               | 162.8                     | 73.0  |
| 10277  | Chile               | 2.0                               | 18.5                      | 0.4   |
| 10278  | Burundi             | 0.9                               | 3.1                       | <i>Project under preparation</i>                          |
| 10280  | Armenia             | 0.7                               | 4.8                       | 0.2   |
| 10281  | Antigua and Barbuda | 3.6                               | 9.7                       | 0.4   |
| 10282  | Uzbekistan          | 4.0                               | 25.9                      | 11.4  |
| 10283  | Saint Lucia         | 0.9                               | 4.2                       | 0.7   |
| 10284  | Costa Rica          | 1.0                               | 8.2                       | 2.2   |
| 10286  | Peru                | 2.0                               | 14.9                      | 0.4   |
| 10289  | Jamaica             | 2.0                               | 11.5                      | 0.2   |
| 10301  | Maldives            | 2.0                               | 4.4                       | 0.9   |
| 10302  | Côte d'Ivoire       | 0.5                               | 5.7                       | 0.2   |
| 10605  | Jordan              | 1.3                               | 7.1                       | 1.6   |
| 10607  | Tunisia             | 2.0                               | 11.0                      | 5.1   |
| 10609  | Philippines         | 4.3                               | 46.7                      | 4.5   |
| 10610  | Albania             | 0.9                               | 8.9                       | 1.1   |

| GEF ID       | Country      | Total GEF financing (\$ million) | Co-financing (\$ million) | Projected GHG emission reductions (Mt CO <sub>2</sub> eq) |
|--------------|--------------|----------------------------------|---------------------------|---|
| 10629        | Grenada      | 1.2                              | 6.1                       | 0.2   |
| 10630        | Ecuador      | 1.5                              | 9.0                       | 2.3   |
| 10640        | Bangladesh   | 2.0                              | 20.4                      | 1.3   |
| 10641        | Indonesia    | 2.0                              | 31.5                      | 6.6   |
| 10651        | Sri Lanka    | 1.3                              | 7.6                       | <i>Project under preparation</i>                          |
| 10898        | South Africa | 5.1                              | 101.6                     | <i>Project under preparation</i>                          |
| <b>Total</b> |              | <b>56.2</b>                      | <b>574.5</b>              | <b>124.3</b>  |

*\*Projects in italics are pending final GEF CEO endorsement/approval, the amounts of co-financing are therefore tentative.*

**Table A4.7: Projects under the Africa Minigrids Program**

| GEF ID       | Country                                 | Total GEF financing (\$ million) | Co-financing (\$ million) | Projected GHG emission reductions (Mt CO <sub>2</sub> eq) |
|--------------|---|----------------------------------|---------------------------|---|
| 10470        | Somalia                                 | 3.7                              | 171.5                     | 0.9   |
| 10471        | Djibouti                                | 3.5                              | 15.8                      | 0.1   |
| 10473        | Comoros                                 | 1.5                              | 42.2                      | 0.0   |
| 10474        | Burkina Faso                            | 1.1                              | 104.5                     | 0.8   |
| 10475        | Malawi                                  | 0.4                              | 3.3                       | 2.0   |
| 10476        | Eswatini                                | 1.0                              | 19.4                      | 0.1   |
| 10477        | Nigeria                                 | 6.6                              | 75.0                      | 4.2   |
| 10478        | Ethiopia                                | 3.3                              | 13.8                      | 3.3   |
| 10827        | Sudan                                   | 2.9                              | 5.6                       | 2.0   |
| 10831        | Benin                                   | 1.5                              | 58.3                      | <i>Project under preparation</i>                          |
| 10832        | Sao Tome and Principe                   | 2.2                              | 6.0                       | <i>Project under preparation</i>                          |
| 10833        | Niger                                   | 1.8                              | 8.5                       | <i>Project under preparation</i>                          |
| 10834        | Mali                                    | 1.5                              | 14.7                      | <i>Project under preparation</i>                          |
| 10841        | Zambia                                  | 1.5                              | 53.0                      | <i>Project under preparation</i>                          |
| 10843        | Regional                                | 3.8                              | 37.7                      | 8.5   |
| -            | <i>Democratic Republic of the Congo</i> | 0.4                              | 21.0                      | 2.2   |
| -            | <i>Mali**</i>                           | 0.5                              |                           | 0.5   |
| <b>Total</b> |   | <b>37.2</b>                      | <b>650.0</b>              | <b>24.6</b>   |

*\*Projects in italics are pending final GEF CEO endorsement/approval, the amounts of co-financing are therefore tentative.*

*\*\* This is an addendum to project ID 10834.*



Table A4.8: GCIP Projects

| GEF ID       | Country             | Total GEF financing (\$ million) | Co-financing (\$ million) | Projected GHG emission reductions (Mt CO <sub>2</sub> eq) |
|--------------|---------------------|----------------------------------|---------------------------|---|
| 10453        | Uruguay             | 1.5                              | 9.8                       | 0.5   |
| 10454        | Ukraine             | 1.5                              | 10.5                      | 0.8   |
| 10455        | Turkey              | 2.0                              | 17.1                      | 2.2   |
| 10456        | South Africa        | 3.6                              | 18.1                      | 2.2   |
| 10457        | Republic of Moldova | 1.0                              | 7.6                       | 0.4   |
| 10458        | Kazakhstan          | 2.0                              | 25.9                      | 0.8   |
| 10459        | Indonesia           | 2.0                              | 18.1                      | 0.9   |
| 10460        | Cambodia            | 1.6                              | 7.1                       | 0.8   |
| 10461        | Global              | 2.0                              | 18.7                      | 1.1   |
| 10825        | Nigeria             | 2.0                              | 12.1                      | 0.8   |
| 10826        | Morocco             | 1.0                              | 3.1                       | 0.6   |
| <b>Total</b> |                     | <b>20.1</b>                      | <b>148.0</b>              | <b>10.9</b>   |

Table A4.9: Blended Finance Projects (Non-Grant Instrument)

| GEFID        | Title   | Total GEF financing (\$ million) | Total co-financing (\$ million) | Private sector co-financing (\$ million) | Projected GHG emission reductions (Mt CO <sub>2</sub> eq) |
|--------------|---|----------------------------------|---------------------------------|--|---|
| 10322        | <i>The Food Securities Fund: A Fund to Finance Sustainable Supply Chains at Scale in Emerging Markets</i> | 15.0                             | 773.2                           | 735.2                                    | 6.5   |
| 10328        | <i>Circular Economy Regional Initiative (CERI)</i>  | 15.0                             | 141.9                           | -  | 21.9  |
| 10336        | <i>Agtech for Inclusion and Sustainability: SP Ventures' Regional Fund (Agventures II)</i>                | 5.5                              | 55.0                            | 30.6                                     | 14.5  |
| 10497*       | <i>AGRI3 A Forest Conservation and Sustainable Agriculture Fund for Developing Countries</i>              | 15.0                             | 146.0                           | 96.0                                     | 18.4  |
| 10500*       | <i>Livelihoods Carbon Fund 3 (LCF3)</i>   | 15.0                             | 111.0                           | 79.8                                     | 20.0**  |
| 10667*       | <i>COVID-19 Off-Grid Recovery Platform</i>  | 14.5                             | 77.0                            | 57.0                                     | 2.5   |
| 10766*       | <i>IFC-GEF Hotel Green Revitalization Program (HGRP)</i>  | 10.0                             | 802.5                           | 400.0                                    | 1.8   |
| 10852*       | <i>Green Finance and Sustainable Agriculture in the Dry Forest Ecoregion of Ecuador and Peru</i>          | 6.6                              | 68.2                            | 33.0                                     | TBD***  |
| 10937*       | <i>The Selva Fund</i>   | 11.1                             | 77.0                            | 25.0                                     | 50.6  |
| <b>Total</b> |   | <b>107.7</b>                     | <b>2,251.8</b>                  | <b>1,456.6</b>                           | <b>136.2</b>  |

\* These projects are not yet endorsed by the GEF CEO, the amounts for co-financing (both total and private sector) and projected GHG emissions reductions are from the PIF figures.

\*\* GHG emission reductions from this project will be traded in the market and then returned to the GEFTF in the form of monetary return.

\*\*\* GHG emission reduction amount from this project will be defined at the CEO endorsement.

## ANNEX 5: CLIMATE TECHNOLOGY ACTIVITIES

### Global and Regional Climate Technology Activities

1. This section summarizes the status of implementation of ongoing GEF-supported global and regional climate technology projects, as referred to in Part II. It presents the progress made by the GEF Agencies in the delivery of these projects and summarizes experience gained and lessons learned so far. The information in this section is based on the data provided by GEF Agencies in response to a survey that was carried out by the GEF in April 2022. For information on the completed global and regional climate technology projects, refer to the GEF report to COP 26 for the period from July 1, 2020 to June 30, 2021.<sup>163</sup>

#### Pilot African Climate Technology Finance Center and Network<sup>164</sup>

2. The African Climate Technology Finance Center and Network (ACTFCN) project is a pilot project that originates from the decision of COP 16 to establish a Technology Mechanism comprising a TEC and a CTCN to support CCA and CCM activities in developing countries. The overall objective of the ACTFCN is to support sub-Saharan Africa countries in scaling-up the deployment of low-carbon and climate-resilient technologies in order to achieve reductions in GHG emissions and to decrease the vulnerability of countries and their populations to climate change impacts. AfDB's proposal to establish the ACTFCN was approved in 2012 by the GEF Council. The project was endorsed by the GEF CEO in April 2014, approved by AfDB's Board of Directors in June 2014 and started its operations in July 2014.

3. The project components include: (i) enhancing networking and knowledge dissemination with respect to climate technology transfer and finance; (ii) enabling the scaling-up of technology transfer through policy, institutional and organizational reforms of the enabling environments at the national and regional levels, through technical assistance; (iii) integrating climate change into investment programs and projects; and (iv) project management.

4. The project completion has been extended from its original date of June 2017 to June 2023.

#### *Status Update*

5. GHG emissions from sub-Saharan Africa remain relatively small, compared to other sub-regions of the world, while the effects of climate change are disproportionately large. To minimize the risks and negative effects of climate change, countries in this region need to leapfrog conventional development patterns and build strong economies that are both resilient to climate change and increasingly low-carbon.

6. The project has had a very strong focus on CCM-related activities, with very good results. The AfDB is strongly involved in supporting the deployment of the Sustainable Energy for All (SE4All) initiative in Africa, as host of the SE4All Africa Hub, whose mission is to facilitate and coordinate information sharing and mobilization of financing to achieve the goals of this initiative. The project has strongly collaborated with the Hub with very good results. Furthermore, the project has a strong collaboration with the Sustainable Energy Fund for Africa (SEFA), hosted by

<sup>163</sup> <https://www.thegef.org/documents/report-gef-26th-session-cop-unfccc>

<sup>164</sup> <https://www.african-ctc.net/>

the AfDB, which supports Africa's sustainable energy agenda with a focus on unlocking private sector investments. ACTFCN is in the position to support first-mile actions required to prepare projects for large technical assistance packages provided by the SEFA.

7. CCA activities had a late start but the build-up of the project pipeline is going well. Notwithstanding that, CCA activities seem to have received a slightly lower attention within the project, perhaps due to the lower amount of available funds, the team's overall area of expertise and the close link of the ACTFCN team with other AfDB energy sector activities/programs.

8. The project has made good efforts to ensure ownership of beneficiaries and stakeholders over the processes/activities it has supported.

9. In the reporting period, two strategic sectors were selected, namely the energy sector with respect to CCM measures, and the water sector regarding CCA measures. For each of the two sectors, three project components were considered:

- (a) enhancing networking and knowledge dissemination with respect to climate technology transfer and finance;
- (b) enabling the scaling up of technology transfer through policy, institutional and organizational reforms of the enabling environments at the national and regional levels; and
- (c) integrating climate change technologies into investment programs and specific investment projects.

10. Overall, the project has made good progress in the reporting period. Projects' terms of references have been approved by eight partner countries; consulting firms were recruited for two projects and the recruitment of consultants is on-going for six projects.

#### *Impact of the COVID-19 Pandemic*

11. Since July 2021, the main challenges have been related to a slow reaction of national focal points due to the COVID-19 pandemic impact, as most project partners were working from home with limited facilities and technical support. Moreover, the COVID-19 pandemic impacted the institutional set-up for the implementation of CCA activities. In addition, changes in working modalities significantly delayed procurement processes and disbursement rates.

#### *Outreach and Awareness-raising Activities*

12. The project has made good use of its network to raise awareness of technical assistance among potential beneficiaries, especially on the CCM component. However, additional awareness-raising campaigns will be needed for the CCA component. COP 27 will be an opportunity to present the achievements of technical assistance activities in disaster risk management in the Seychelles. COP 28 will be another opportunity to increase the visibility of the AFCTN by showcasing 60 to 70 percent of CCA activities and outcomes.

#### *Collaboration with the CTCN*

13. The project has not collaborated with the CTCN in the reporting period.

## Regional Finance and Technology Transfer Centre for Climate Change (FINTECC)<sup>165</sup>

14. The EBRD's FINTECC project was endorsed by the CEO in July 2013 and is under implementation. This project aims to accelerate investments in CCM and CCA technologies in the Early Transition Countries and Southern and Eastern Mediterranean countries. It also aims to incentivize deployment of climate technologies with low market penetration, in order to create demonstration projects across these countries. The project components include: (i) regional technology transfer networks; (ii) technology transfer technical assistance; and (iii) financing pilot activities. The project has been extended from its original end date of 2016 to December 2023.

### *Status Update*

15. The FINTECC project is a well-known facility in the region where it is operational. EBRD practitioners and clients are aware of the support that they can get and actively approach the EBRD to develop eligible projects. Approximately 79 percent of investment grants have been used (committed and disbursed) as at June 30, 2022 across 30 projects. The projects signed so far are expected to deliver around 0.3 Mt CO<sub>2</sub> eq in GHG emission reductions over a period of 10 years, or 45 percent of the project's overall mitigation objective.

16. In the reporting period, the project continues to pilot a new approach for supporting the special needs of SMEs, as well supporting the existing cohort of companies and developing the pipeline for the final cohort of projects to be supported under the programme. Companies in the ECA region face specific barriers in the adoption of climate technologies and need targeted support – more so than ever with Covid-19 and increasing pressures from macro events. Given the specific barriers pointed out in the previous reporting period, additional support was provided to eligible SMEs primarily based on the principles of the Green Technology Selector. This tool, launched by the EBRD in 2018, comprises a longlist of best-in-class green technologies in respective local markets from manufacturers around the world. It is used as an index to select technologies eligible for financing.

17. In 2020, new donor funds from the European Union (EU) were secured to complement the existing GEF and EBRD financing. In the reporting period, the EBRD worked on developing an investment pipeline and technical cooperation assignments to deploy the new EU funds remaining GEF/ SSCF funding.

18. Within the reporting period progress has been made with five companies (working in areas such as logistics, fertilizers, manufacturing, and food & beverage) receiving disbursements of approximately \$500k of GEF FINTECC Grants, supporting much needed implementation. The pipeline includes projects such as a e-mobility in Dushanbe.

### *Impact of the COVID-19 Pandemic*

19. The pandemic has threatened the survival of many companies across the sectors that the FINTECC is supporting, particularly in healthcare and tourism. The challenges faced are even more significant for SMEs. There is also a general challenge associated with the perception that climate change is being deprioritized as a result of the health crisis and increasing pressures from global developments and the ensuing economic constraints.

<sup>165</sup> <https://fintecc.ebrd.com/index.html>

20. SMEs and other companies have also faced increased liquidity challenges, including accessing capital. The EBRD has witnessed an increasing number of companies requesting loans for working capital purposes, and less for capital expenditure investments. As countries ease lockdown measures and the vaccination processes gain momentum, businesses are gradually returning to a new normal. However, companies in the region are also facing new pressures linked to inflation, supply chains and cost / availability of inputs. This presents both challenges and opportunities to maintain or reorient their focus on green investments.

21. EBRD continues to monitor the development of the pandemic and recent events and how this will challenge the implementation of FINTECC projects, including those involving green technologies. Incentive grants, more now than ever, will be instrumental in ensuring that such investments are not deprioritized in the period of post-COVID-19 pandemic recovery and recent economic challenges. The strong integration of incentives within the banking products offered by the EBRD remains a key factor in the success of the FINTECC. A key change in the approach that the project has taken is coupling the prioritization of behavioral changes with potential FINTECC beneficiaries, which is expected to support companies during a time of crisis in maintaining the focus on sustainably transforming their businesses and prepare for future green investments.

#### *Outreach and Awareness-raising Activities<sup>166</sup>*

22. Increased visibility has been given to climate technologies and the FINTECC-financed projects through the FINTECC website. The case studies for each project supported under the FINTECC provide information about how it has been supporting the adoption of advanced climate technologies and give specific examples to potential clients and information to the donor community and wider public on how technology transfer can be operationalized. These case studies will continue to be published in addition to news articles, other publications and event announcements.

#### *Collaboration with the CTCN*

23. In the reporting period, no specific activities have been undertaken in cooperation with the CTCN.

### **National Climate Technology Activities**

24. This section summarizes the status of implementation of the ongoing technology transfer pilot projects supported within the framework of the PSP, as requested in the conclusions of SBI 36 agenda item 12. It also includes the information provided by the MTR reports submitted for the pilot projects, as requested in the conclusions of SBI 43 agenda sub-item 10(b). The information in this section is based on data provided by relevant GEF Agencies in response to a survey that was carried out by the GEF in April 2022. For information on the completed national climate technology projects, refer to the GEF report to COP 26 for the period from July 1, 2020 to June 30, 2021.<sup>167</sup>

---

<sup>166</sup> <http://www.ebrd.com/fintecc>

<sup>167</sup> <https://www.thegef.org/documents/report-gef-26th-session-cop-unfccc>

**Table A5.1: Projects and Programs Supported within the Framework of the Poznan Strategic Programme on Technology Transfer**

| GEF ID                    | Country            | Agency | Title  | GEF PSP funding<br>(\$ million) <sup>a</sup> | Total GEF<br>funding<br>(\$ million) <sup>a</sup> | Co-<br>financing<br>(\$ million) | Status  |
|---------------------------|--------------------|--------|--|--|---|----------------------------------|---|
| <b>Ongoing projects</b>   |                    |        |  |  |   |                                  |   |
| 4071                      | Côte d'Ivoire      | AfDB   | <i>Construction of 1000 Tonne-per-day Municipal Solid Waste Composting Unit in Akouedo Abidjan</i>   | 3.0  | 3.0   | 36.9 <sup>c</sup>                | This project was endorsed by the CEO in October 2013 and is under implementation. |
| 4132                      | Mexico             | IDB    | <i>Promotion and Development of Local Wind Technologies in Mexico</i>  | 3.0  | 5.5   | 33.7 <sup>c</sup>                | The project was endorsed by the CEO in December 2011 and is under implementation. |
| <b>Completed projects</b> |                    |        |  |  |   |                                  |   |
| 3541                      | Russian Federation | UNIDO  | <i>Phase-out of HCFCs and Promotion of HFC-free Energy Efficient Refrigeration and Air-Conditioning Systems in the Russian Federation through Technology Transfer</i>                  | 3.0  | 20.0  | 40.0 <sup>c</sup>                | The project was endorsed by the CEO in August 2010 and completed in 2016.         |
| 4036                      | Jordan             | IFAD   | <i>Dutyion Root Hydration System (DRHS) Irrigation Technology Pilot Project to Face Climate Change Impact</i>  | 2.4  | 2.4   | 5.5 <sup>c</sup>                 | The project was endorsed by the CEO in August 2011 and completed in June 2018.    |
| 4037                      | Thailand           | UNIDO  | <i>Overcoming Policy, Market and Technological Barriers to Support Technological Innovation and South-South Technology Transfer: The Pilot Case of Ethanol Production from Cassava</i> | 3.0  | 3.0   | 31.6 <sup>c</sup>                | The project was endorsed by the CEO in March 2012 and completed in May 2019.      |
| 4042                      | Cambodia           | UNIDO  | <i>Climate Change-related Technology Transfer for Cambodia: Using Agricultural Residue Biomass for Sustainable Energy Solutions</i>  | 1.9  | 1.9   | 4.6 <sup>c</sup>                 | The project was endorsed by the CEO in May 2012 and completed in December 2018.   |
| 4055                      | Senegal            | UNDP   | <i>Typha-based Thermal Insulation Material Production in Senegal</i>   | 2.3  | 2.3   | 5.6 <sup>c</sup>                 | The project was endorsed by the CEO in August 2012 and completed in May 2019.     |

| GEF ID                                     | Country                         | Agency     | Title   | GEF PSP funding<br>(\$ million) <sup>a</sup> | Total GEF<br>funding<br>(\$ million) <sup>a</sup> | Co-<br>financing<br>(\$ million) | Status  |
|--|---------------------------------|------------|---|--|---|----------------------------------|---|
| 4114                                       | Sri Lanka                       | UNIDO      | <i>Bamboo Processing for Sri Lanka</i>  | 2.7  | 2.7   | 21.3 <sup>c</sup>                | The project was endorsed by the CEO in April 2012 and completed in March 2021.  |
| 4129                                       | China                           | World Bank | <i>Green Truck Demonstration Project</i>  | 3.0  | 4.9   | 9.8 <sup>c</sup>                 | The project was endorsed by the CEO in March 2011 and completed in December 2015.   |
| 4136                                       | Chile                           | IDB        | <i>Promotion and Development of Local Solar Technologies in Chile</i>   | 3.0  | 3.0   | 31.8 <sup>c</sup>                | The project was endorsed by the CEO in June 2012 and completed in August 2020.  |
| 4682                                       | Colombia,<br>Eswatini,<br>Kenya | UNEP       | <i>SolarChill: Commercialization and Transfer</i>   | 2.8  | 3.0   | 8.0 <sup>b</sup>                 | The project was endorsed by the CEO in February 2014 and completed in September 2021.   |
| <b>Canceled projects</b>                   |                                 |            |   |  |   |                                  |   |
| 4032                                       | Cook Islands,<br>Turkey         | UNIDO      | <i>Realizing Hydrogen Energy Installations on Small Island through Technology Cooperation</i>                               | 3.0  | 3.0   | 3.5 <sup>b</sup>                 | The project was cancelled in March 2012 upon request from the Agency, following changes in the concerned government's priorities.   |
| 4040                                       | Brazil                          | UNDP       | <i>Renewable CO<sub>2</sub> Capture and Storage from Sugar Fermentation Industry in Sao Paulo State</i>                     | 3.0  | 3.0   | 7.7 <sup>b</sup>                 | The project was cancelled in February 2012 upon request from the Agency. The project preparation identified investment costs far higher than initially expected, exceeding the available financing. |
| 4060                                       | Jamaica                         | UNDP       | <i>Introduction of Renewable Wave Energy Technologies for the Generation of Electric Power in Small Coastal Communities</i> | 0.8  | 0.8   | 1.4 <sup>b</sup>                 | The project was cancelled in October 2011 upon request from the Agency.   |
| <b>Total</b>                               |                                 |            |   | <b>36.9</b>                                  | <b>58.6</b>                                       | <b>241.4</b>                     |   |
| <b>Total (cancelled projects excluded)</b> |                                 |            |   | <b>30.1</b>                                  | <b>51.6</b>                                       | <b>228.8</b>                     |   |

<sup>a</sup> Includes PPGs and Agency fees.

<sup>b</sup> Co-financing amount at the approval by the GEF Council.

<sup>c</sup> Co-financing amount at the endorsement by the CEO.

## Ongoing Projects

### ***Côte d'Ivoire: Construction of 1,000 Ton per Day Municipal Solid Waste Composting Unit in Akouedo, Abidjan***

25. This project was endorsed by the CEO in October 2013. After several years of delay, the project conducted activities relating to studies and environmental impact assessment, finalized project preparation, and implementation was started in November 2016. The project includes the following components: (i) sustainable integrated municipal solid waste (MSW) management framework for Abidjan; (ii) improvement of the door-to-door MSW collection system and installation of a sustainable information system; (iii) construction of a turnkey project for the MSW treatment and industrial composting unit; and (iv) technology transfer, capacity building and dissemination, transfer of technical and financial know-how, prefeasibility and pilot testing activities. The project suffered substantial delays, with the official start of the investment activities only in 2017. The project has been extended three times, with an expected completion date of December 31, 2023.

#### *Status Update*

26. The project submitted four PIRs to the GEF, with the most recent one submitted in FY21. As at April 2022, only \$348,490 of the GEF grant has been disbursed.

27. The Government decided to close the Akouédo composting site and requested the relocation of the site to a new landfill in Bonoua. In order to avoid problems encountered at the Akouédo landfill, this composting plant will undertake an environmental and social impact assessment that will be submitted to the AfDB, prior to any implementation activities. Additionally, in accordance with applicable policies, the AfDB expects to receive complementary information including: (i) the updated feasibility study on the Bonoua site, including the development of the new site, the potential waste to be treated at this site; (ii) the project implementation schedule at the new Bonoua site; (iii) the waste management strategy; and (iv) detailed implementation studies of the composting, etc. As at April 2022, the land has been secured by the Government and was handed over to the project for development.

28. There have been significant delays in project implementation due to difficulties in fulfilling disbursement clauses, the relocation of the site, as well as protracted procurement. However, all these issues have been resolved in the reporting period.

#### *Impacts of the COVID-19 Pandemic*

29. The COVID-19 pandemic has impacted project implementation. This resulted in the slowdown of project activities and delays in procurement as bidders could not travel due to travel restrictions and consultants could not get data. Most of project activities were done through video conferences and the project management unit has been instrumental for data collection for consultants. The lockdown is over and activities are back to normal.

#### *Lessons Learned*

30. So far, the site relocation due to the Government's decision to close the Akouédo composting site has been the main source of delays in lessons learned from this project along with substantial delays in procurement. It is expected that extensive lessons could be generated,



captured and reported once the activities are initiated at the new Bonoua site.

### **Mexico: Promotion and Development of Local Wind Technologies in Mexico**

31. This project was approved by the IDB and its implementation started in May 2013, following the endorsement by the CEO in December 2011. The project includes the following components: (i) design and specification of the wind turbine components of the Mexican Wind Machine (MEM) project; (ii) procurement, manufacturing and assembly of the components of the MEM project; (iii) construction, start, and operational testing of the wind turbine of the MEM project; and (iv) capacity building and institutional strengthening to promote wind power market through distributed generation by small power producers. As at June 30, 2022, this project is under implementation. Its completion has been extended three times from its original date of February 2017 (the second and the third extensions were due to the COVID-19 pandemic and related restrictions on the supply chains of goods and services), and it is expected to be completed in July 2022.

#### *Status Update*

32. The Executing Agency “Instituto Nacional de Electricidad y Energías Limpias” (INEEL) has delivered PIRs on an annual basis since the start of the project’s execution in 2013. The most recent PIR was provided in 2021. In the reporting period, the Executing Agency has mainly focused on completing the milestones related to the blade manufacturing for the wind turbine. This is the last product committed to be delivered with the GEF grant resources.

33. The INEEL presented to the IADB a new workplan to complete two blades in 2021 out of the five blades originally considered. With the COVID-19 pandemic effects prevailing during 2021 on the supply chains of goods and services and the revision of the project’s progress to approve a new extension by the IDB, the completion of 2021 milestones was delayed.

34. In November 2021, with previous consent of the Secretaría de Hacienda y Crédito Público (GEF focal point in the country), the IDB approved a new project extension until July 2022, to ensure the use of the remaining resources and to deliver the expected products.

35. The project reached important milestones by completing the aerodynamic, structural and aeroelastic design, which defines the production line for the blades manufacturing. The design of the master plan was also completed. Key instruments were constructed the two blades manufactured, and test will be concluded. The construction of the reaction block that will be used to carry out the testing of the blades, was finalized in the installations of Centro de Tecnología Avanzada (CIATEQ) located in Queretaro City. Final blueprints of the blades were also completed, and the documentation required for the design certification process. It is foreseen that the blades design certification will be achieved by June 2022.

36. In October 2020, the Government of Mexico approved the termination of 109 local trust funds, one of which was the CONACYT-SENER Energy Sustainability Fund, which represented the source of counterpart resources of the project. In 2021, INEEL informed that, without the pending local counterpart resources, the 1.2MW wind turbine prototype will not be completed and installed at the Regional Wind Technology Center as originally planned. However, the specific objectives of building local capacities and the development of value chains in the manufacturing of wind turbine components were achieved, having ensured the skill building of specialized engineers and the contribution and participation of the private sector in the design and manufacturing of the

main components of the wind turbine. Nonetheless, since January 2022, INEEL, with IADB, CIDESI and CIATEQ support, has been looking for additional fund sources. In this regard, interest from the Consejo Nacional de Ciencia y Tecnología (CONACYT) has been expressed to bring economic support and provide local counterpart resources in order to complete and install the 1.2MW wind turbine prototype.

37. As at the end of March 2022, 99.85 percent of the project's resources have been disbursed, 88 percent executed, and 11 percent committed.

#### *Technology Transfer*

38. The following activities are still in progress: (i) the blades design certification (having contracted CENER and with the participation of DNV); (ii) final preparation activities to start blades manufacture and test; (iii) documentation for the final report and financial audit; and (iv) advisory consultancy provided by NABRAWIND for infusion processes.

#### *Impacts of the COVID-19 Pandemic*

39. On March 30, 2020, the Mexican Government declared national emergency due to the COVID-19 pandemic. Immediate suspension of all non-essential activities followed, which limited the capacity of the INEEL-CIATEQ-CIDESI personnel to work *in situ* on the manufacturing of the blades. This announcement impacted the project execution as follows:

- (a) Staff with health risk profile were not allowed to be in work centers. As a response, new younger staff were recruited and trained.
- (b) Delay in the provision of some key materials and equipment by suppliers. In 2021, deliveries suffered delays, and in many cases, it became more challenging to find suppliers that meet the technical requirements, delivery times, guarantees and bonds conditions, which resulted in longer procurement processes and limited purchases to only one supplier.

#### *Outreach and Public-awareness Activities*

40. In the reporting period, no new capacity building and information dissemination activities were carried out due to the COVID-19 pandemic. However, several capacity building, consultancy and certification activities are planned in 2022 related to the infusion processes and the blades design certification. Several dissemination products on the main outcomes of the project have been prepared in collaboration with the IDB.<sup>168</sup> A new dissemination video of the project is planned before its completion.

#### *Lessons and Conclusions*

41. Executing Agencies in similar research and development projects need to adopt different planning mechanisms with close monitoring activities. This is because projects of this nature have a different life cycle than traditional infrastructure projects, usually carried out in collaboration with multilateral organizations.

<sup>168</sup> <https://app.box.com/s/j07je5vxi1hrzeic2qfclte1gmvkod3b> ; <https://publications.iadb.org/es/infraestructura-para-el-desarrollo-vol-4-no-1-como-integrarse-la-cadena-de-valor-de-la-industria>

## Projects Completed in the Reporting Period

### Colombia, Eswatini, Kenya: *SolarChill: Commercialization and Transfer*

42. This project was initially approved with the World Bank as the GEF Agency. However, the World Bank withdrew from the project in 2010. The project was then re-submitted by UNEP with the addition of Eswatini (formerly Swaziland). The project was endorsed by the CEO in February 2014. After two years of discussion and planning, the project started implementation in July 2016. The project includes the following components: (i) procure and install 200 SolarChill A units in three countries; (ii) laboratory testing of prototypes, procurement, and field testing of 15 SolarChill B units in each of the three countries; and (iii) information dissemination and technology transfer. The project was extended twice from its original completion date of December 2018. The project was completed in September 2021.

43. The project has submitted five PIRs. Almost 90 percent of the GEF grant has been disbursed and utilized – the total amount disbursed is \$2,438,088.98.

44. The project objectives were achieved, albeit with significant delays from the original timeline. Delays had been caused by: (i) constraints faced at the field level; (ii) procurement problems due to negotiation delays with Governments (delays in signing MoUs); and (iii) shipping and customs clearance issues of SolarChill A units. The COVID-19 pandemic had exacerbated these delays. SolarChill B also experienced delays due to procurement delays, shipping of incomplete units, and customs clearance delays due to lack of proper documents not supplied by a manufacturer (Leff).

45. The project had faced several challenges:

- (a) In Colombia, it was expected that technology transfer could mainly be done by reverse-engineering. Due to missing documents, the import of reference solar chill units was delayed, and manufacturers started working on the first prototypes. As the technology for most of them was new, many iterations were needed during the development process.
- (b) The Eswatini manufacturer, Palfridge (The Fridge Factory), encountered various technical problems while testing their pre-serial unit under World Health Organization (WHO) standards and conditions.

46. Numerous delays and setbacks resulted in revised timelines, workplans and budgets, with September 30, 2021 as the new project completion date. Major project deliverables were also impacted and were at risk of partial completion only, had the project not been extended. The following activities were completed in the reporting period:

- (a) WHO certification of SolarChill-A vaccine cooler from Palfridge;
- (b) Sufficient field testing, data collection and monitoring of SolarChill B;
- (c) Completion of technology transfer activities of SolarChill B to manufacturers in Colombia and Eswatini;
- (d) SolarChill A serial production at Palfridge,

- (e) Installation and field testing of Palfridge fridges; and
- (f) Outreach, sharing and dissemination of information with manufacturers to improve fridge quality and design in light of results of field tests.

#### *Technology Transfer*

47. Progress made on outreach and the transfer of technology have been the highlights of the project. It has successfully installed 113 SolarChill A Vaccine Coolers at different locations in three project countries (37 in Colombia, 40 in Eswatini and 36 in Kenya). The SolarChill B Food Refrigerators have also been installed in these three countries (ten in Colombia, 15 in Eswatini and 13 in Kenya) and are monitored regularly.

48. The SolarChill Vaccine Coolers were continuously monitored, although some of the units malfunctioned and data collection was interrupted. Analysis of data from SolarChill A was completed by the Danish Technical Institute (DTI) and a preliminary analysis of SolarChill B was also completed.

49. Solar Direct Drive vaccine coolers and food refrigerators were also tested and monitored. The units are solar-powered and lead storage battery-free. They use natural refrigerants, such as hydrocarbons, and bypass the use of hydrofluorocarbon refrigerants (HFCs) or insulation foam blowing agents (HCFCs). The units are energy efficient and emit zero CO<sub>2</sub>. A key deliverable is that a field test of SolarChill vaccine coolers (SolarChill A) and food refrigerators (SolarChill B) were undertaken, and the technology was promoted following the field test results.

#### *Impacts of the COVID-19 Pandemic*

50. The COVID-19 pandemic had exacerbated existing project delays. In Eswatini, at the Palfridge factory, the regular internal laboratory testing of the vaccine cooler could not take place due to two major reasons (irregular electric supply and the COVID-19 pandemic lockdown).

51. Since the outbreak of the pandemic, any work in the field with governmental or non-governmental partners had been extremely challenging due to restrictions on movement. This impacted project implementation, particularly laboratory testing of the SolarChill A unit at Palfridge and the WHO performance, quality and safety testing, as well as the serial production of that unit.

**ANNEX 6: STATUS REPORT ON THE LDCF AND THE SCCF FOR FY22<sup>169</sup>**

1. The Least Developed Countries Fund for Climate Change (LDCF) was established in November 2002 to address the needs of the least developed countries whose economic and geophysical characteristics make them especially vulnerable to the impact of global warming and climate change. The Special Climate Change Fund (SCCF), consisting of two active funding windows, i.e., Program for Adaptation and Program for Technology Transfer, was established in November 2004 to finance activities, programs and measures relating to climate change that are complementary to those funded by resources from the GEF Trust Fund and with bilateral and multilateral funding. The GEF administers both the SCCF and LDCF and the World Bank acts as trustee for both funds.

**Least Developed Countries Fund (LDCF)**

2. **Status of Pledges and Contributions.** As of June 30, 2022, pledges had been received from 27 Contributing Participants: Australia, Austria, Belgium, Canada, Czech Republic, Denmark, Estonia, Finland, France, Germany, Hungary, Iceland, Ireland, Italy, Japan, Luxembourg, the Netherlands, New Zealand, Norway, Portugal, Romania, Slovenia, Spain, Sweden, Switzerland, the United Kingdom and the United States. The total amount pledged to date is \$1.98 billion eq.<sup>170</sup> and signed contribution agreements for \$1.82 billion eq. Of this, payments amounting to \$1.75 billion eq. have been received from donors since inception of the Trust Fund. Annex A6.1 shows details of the status of pledges, contributions<sup>171</sup> and payments made to the LDCF since inception.

3. During the period from July 1, 2021 to June 30, 2022, the LDCF Trust Fund received pledges amounting to approximately \$201.39 million eq. This includes pledges from Belgium, Denmark, Estonia, France, Ireland, the Netherlands, Sweden, Switzerland, and the United States. The Trustee has received \$168.05 million eq. against signed contribution agreements during this period.

4. **Summary of Funding Approvals, Trustee Commitments and Cash Transfers.** As of June 30, 2022, cumulative net funding decisions by the Council and the CEO amounted to \$1.76 billion, of which \$1.59 billion was for projects and project preparation activities, \$152.83 million was for fees, and \$21.72 million was for administrative expenses and corporate activities of the LDCF.

5. Funding approved by the Council and the CEO is committed by the Trustee and transferred following established procedures for all financial transactions as agreed between the Trustee and the Agencies. The Trustee has committed a net total amount of \$1.43 billion, of which \$1.28 billion relates to projects and project preparation activities, \$119.61 million to fees, and \$21.72 million to cover corporate activities and administrative expenses.

6. Cash transfers were made to Agencies on an as-needed basis to meet their projected disbursement requirements. Out of the cumulative commitments of \$1.43 billion, upon request from Agencies, the Trustee has transferred \$1.00 billion as of June 30, 2022. As a result, \$423.31 million remains payable to Agencies. Details of funding approvals, commitments and cash transfers can be found in table A6.2.

7. **Schedule of Funds Available.** Funds held in trust without restrictions total \$831.01 million,

<sup>169</sup> This status report was provided by the Trustee of the LDCF and the SCCF (World Bank). The GEF Secretariat did not edit this report.

<sup>170</sup> US Dollar Equivalent

<sup>171</sup> Represents the amounts for which donors have signed contribution agreements with the Trustee.

comprising of cash and investments. Of this amount, \$757.59 million has been set-aside to cover funding decisions by the Council or by the CEO. Consequently, net funds available for programming approval by the Council or the CEO amounts to \$73.42 million. Details on the funds available for Council or CEO approval as of June 30, 2022 can be found in table A6.3.

8. **Investment Income.** Pending cash transfers to Agencies, cash contributions paid to LDCF Trust Fund are held in trust by the World Bank and maintained in a commingled investment portfolio ("Pool") for all trust funds administered by the World Bank. The assets in the Pool are managed in accordance with the investment strategy established for all of the trust funds administered by the World Bank. The LDCF had cumulative investment returns from funds held in trust of \$77.77 million as of June 30, 2022.

### Special Climate Change Fund (SCCF)

9. **Status of Pledges and Contributions.** As of June 30, 2022, pledges had been received from 15 Contributing Participants: Belgium, Canada, Denmark, Finland, Germany, Ireland, Italy, the Netherlands, Norway, Portugal, Spain, Sweden, Switzerland, the United Kingdom, and the United States. The total amount pledged to date is \$356.94 million eq. and signed contribution agreements for \$355.29 million eq. Of this, payments amounting to \$350.29 million have been received from donors since inception of the Trust Fund. Table A6.4 shows details of the status of pledges, contributions<sup>172</sup> and payments made to the SCCF since its inception; Table A6.5 presents the contributions and payments information broken down by program.

10. **Summary of Funding Approvals, Trustee Commitments and Cash Transfers.** As of June 30, 2022, cumulative net funding decisions taken by the Council and the CEO amounted to \$368.52 million, of which \$324.96 million was for projects and project preparation activities, \$31.90 million was for fees, and \$11.66 million was for administrative expenses and corporate activities of the SCCF.

11. Funding approved by the Council and CEO is committed by the Trustee and transferred following established procedures for all financial transactions as agreed between the Trustee and the Agencies. Out of total funding approvals of \$368.52 million, the Trustee committed \$362.77 million, of which \$320.07 million relates to projects and project preparation activities, \$31.05 million to fees, and \$11.66 million to cover corporate activities and administrative expenses.

12. The Trustee transfers cash to Agencies on an as-needed basis to meet the projected disbursement requirements of the Agencies. As of June 30, 2022, out of total cumulative commitments of \$362.77 million, the Agencies have requested, and the Trustee has transferred \$335.11 million. As a result, \$27.67 million remains payable to Agencies, pending their request. Details of funding approvals, commitments and cash transfers can be found in Table A6.6.

13. **Schedule of Funds Available.** Funds held in Trust without restriction comprising cash and investments for both the Adaptation and Transfer of Technology programs total \$40.2 million eq. Of this amount, \$33.41 million has been set-aside to cover funding approved by the Council and endorsed by the CEO. Consequently, net funds available for approval by the Council or the CEO amount to \$6.78 million. Details on the funds available for Council or CEO approval as of June 30, 2022 can be found in Table A6.7 which shows the funding status by program.

<sup>172</sup> Represents the amounts for which donors have signed contribution agreements with the Trustee.

14. **Investment Income.** The SCCF shares the same investment management as the LDCF. Its overall investment return was \$23.73 million from inception to June 30, 2022.

**Table A6.1: LDCF Status of Pledges and Contributions as of June 30, 2022**

| Least Developed Countries Fund<br>Status of Pledges and Contributions as of<br>June 30, 2022 |          |                          |                      |                     |                    |                                   |                         |                      |                        |                   |
|--|----------|--------------------------|----------------------|---------------------|--------------------|-----------------------------------|-------------------------|----------------------|------------------------|-------------------|
| Total Pledges Outstanding and Contributions<br>Finalized                                     |          |                          |                      | Pledges Outstanding |                    | Contribution Agreements Finalized |                         |                      |                        |                   |
| 1  | 2        | 3 = 5 + 7                | 4 = 6 + 9 + 11       | 5                   | 6                  | 7 = 8 + 10                        | Paid (Receipts)         |                      | Unpaid                 |                   |
|  |          |                          |                      |                     |                    |                                   | 8                       | 9                    | 10                     | 11                |
| Contributing Participant   | Currency | Total Amount in Currency | USDeq. a/            | Amount in Currency  | USDeq. b/          | Total Contributions in Currency   | Amount Paid in Currency | USDeq. c/            | Amount Due in Currency | USDeq. b/         |
| Australia  | AUD      | 46,500,000               | 42,967,350           | 0                   | 0                  | 46,500,000                        | 46,500,000              | 42,967,350           | 0                      | 0                 |
| Austria  | EUR      | 1,900,000                | 2,669,600            | 0                   | 0                  | 1,900,000                         | 1,900,000               | 2,669,600            | 0                      | 0                 |
| Belgium  | d/ EUR   | 184,590,000              | 214,852,189          | 37,700,000 h/       | 39,207,937         | 146,890,000                       | 141,890,000             | 170,444,260          | 5,000,000              | 5,199,992         |
| Canada   | e/ CAD   | 111,000,000              | 90,136,391           | 0                   | 0                  | 111,000,000                       | 111,000,000             | 90,136,391           | 0                      | 0                 |
| Czech Republic   | EUR      | 18,000                   | 25,454               | 0                   | 0                  | 18,000                            | 18,000                  | 25,454               | 0                      | 0                 |
| Denmark  | DKK      | 1,136,400,000            | 172,823,415          | 300,000,000 h/      | 41,942,790         | 836,400,000                       | 836,400,000             | 130,880,625          | 0                      | 0                 |
| Estonia  | i/ EUR   | 1,000,000                | 1,143,500            | 0                   | 0                  | 1,000,000                         | 1,000,000               | 1,143,500            | 0                      | 0                 |
| Finland  | EUR      | 42,598,282               | 53,763,337           | 0                   | 0                  | 42,598,282                        | 42,598,282              | 53,763,337           | 0                      | 0                 |
| France   | EUR      | 75,850,000               | 84,754,609           | 20,000,000 h/       | 20,799,967         | 55,850,000                        | 55,850,000              | 63,954,642           | 0                      | 0                 |
| Germany  | EUR      | 415,000,000              | 498,771,781          | 0                   | 0                  | 415,000,000                       | 365,000,000             | 446,771,864          | 50,000,000             | 51,999,917        |
| Hungary  | EUR      | 1,000,000                | 1,344,300            | 0                   | 0                  | 1,000,000                         | 1,000,000               | 1,344,300            | 0                      | 0                 |
| Iceland  | USD      | 1,183,500                | 1,183,500            | 0                   | 0                  | 1,183,500                         | 1,183,500               | 1,183,500            | 0                      | 0                 |
| Ireland  | f/ EUR   | 17,234,869               | 20,438,781           | 0                   | 0                  | 17,234,869                        | 17,234,869              | 20,438,781           | 0                      | 0                 |
|  | USD      | 8,000,000                | 8,000,000            | 0                   | 0                  | 8,000,000                         | 8,000,000               | 8,000,000            | 0                      | 0                 |
| Italy  | USD      | 3,000,000                | 3,000,000            | 0                   | 0                  | 3,000,000                         | 3,000,000               | 3,000,000            | 0                      | 0                 |
| Japan  | USD      | 1,081,650                | 1,081,650            | 0                   | 0                  | 1,081,650                         | 1,081,650               | 1,081,650            | 0                      | 0                 |
| Luxembourg   | f/ EUR   | 1,000,000                | 1,582,900            | 0                   | 0                  | 1,000,000                         | 1,000,000               | 1,582,900            | 0                      | 0                 |
|  | USD      | 4,120,000                | 4,120,000            | 0                   | 0                  | 4,120,000                         | 4,120,000               | 4,120,000            | 0                      | 0                 |
| Netherlands  | f/ EUR   | 80,200,000               | 99,174,537           | 25,000,000 h/       | 25,999,958         | 55,200,000                        | 55,200,000              | 73,174,578           | 0                      | 0                 |
|  | USD      | 57,200,000               | 57,200,000           | 0                   | 0                  | 57,200,000                        | 57,200,000              | 57,200,000           | 0                      | 0                 |
| New Zealand  | NZD      | 8,100,000                | 5,808,840            | 0                   | 0                  | 8,100,000                         | 8,100,000               | 5,808,840            | 0                      | 0                 |
| Norway   | f/ NOK   | 180,000,000              | 30,160,308           | 0                   | 0                  | 180,000,000                       | 180,000,000             | 30,160,308           | 0                      | 0                 |
|  | USD      | 2,000,000                | 2,000,000            | 0                   | 0                  | 2,000,000                         | 2,000,000               | 2,000,000            | 0                      | 0                 |
| Portugal   | EUR      | 50,000                   | 64,065               | 0                   | 0                  | 50,000                            | 50,000                  | 64,065               | 0                      | 0                 |
| Romania  | EUR      | 150,000                  | 214,005              | 0                   | 0                  | 150,000                           | 150,000                 | 214,005              | 0                      | 0                 |
| Slovenia   | i/ EUR   | 50,000                   | 56,345               | 0                   | 0                  | 50,000                            | 50,000                  | 56,345               | 0                      | 0                 |
| Spain  | EUR      | 1,354,185                | 1,773,184            | 0                   | 0                  | 1,354,185                         | 1,354,185               | 1,773,184            | 0                      | 0                 |
| Sweden   | SEK      | 1,487,000,000            | 182,575,686          | 0                   | 0                  | 1,487,000,000                     | 1,357,000,000           | 169,967,119          | 130,000,000            | 12,608,567        |
| Switzerland  | CHF      | 27,450,000               | 27,832,243           | 2,500,000 g/        | 2,605,795          | 24,950,000                        | 24,950,000              | 25,226,448           | 0                      | 0                 |
| United Kingdom   | GBP      | 122,000,000              | 186,839,800          | 0                   | 0                  | 122,000,000                       | 122,000,000             | 186,839,800          | 0                      | 0                 |
| United States  | USD      | 183,195,000              | 183,195,000          | 25,000,000 h/       | 25,000,000         | 158,195,000                       | 158,195,000             | 158,195,000          | 0                      | 0                 |
|  |          |                          | <u>1,979,552,770</u> |                     | <u>155,556,448</u> |                                   |                         | <u>1,754,187,847</u> |                        | <u>69,808,476</u> |

a/ Represents (1) the actual US dollar value of paid-in cash contributions and (2) June 30, 2022 value of pledges outstanding, contribution amounts pending FX, and unpaid amounts.  
b/ Valued at the exchange rates available on - June 30, 2022  
c/ Represents the (1) actual US dollar value of paid-in cash contributions and (2) June 30, 2022 value of contribution amount pending FX.  
d/ Includes a pledge of EUR 2.7 million and contribution of EUR 14.45 million from the Walloon Government of Belgium. Of the contributions, EUR 11.75 million has been received.  
e/ Includes CAD 6 million received from the Government of Quebec.  
f/ Contributions made in more than one currency.  
g/ Represents the balance of Switzerland's pledge of at least USD 9,000,000 for the period 2020-2022 made during COP26 meeting in November 2021.  
h/ New pledges made in November 2021 during COP26.  
i/ New donors to LDCF.

**Table A6.2: LDCF Summary of Allocation, Commitments and Disbursements as of June 30, 2022**  
(in \$)

| Entity                                | Cumulative Net Amounts |                      |                      |                    |
|---------------------------------------|------------------------|----------------------|----------------------|--------------------|
|                                       | Approved Allocations   | Commitments          | Transfers            | Amount Due         |
|                                       | (1)                    | (2)                  | (3)                  | (4) = (2) - (3)    |
| <b>Projects</b>                       |                        |                      |                      |                    |
| ADB                                   | 39,276,007             | 25,548,021           | 11,350,000           | 14,198,021         |
| AfDB                                  | 165,494,939            | 143,862,751          | 61,451,262           | 82,411,489         |
| CI                                    | 10,229,335             | 10,229,335           | 1,080,000            | 9,149,335          |
| FAO                                   | 214,731,819            | 156,535,123          | 102,753,181          | 53,781,942         |
| IBRD                                  | 94,544,513             | 84,544,513           | 69,312,092           | 15,232,421         |
| IFAD                                  | 64,808,002             | 43,553,065           | 31,667,383           | 11,885,682         |
| IUCN                                  | 14,114,679             | 5,959,618            | 1,750,000            | 4,209,618          |
| UNDP                                  | 746,292,943            | 632,027,665          | 502,886,485          | 129,141,181        |
| UNEP                                  | 195,998,389            | 164,956,260          | 91,000,000           | 73,956,260         |
| UNIDO                                 | 30,599,791             | 7,818,528            | 3,893,392            | 3,925,136          |
| WWF                                   | 9,770,643              | 9,770,643            | 313,305              | 9,457,338          |
| <i>Sub-total</i>                      | 1,585,861,062          | 1,284,805,524        | 877,457,100          | 407,348,424        |
| <b>Fees</b>                           |                        |                      |                      |                    |
| ADB                                   | 3,413,357              | 1,556,125            | 1,171,369            | 384,756            |
| AfDB                                  | 15,412,978             | 12,109,824           | 3,448,900            | 8,660,924          |
| CI                                    | 920,642                | 167,838              | 2,700                | 165,138            |
| FAO                                   | 20,600,585             | 12,807,858           | 12,370,557           | 437,301            |
| IBRD                                  | 9,182,628              | 8,115,596            | 7,237,564            | 878,032            |
| IFAD                                  | 6,814,039              | 4,981,442            | 4,213,226            | 768,216            |
| IUCN                                  | 1,270,319              | 579,945              | 200,000              | 379,945            |
| UNDP                                  | 72,583,339             | 61,854,757           | 61,515,325           | 339,432            |
| UNEP                                  | 18,861,280             | 16,313,614           | 16,061,443           | 252,171            |
| UNIDO                                 | 2,887,942              | 898,125              | 364,449              | 533,676            |
| WWF                                   | 879,358                | 229,608              | 147,023              | 82,585             |
| <i>Sub-total</i>                      | 152,826,467            | 119,614,732          | 106,732,556          | 12,882,176         |
| <b>Corporate Budget <sup>a/</sup></b> |                        |                      |                      |                    |
| Secretariat                           | 14,776,347             | 14,776,347           | 12,274,151           | 2,502,196          |
| Evaluation                            | 476,098                | 476,098              | 453,098              | 23,000             |
| STAP                                  | 1,273,405              | 1,273,405            | 1,145,405            | 128,000            |
| Trustee                               | 5,195,732              | 5,195,732            | 4,768,732            | 427,000            |
| <i>Sub-total</i>                      | 21,721,581             | 21,721,581           | 18,641,385           | 3,080,196          |
| <b>Total for LDCF</b>                 | <b>1,760,409,110</b>   | <b>1,426,141,837</b> | <b>1,002,831,041</b> | <b>423,310,796</b> |

a/ Includes amounts allocated to cover administrative expenses to manage the LDCF and Corporate activities, including annual audit.



**Table A6.3: LDCF for Climate Change Schedule of Funds Available updated as of June 30, 2022**

| Trust Fund for Least Developed Countries Fund for Climate Change<br>Schedule of Funds Available as of<br>June 30, 2022 |             |  | (in USDeq.)                      |
|--|-------------|--|----------------------------------|
| <b><u>1. Funds held in Trust</u></b>   |             |  | <b>831,012,618 <sup>a/</sup></b> |
| Cash and investments   | 831,012,618 |  |                                  |
| Promissory notes   | 0           |  |                                  |
| <b><u>2. Restricted Funds</u></b>  |             |  | <b>0</b>                         |
| Reserve to cover foreign exchange rate fluctuations  | 0           |  |                                  |
| Set aside for approved activities pending requirements   | 0           |  |                                  |
| <b>3. Funds held in Trust with no restrictions ( 3 = 1 - 2 )</b>   |             |  | <b>831,012,618</b>               |
| <b><u>4. Approved Amounts pending disbursement</u></b>   |             |  | <b>757,590,719</b>               |
| Amounts Trustee Committed  | 423,310,796 |  |                                  |
| Amounts pending Council/CEO approval and/or CEO endorsement  | 334,108,044 |  |                                  |
| Umbrella Set-aside   | 171,879     |  |                                  |
| <b>5. Funds Available for Council/CEO approval and/or CEO endorsement ( 5 = 3 - 4 )</b>                                |             |  | <b><u>73,421,900</u></b>         |
| <sup>a/</sup> Amounts pending FX are valued at exchange rate as of June 30, 2022.                                      |             |  |                                  |

Table A6.4: SCCF Status of Pledges and Contributions as of June 30, 2022

Special Climate Change Fund  
Status of Pledges and Contributions as of  
June 30, 2022

| Total Pledges Outstanding and Contributions |          |                          |               |                     |           |                                   |                         |             |                        |           |  |
|---|----------|--------------------------|---------------|---------------------|-----------|-----------------------------------|-------------------------|-------------|------------------------|-----------|--|
| Finalized a/                                |          |                          |               | Pledges Outstanding |           | Contribution Agreements Finalized |                         |             |                        |           |  |
|   |          |                          |               |                     |           | Paid (Receipts)                   |                         |             | Unpaid                 |           |  |
| 1   | 2        | 3 = 5 + 7                | 4 = 6 + 9+ 11 | 5                   | 6         | 7 = 8 + 10                        | 8                       | 9           | 10                     | 11        |  |
| Contributing Participant                    | Currency | Total Amount in Currency | USDeq. b/     | Amount in Currency  | USDeq. c/ | Total Contribution in Currency    | Amount Paid in Currency | USDeq. d/   | Amount Due in Currency | USDeq. e/ |  |
| Belgium                                     | EUR      | 31,000,000               | 41,213,100    | 0                   | 0         | 31,000,000                        | 31,000,000              | 41,213,100  | 0                      | 0         |  |
| Canada                                      | CAD      | 13,500,000               | 12,894,703    | 0                   | 0         | 13,500,000                        | 13,500,000              | 12,894,703  | 0                      | 0         |  |
| Denmark                                     | DKK      | 50,000,000               | 9,041,885     | 0                   | 0         | 50,000,000                        | 50,000,000              | 9,041,885   | 0                      | 0         |  |
| Finland                                     | e/ EUR   | 13,870,000               | 17,945,939    | 0                   | 0         | 13,870,000                        | 13,870,000              | 17,945,939  | 0                      | 0         |  |
|   | USD      | 367,592                  | 367,592       | 0                   | 0         | 367,592                           | 367,592                 | 367,592     | 0                      | 0         |  |
| Germany                                     | EUR      | 90,017,000               | 120,454,867   | 0                   | 0         | 90,017,000                        | 90,017,000              | 120,454,867 | 0                      | 0         |  |
| Ireland                                     | USD      | 2,125,000                | 2,125,000     | 0                   | 0         | 2,125,000                         | 2,125,000               | 2,125,000   | 0                      | 0         |  |
| Italy                                       | USD      | 10,000,000               | 10,000,000    | 0                   | 0         | 10,000,000                        | 5,000,000               | 5,000,000   | 5,000,000 f/           | 5,000,000 |  |
| Netherlands                                 | EUR      | 2,400,000                | 3,128,880     | 0                   | 0         | 2,400,000                         | 2,400,000               | 3,128,880   | 0                      | 0         |  |
| Norway                                      | NOK      | 198,000,000              | 34,592,632    | 0                   | 0         | 198,000,000                       | 198,000,000             | 34,592,632  | 0                      | 0         |  |
| Portugal                                    | EUR      | 1,070,000                | 1,299,099     | 0                   | 0         | 1,070,000                         | 1,070,000               | 1,299,099   | 0                      | 0         |  |
| Spain                                       | EUR      | 9,000,000                | 12,349,100    | 0                   | 0         | 9,000,000                         | 9,000,000               | 12,349,100  | 0                      | 0         |  |
| Sweden                                      | SEK      | 40,000,000               | 6,120,153     | 0                   | 0         | 40,000,000                        | 40,000,000              | 6,120,153   | 0                      | 0         |  |
| Switzerland                                 | e/ CHF   | 14,962,500               | 14,750,450    | 0                   | 0         | 14,962,500                        | 14,962,500              | 14,750,450  | 0                      | 0         |  |
|   | USD      | 2,056,250                | 2,056,223     | 1,656,250 g/        | 1,656,250 | 400,000                           | 400,000                 | 399,973     | 0                      | 0         |  |
| United Kingdom                              | GBP      | 10,000,000               | 18,603,167    | 0                   | 0         | 10,000,000                        | 10,000,000              | 18,603,167  | 0                      | 0         |  |
| United States                               | USD      | 50,000,000               | 50,000,000    | 0                   | 0         | 50,000,000                        | 50,000,000              | 50,000,000  | 0                      | 0         |  |
|   |          |                          | 356,942,790   | 1,656,250           |           | 350,286,540                       |                         |             | 5,000,000              |           |  |

a/ Pledged contributions are made towards the Program for Adaptation and for the Transfer of Technology.

b/ Represents (1) the actual US dollar value of paid-in cash contributions and (2) January 31, 2022 value of outstanding pledges and unpaid amounts.

c/ Valued at the exchange rates available on - June 30, 2022

d/ Represents the actual US dollar value of paid-in cash contributions.

e/ Contributions made in more than one currency.

f/ Represents past due contribution.

g/ Represents the balance of Switzerland's pledge of USD 3,312,500 made during the 25th Council meeting in December 2018.

**Table A6.5: SCCF Status of Contributions by Program as of June 30, 2022 (amount in USD eq. Million)**

| Contribution Agreements Finalized |          |                     |                         |           |                        |           |
|-----------------------------------|----------|---------------------|-------------------------|-----------|------------------------|-----------|
|                                   |          | Paid (Receipts)     |                         |           | Unpaid                 |           |
| Contributing Participant          | Currency | Total Contributions | Amount Paid in Currency | USDeq. c/ | Amount Due in Currency | USDeq. b/ |
| Program for Adaptation            |          |                     |                         |           |                        |           |
| Canada                            | CAD      | 11.00               | 11.00                   | 10.34     | -                      | -         |
| Denmark                           | DKK      | 40.00               | 40.00                   | 7.23      | -                      | -         |
| Finland                           | d/ USD   | 0.37                | 0.37                    | 0.37      | -                      | -         |
|                                   | EUR      | 13.52               | 13.52                   | 17.52     | -                      | -         |
| Germany                           | EUR      | 90.02               | 90.02                   | 120.45    | -                      | -         |
| Ireland                           | USD      | 1.28                | 1.28                    | 1.28      | -                      | -         |
| Italy                             | USD      | 5.00                | 0.00                    | 0.00      | 5.00 e/                | 5.00      |
| Netherlands                       | EUR      | 2.40                | 2.40                    | 3.13      | -                      | -         |
| Norway                            | NOK      | 181.50              | 181.50                  | 31.59     | -                      | -         |
| Portugal                          | EUR      | 1.07                | 1.07                    | 1.30      | -                      | -         |
| Spain                             | EUR      | 8.00                | 8.00                    | 11.05     | -                      | -         |
| Sweden                            | SEK      | 37.00               | 37.00                   | 5.69      | -                      | -         |
| Switzerland                       | d/ CHF   | 9.50                | 9.50                    | 9.38      | -                      | -         |
|                                   | USD      | 0.40                | 0.40                    | 0.40      | -                      | -         |
| United Kingdom                    | GBP      | 10.00               | 10.00                   | 18.60     | -                      | -         |
| United States                     | USD      | 50.00               | 50.00                   | 50.00     | -                      | -         |
|                                   |          |                     |                         | 288.34    |                        | 5.00      |
| Program for Technology Transfer   |          |                     |                         |           |                        |           |
| Belgium                           | EUR      | 31.00               | 31.00                   | 41.21     | -                      | -         |
| Canada                            | CAD      | 2.50                | 2.50                    | 2.55      | -                      | -         |
| Denmark                           | DKK      | 10.00               | 10.00                   | 1.81      | -                      | -         |
| Finland                           | EUR      | 0.35                | 0.35                    | 0.42      | -                      | -         |
| Ireland                           | USD      | 0.85                | 0.85                    | 0.85      | -                      | -         |
| Italy                             | USD      | 5.00                | 5.00                    | 5.00      | -                      | -         |
| Norway                            | NOK      | 16.50               | 16.50                   | 3.00      | -                      | -         |
| Spain                             | EUR      | 1.00                | 1.00                    | 1.30      | -                      | -         |
| Sweden                            | SEK      | 3.00                | 3.00                    | 0.43      | -                      | -         |
| Switzerland                       | CHF      | 5.46                | 5.46                    | 5.37      | -                      | -         |
|                                   |          |                     |                         | 61.94     |                        | -         |
| TOTAL                             |          |                     |                         | 350.29    |                        | 5.00      |

a/ Represents (1) the actual US dollar value of paid-in cash contributions and (2) June 30, 2022 value of amount pending FX.

b/ Valued at the exchange rates available on June 30, 2022.

c/ Represents the actual US dollar value of paid-in cash contributions.

d/ Contributions made in more than one currency.

e/ Represents past due amount.

f/ Represents the balance of Switzerland's pledge of USD 3,312,500 made during the 25th Council meeting in December 2018.

**Table A6.6: SCCF Summary of Allocations, Commitments and Disbursements as of June 30, 2022 (in \$)**

| Entity                     | Cumulative Net Amounts |                    |                    |                   |
|----------------------------|------------------------|--------------------|--------------------|-------------------|
|                            | Approved Allocations   | Commitments        | Transfers          | Amount Due        |
|                            | (1)                    | (2)                | (3)                | (4) = (2) - (3)   |
| <b>Projects</b>            |                        |                    |                    |                   |
| ADB                        | 10,831,531             | 10,831,531         | 7,990,066          | 2,841,465         |
| AfDB                       | 12,084,778             | 12,084,778         | 6,475,000          | 5,609,778         |
| CAFVE                      | 8,961,121              | 8,961,121          | 8,961,121          | 0                 |
| CI                         | 4,020,067              | 4,020,067          | 3,102,636          | 917,431           |
| EBRD                       | 16,137,943             | 16,137,943         | 15,937,943         | 200,000           |
| FAO                        | 22,181,513             | 21,920,584         | 21,494,735         | 425,849           |
| IADB                       | 6,032,250              | 6,032,250          | 6,032,250          | 0                 |
| IBRD                       | 85,894,018             | 83,116,240         | 73,168,084         | 9,948,156         |
| IFAD                       | 37,508,204             | 37,015,053         | 37,590,026         | (574,973)         |
| UNDP                       | 80,927,150             | 80,927,150         | 80,912,003         | 15,147            |
| UNEP                       | 31,368,101             | 31,368,101         | 30,276,549         | 1,091,552         |
| UNIDO                      | 7,361,107              | 6,001,624          | 2,459,834          | 3,541,790         |
| WWF                        | 1,651,376              | 1,651,376          | 413,305            | 1,238,071         |
| <i>Sub-total</i>           | 324,959,158            | 320,067,817        | 294,813,551        | 25,254,266        |
| <b>Fees</b>                |                        |                    |                    |                   |
| ADB                        | 1,111,252              | 1,031,724          | 1,031,724          | 0                 |
| AfDB                       | 1,134,137              | 1,134,137          | 0                  | 1,134,137         |
| CAFVE                      | 527,432                | 527,432            | 527,432            | 0                 |
| CI                         | 362,064                | 279,495            | 279,495            | 0                 |
| EBRD                       | 1,581,831              | 1,581,831          | 1,562,831          | 19,000            |
| FAO                        | 1,878,801              | 1,828,840          | 1,785,647          | 43,193            |
| IADB                       | 603,225                | 603,225            | 603,225            | 0                 |
| IBRD                       | 8,978,316              | 8,844,983          | 8,844,983          | 0                 |
| IFAD                       | 3,794,135              | 3,747,286          | 3,747,286          | 0                 |
| UNDP                       | 7,953,252              | 7,953,252          | 7,953,252          | 0                 |
| UNEP                       | 3,131,289              | 3,027,592          | 3,027,592          | 0                 |
| UNIDO                      | 699,060                | 337,032            | 324,583            | 12,449            |
| WWF                        | 148,623                | 148,623            | 148,623            | 0                 |
| <i>Sub-total</i>           | 31,903,417             | 31,045,452         | 29,836,673         | 1,208,779         |
| <b>Corporate Budget a/</b> |                        |                    |                    |                   |
| Secretariat                | 7,134,668              | 7,134,668          | 6,193,631          | 941,037           |
| Evaluation                 | 594,666                | 594,666            | 571,666            | 23,000            |
| STAP                       | 1,261,380              | 1,261,380          | 1,133,380          | 128,000           |
| Trustee                    | 2,670,175              | 2,670,175          | 2,560,175          | 110,000           |
| <i>Sub-total</i>           | 11,660,889             | 11,660,889         | 10,458,852         | 1,202,037         |
| <b>Total for SCCF</b>      | <b>368,523,464</b>     | <b>362,774,158</b> | <b>335,109,076</b> | <b>27,665,082</b> |

a/ Includes amounts allocated to cover administrative expenses to manage the SCCF and Corporate activities, including annual audit.

Table A6.7: SCCF Schedule of Funds Available updated as of June 30, 2022

(in USDeq.)

|  |              |                      |
|--|--------------|----------------------|
| <b><u>Program for Adaptation</u></b>   |              |                      |
| <b><u>1. Funds held in Trust</u></b>   |              | <b>22,097,321 a/</b> |
| Cash and investments   | 22,097,321   |                      |
| Promissory notes   | 0            |                      |
| <b><u>2. Restricted Funds</u></b>  |              | <b>0</b>             |
| Reserve to cover foreign exchange rate fluctuations  | 0            |                      |
| Set aside for approved activities pending requirements   | 0            |                      |
| <b>3. Funds held in Trust with no restrictions ( 3 = 1 - 2 )</b>   |              | <b>22,097,321</b>    |
| <b><u>4. Approved Amounts pending disbursement</u></b>   |              | <b>22,855,589</b>    |
| Amounts Trustee Committed  | 17,106,283   |                      |
| Amounts pending Council/CEO approval and/or CEO endorsement  | 2,838,195    |                      |
| Umbrella Set-aside   | 2,911,111 b/ |                      |
| <b>5. Funds Available for Council/CEO approval and/or CEO endorsement ( 5 = 3 - 4 )</b>  |              | <b>(758,268)</b>     |
| <b><u>Program for Transfer of Technology</u></b>   |              |                      |
| <b><u>6. Funds held in Trust</u></b>   |              | <b>18,098,745 a/</b> |
| Cash and investments   | 18,098,745   |                      |
| Promissory notes   | 0            |                      |
| <b><u>7. Restricted Funds</u></b>  |              | <b>0</b>             |
| Reserve to cover foreign exchange rate fluctuations  | 0            |                      |
| Set aside for approved activities pending requirements   | 0            |                      |
| <b>8. Funds held in Trust with no restrictions ( 8 = 6 - 7 )</b>   |              | <b>18,098,745</b>    |
| <b><u>9. Approved Amounts pending disbursement</u></b>   |              | <b>10,558,799</b>    |
| Amounts Trustee Committed  | 10,558,799   |                      |
| Amounts pending Council/CEO approval and/or CEO endorsement  | -            |                      |
| <b>10. Funds Available for Council/CEO approval and/or CEO endorsement ( 10 = 8 - 9 )</b>  |              | <b>7,539,946</b>     |
| <b>Total SCCF Funds Available for Council/CEO approval and/or CEO endorsement ( 5 + 10 )</b>   |              | <b>6,781,678</b>     |
| a/ Amounts pending FX are valued at exchange rate as of June 30, 2022.   |              |                      |
| b/ The umbrella program commitment for "U4620-MENA - Desert Ecosystems and Livelihoods Program MENA-DELP". The funding approved for the project under this umbrella has been cancelled, but the program is still active. |              |                      |

ANNEX 7: STATUS REPORT ON THE CBIT TRUST FUND FOR FY22<sup>173</sup>

Table A7.1: CBIT TF Schedule of Funds Available updated as of June 30, 2022

| Trust Fund for Capacity Building Initiative for Transparency<br>Schedule of Funds Available as of<br>June 30, 2022 |            |  | (in USDeq.)       |
|--|------------|--|-------------------|
| <b>1. Funds held in Trust</b>  |            |  | <b>21,490,963</b> |
| Cash and investments   | 21,490,963 |  |                   |
| <b>2. Approved Amounts pending disbursement</b>  |            |  | <b>17,896,398</b> |
| Amounts Trustee Committed  | 16,707,848 |  |                   |
| Amounts pending Council/CEO approval and/or CEO endorsement  | 1,188,550  |  |                   |
| <b>3. Admin Budget Estimated from FY24-25</b> a/   |            |  | <b>249,703</b>    |
| <b>4. Funds Available for Council/CEO approval and/or CEO endorsement (4 = 1 -2 -3)</b>                            |            |  | <b>3,344,862</b>  |
| a/ FY24-FY25 amounts are based on estimates.   |            |  |                   |

<sup>173</sup> This status report was provided by the Trustee of the CBIT Trust Fund (World Bank). The GEF Secretariat did not edit this report.