

**MEETING OF THE STATES PARTIES TO THE  
CONVENTION ON THE PROHIBITION OF  
THE DEVELOPMENT, PRODUCTION AND  
STOCKPILING OF BACTERIOLOGICAL  
(BIOLOGICAL) AND TOXIN WEAPONS AND  
ON THEIR DESTRUCTION**

BWC/MSP/2009/2/Add.1  
7 December 2009

ENGLISH ONLY

**2009 Meeting**

**Geneva, 7-11 December 2009**

Item 8 of the provisional agenda

**Report of the Implementation Support Unit  
(including report on participation in the  
confidence-building measures)**

**2009 REPORT OF THE IMPLEMENTATION SUPPORT UNIT**

Submitted by the Implementation Support Unit

Addendum

Annex III

**CONFIDENCE-BUILDING MEASURES:  
PROVISIONAL SUMMARY OF PARTICIPATION IN 2009<sup>1</sup>**

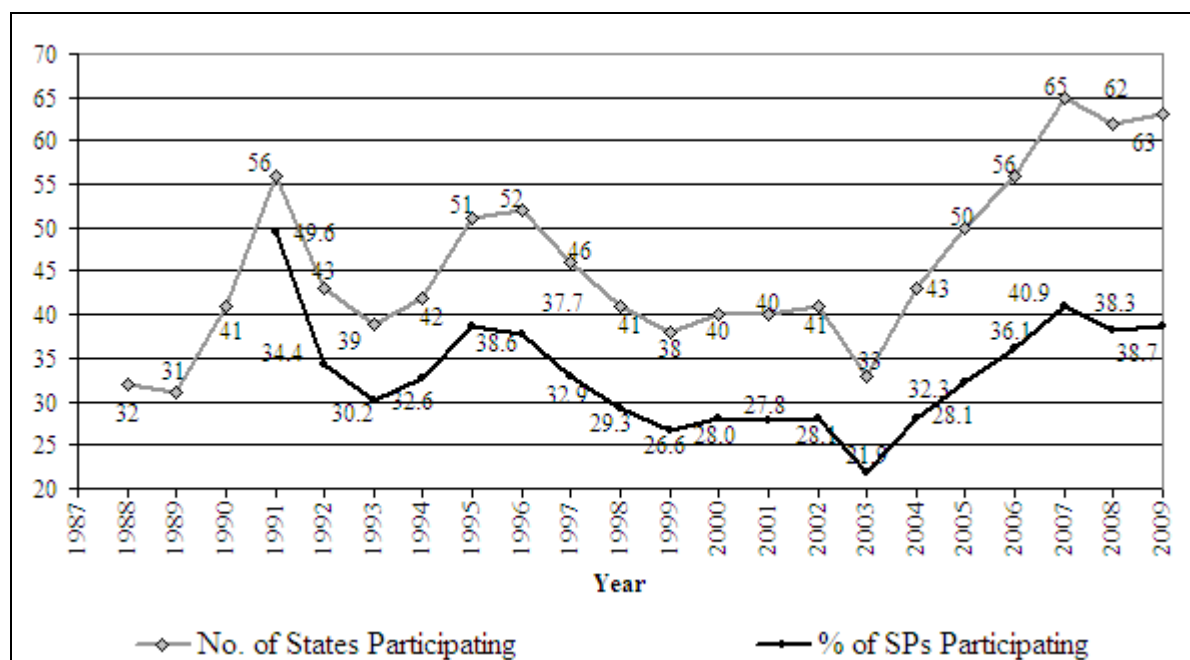
**Key:** D = declaration submitted; ND = nothing to declare; NN = nothing new to declare

State Party	CBM Form								Additional Information
	A1	A2	B	C	D	E	F	G	
1. Argentina	D	ND	D	D	D	ND	ND	D	-
2. Armenia	NN	NN	NN	NN	NN	NN	NN	NN	-
3. Australia	D	D	D	D	D	D	D	D	-
4. Austria	NN	NN	ND	ND	ND	NN	NN	D	-
5. Azerbaijan	D	-	-	-	-	D	-	D	-
6. Bangladesh	ND	ND	ND	ND	ND	ND	ND	ND	D
7. Belarus	D	NN	D	NN	ND	D	ND	ND	-

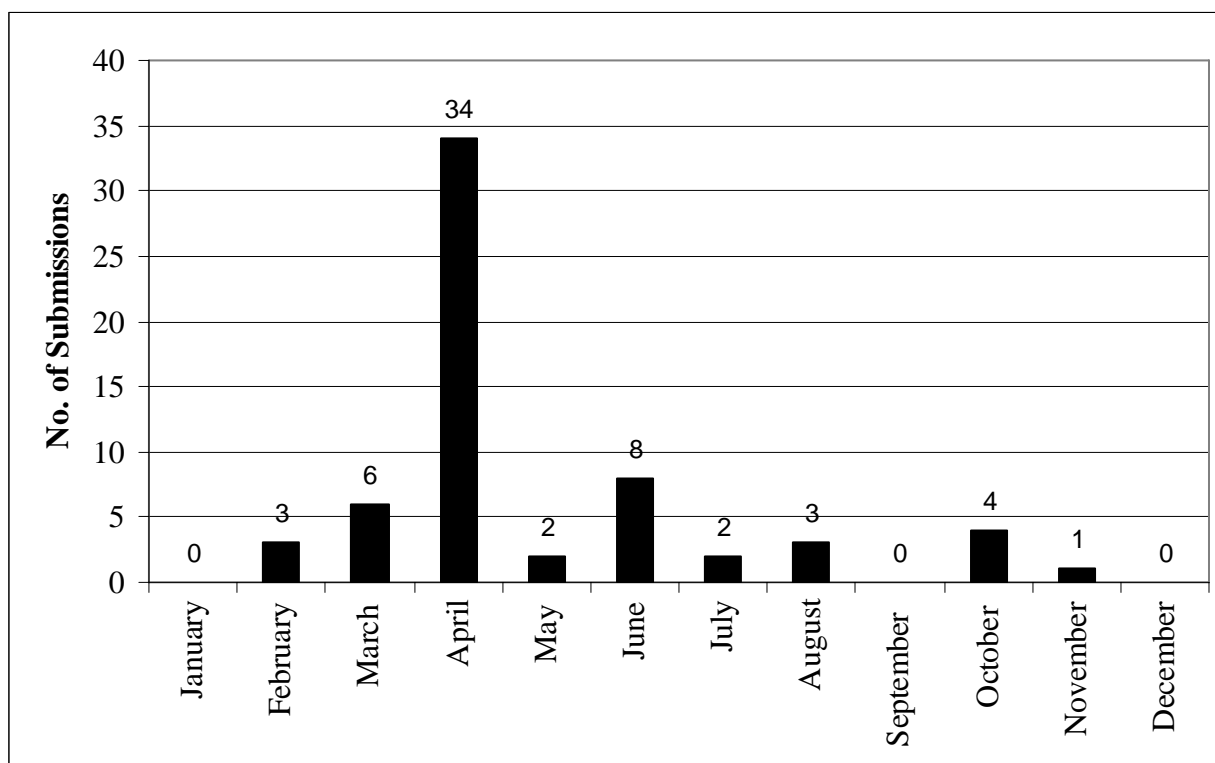
<sup>1</sup> As of 1 December 2009, updated from the version of Annex III in BWC/MSP/2009/2. Any subsequent submissions in 2009 will be included in an updated final summary table in the 2010 ISU report.

[illegible]

State Party	CBM Form								Additional Information
	A1	A2	B	C	D	E	F	G	
47. Republic of Korea	D	D	D	D	D	D	ND	D	-
48. Republic of Moldova	-	-	-	-	-	-	-	-	D
49. Romania	NN	NN	D	D	D	D	ND	D	-
50. Russian Federation	D	D	ND	D	D	D	NN	D	-
51. Senegal	ND	ND	ND	ND	ND	ND	ND	ND	-
52. Serbia	NN	NN	NN	NN	NN	NN	NN	NN	-
53. Slovakia	NN	ND	D	NN	D	NN	NN	NN	-
54. Slovenia	ND	ND	ND	ND	ND	ND	ND	ND	-
55. South Africa	NN	D	D	NN	NN	NN	NN	NN	-
56. Spain	D	D	D	ND	D	NN	ND	NN	-
57. Sweden	D	D	D	D	-	D	D	D	-
58. Switzerland	NN	D	D	NN	D	NN	NN	NN	-
59. Tunisia	-	-	-	-	-	-	-	-	D
60. Turkey	D	NN	D	NN	D	D	NN	D	-
61. United Kingdom of Great Britain and Northern Ireland	D	D	D	NN	D	D	NN	D	-
62. United States of America	D	D	D	D	D	NN	NN	D	-
63. Uzbekistan	NN	NN	NN	NN	NN	NN	NN	NN	-



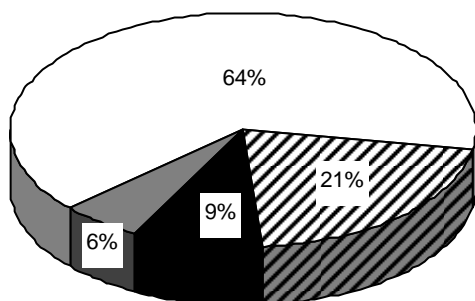
Numbers and percentages of States Parties participating in the BWC confidence-building measures since their introduction in 1987.



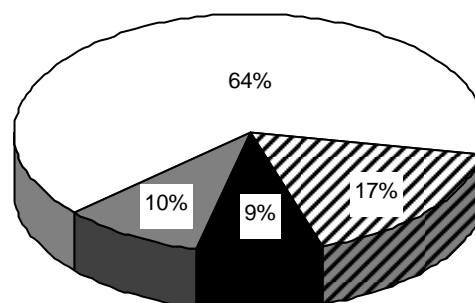
BWC confidence-building measure submissions by month in 2009

The following charts show the rates of participation for 2009 in each of the CBM forms:

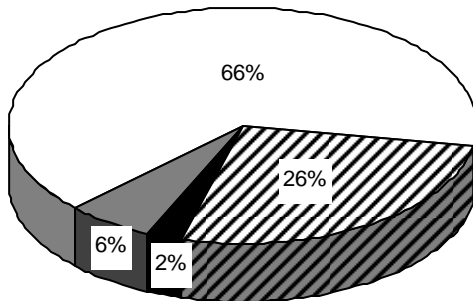
- ▨ Declaration Submitted
- Nothing New to Declare
- ▤ Nothing to Declare
- No Information Provided



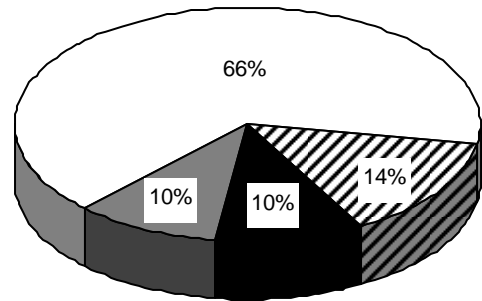
BWC CBM Returns for Form A1 in 2009



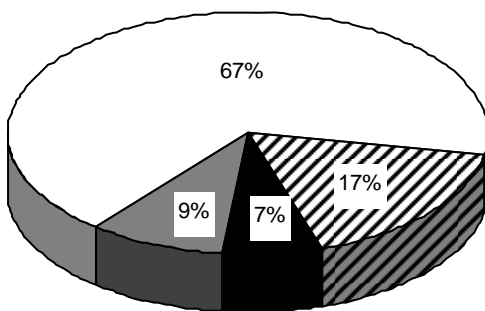
BWC CBM Returns for Form A2 in 2009



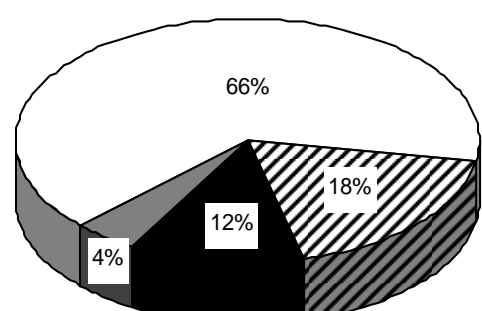
BWC CBM Returns for Form B in 2009



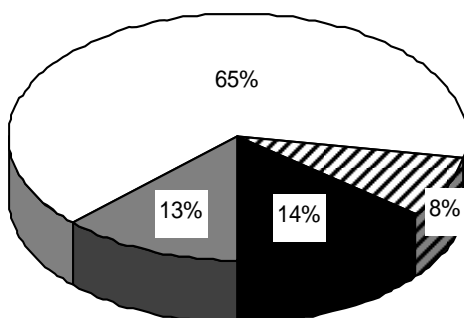
BWC CBM Returns for Form C in 2009



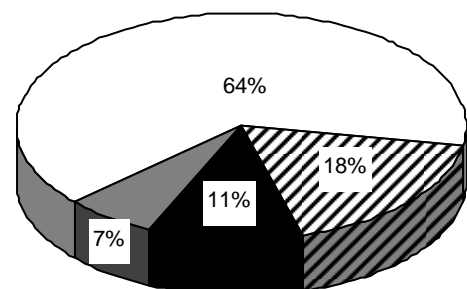
BWC CBM Returns for Form D in 2009



BWC CBM Returns for Form E in 2009



BWC CBM Returns for Form F in 2009



BWC CBM Returns for Form G in 2009

\_\_\_\_\_